



持正科技股份有限公司
SFR TECHNOLOGY CO., LTD.

www.sfrchain.com

总部地址
中国杭州市余杭区仓前海曙路12号

邮箱. sales@sfrchain.com

Headquarters Address
12 Haishu Rd, Cangqian, Yuhang District,
Hangzhou, Zhejiang, P.R. China 311121

Email. sales@sfrchain.com

持正链条
SFR CHAIN
SFR
Product Catalogue
2019/2020

持正科技股份有限公司
SFR TECHNOLOGY CO., LTD.

Product Catalogue
2019 / 2020



品质和服务是我们永恒的追求

We strive to offer the best products and service to customers.

SFR[®] 持 正 链 条
S F R C H A I N

COMPANY INTRODUCTION

企业简介

持正链条集团自1991年以来，一直致力于摩托车及工业链的制造与研发，始终专注于生产高品质产品与技术创新，保持行业领先地位。

公司生产的链条有2000多个系列，5000多个产品，出口世界60多个国家，广泛应用于农业机械、摩托车、冶金、木材加工、食品饮料加工等多个领域。

持正链条集团拥有四个全资工厂和一个合资企业，通过ISO9002、ISO9001和ISO/TS16949质量管理体系认证。

公司致力于创新和研发，与国内多所知名高校、科研院所建立了稳定的合作关系，并在集团内部建立了智能链传动研发中心，拥有70多项专利。这使得公司产品能够在动力传动和物料输送等应用领域具有强有力的竞争力。

我们始终坚持诚信、高效、创新的企业精神：“努力为客户提供最优质的产品和服务”。

SFR Chain Group has been excelling at manufacturing and innovating motorcycle and industrial chain since 1991, always focusing on high quality and innovation to stay in the pole positions of the industry.

Only in chain, SFR offers over 2000 series, and more than 5000 products, which are exported to over 60 countries all over the World, and are widely used in variety of fields, such as agricultural machines, motorcycles, metallurgy, wood processing, or food and beverage processing, among others.

SFR operates four fully owned factories and one joint venture, certified by ISO9002, ISO9001 and ISO/TS16949 Quality Management System.

Our commitment to R&D led SFR to establish stable cooperation with several well-known universities and research institutes in China, as well as setting up an Intelligent Chain Drive Research Center within the group, altogether resulting in its more than 70 patents. This allows us to offer the widest range of power transmission and conveyor chain at the most competitive prices.

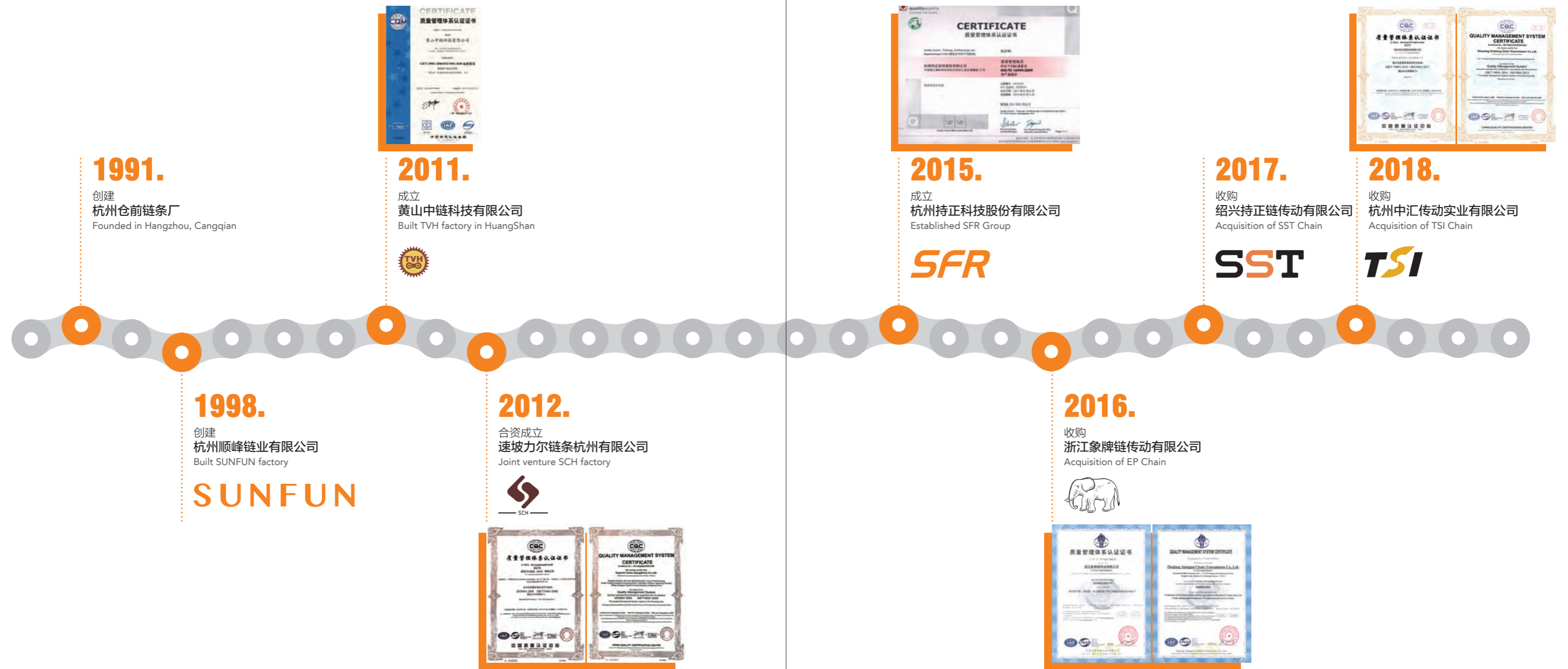
We at SFR Chain always adhere to the group's spirit of integrity, efficiency and innovation: "We strive to offer the best products and service to our customers"



SFR headquarters in Hangzhou
杭州持正总部

HISTORY

历史发展



EQUIPMENT

工厂设备



EDM for die
电火花机床



WEDM for die
中走丝线切割机床



Automatic plate punching for industrial chain
工业链链板高速冲制



Rotary furnace
热处理转炉



Bright annealing furnace
热处理光亮退火炉



Muliti-purpose furnace
热处理多用炉



Automatic plate punching for mototcycle chain
摩托车链链板高速冲制



High speed pin cutting machine
高速切削机



Mesh belt conveyor furnace
热处理网带炉



Automatic assembling of industrial chain
工业链全自动装配线



Automatc assembling of motorcycle chain
摩托车链全自动装配线



Automatic assembling of agricultural chain
农机链自动装配

EQUIPMENT

工厂设备



Automatic assembling of connecting link
接头自动装配



Welding robot
焊接机器人



Stereoscopic warehouse
成品立体仓库



Projector
投影仪



Breaking load tester
拉力机



Chain torque tester
扭矩测试机



Material spectrum analyzer
光谱材料分析仪



Rockwell hardness tester
洛氏硬度计



Micro-hardness tester
维氏硬度计



Chain twisted tester
链条扭曲检测仪



Fatigue test machine
疲劳测试机



Wearing-resistant machine
磨损试验机

PRODUCT LIST

产品目录

| 传动链 Driving Chain | |
|-------------------|--|
| 03/06 | A系列短节距精密滚子链 Short pitch precision roller chain (A series) |
| 07/09 | B系列短节距精密滚子链 Short pitch precision roller chain (B series) |
| 10/13 | 重载系列滚子链 Heavy duty series roller chain |
| 14/16 | A系列开口销型短节距精密滚子链 Cottered type short pitch precision roller chain (A series) |
| 17 | 重载系列开口销型滚子链 Heavy duty series cottered type roller chain |
| 18 | SH系列高强度短节距重载滚子链 SH series high strength heavy duty short pitch roller chain |
| 19 | 自润滑链 Self-lubrication roller chain |
| 20 | O型密封圈链 O-Ring chain |
| 21 | 镀锌链 Corrosion resistant/Zinc-plated chain |
| 22 | 镀镍链 Corrosion resistant/Nickel-plated chain |
| 23 | 镀达克罗链 Corrosion resistant/Dacromet-plated chain |
| 24/25 | 石油链 Oil field chain |
| 26 | 重载弯板传动链 Heavy duty cranked-link transmission chain |
| 27/28 | 齿形链 Inverted tooth chain |
| 29 | PIV无级变速链 Self-tooth-forming chain (P.I.V. chain) |
| 30 | 摩托车正时链 Motorcycle timing chain |

| 传动链 Driving Chain | |
|-------------------|---|
| 31/35 | 摩托车链 Motorcycle chain |
| 36 | 汽车发动机正时滚子链 Automotive engine timing roller chain |
| 37 | 汽车发动机正时套筒链 Automotive engine timing bush chain |
| 38 | 汽车发动机正时静音链 Automotive engine timing silent chain |
| 39 | 滚销式静音链 Rocker joint type silent chain |
| 40 | 圆销式静音链 Round pin type silent chain |
| 41 | 链条联轴器 Chain couplings |
| 42 | 联轴器链 Coupling chain |
| 43 | 套筒链 Bush chain |
| 44 | 侧弯链 Side bow chain |
| 45/46 | 推窗用防弯链 Anti-sidebow chain for pushing window |
| 47 | 双节距传动链 Double pitch transmission chain |
| 48 | 其它滚子链 Other roller chain |

| 曳引链 Hoisting Chain | |
|--------------------|----------------------------|
| 51 | 停车库链条 Car parking chain |
| 52/56 | 板式链 Leaf chain |

PRODUCT LIST

产品目录

| 输送链 Conveyor Chain | |
|--------------------|---|
| 59 | A系列直板滚子链 Roller chain with straight side plates (A series) |
| 60 | B系列直板滚子链 Roller chain with straight side plates (B series) |
| 61/66 | 短节距输送链附件 Short pitch conveyor chain attachments |
| 67 | 短节距加长销输送链 Short pitch conveyor chain with extended pins |
| 68 | 双节距输送链 Double pitch conveyor chain |
| 69/72 | 双节距输送链附件 Double pitch conveyor chain attachments |
| 73 | 双节距输送链特殊附件 Double pitch conveyor chain special attachments |
| 64/76 | 双节距加长销输送链 Double pitch conveyor chain with extended pins |
| 77 | 倍速链 Double plus chain |
| 78 | 带大滚轮输送链 Conveyor chain with large rollers |
| 79/80 | 木材输送链及附件 Lumber conveyor chain & attachments |
| 81/89 | 尖齿链 Sharp top chain |
| 90 | 橡胶链 Roller chain with vulcanised elastomer profiles |
| 91 | 带顶滚轮短节距输送链 Short pitch conveyor chain with top rollers |
| 92 | 带顶滚轮双节距输送链 Short pitch conveyor chain with top rollers |
| 93 | 带塑料附板滚子链 Roller chain with plastic attachments |

| 输送链 Conveyor Chain | |
|--------------------|---|
| 94/95 | M系列输送链 Conveyor chain (M series) |
| 96/97 | M系列带附板输送链 Conveyor chain with attachments (M series) |
| 98/99 | FV系列输送链 Conveyor chain (FV series) |
| 100/101 | FV系列带附板输送链 Conveyor chain with attachments (FV series) |
| 102 | MT系列输送链 Conveyor chain (MT series) |
| 103 | FVT系列输送链 Conveyor chain (FVT series) |
| 104 | MC系列空心销轴输送链 Hollow pin conveyor chain (MC series) |
| 105 | FVC系列空心销轴输送链 Hollow pin conveyor chain (FVC series) |
| 106 | ZC系列空心销轴输送链 Hollow pin conveyor chain (ZC series) |
| 107/112 | 空心销轴链 Hollow pin chain |
| 113 | 工程用钢制套筒链 Engineering steel bush chain |
| 114 | 焊接弯板链 Welded type cranked link chain |
| 115 | 钢制销合链 Steel pintle chain |
| 116/117 | 刮板输送链 Scraper conveyor chain |
| 118 | 摊铺机用输送链 Conveyor chain for crawler asphalt paver |
| 119 | 筑路机械链 Conveyor chain for road construction machinery |

PRODUCT LIST

产品目录

| 输送链 Conveyor Chain | |
|--------------------|---|
| 120/121 | 烟草机械输送链 Tobacco conveyor chain |
| 122 | 污水处理链 Sewage disposal chain |
| 123 | 网带炉提升机链 Mesh belt furnace hoisting chain |
| 124/127 | 糖机链 Sugar mill chain |
| 128/129 | 棕油链 Palm oil chain |
| 130 | 模锻可拆链 Drop forged rivetless chain |

| 不锈钢链 Stainless steel Chain | |
|----------------------------|--|
| 133 | 不锈钢滚子链 Stainless steel roller chain |
| 134 | 不锈钢双节距输送链 Stainless steel double pitch conveyor chain |
| 135/136 | 不锈钢空心销轴链 Stainless steel hollow pin chain |

| 农机链 Agricultural Chain | |
|------------------------|--|
| 139 | ZGS38联合收割机链及附件 ZGS38 combine chain with attachments |
| 140/141 | ZGS38联合收割机链及附件 ZGS38 combine chain with attachments |
| 142/143 | S型钢制农机链 S type steel agricultural chain |
| 144/150 | S型钢制农机链附件 S type steel agricultural chain attachments |
| 151 | A型钢制农机链 A type steel agricultural chain |
| 152/153 | CA型钢制农机链 CA type steel agricultural chain |
| 154 | 特殊农机链及附件 Special agricultural chain & Attachments |
| 155/174 | C型钢制农机链附件 C type steel agricultural chain attachments |

| 附录 Appendix | |
|-------------|--|
| 175 | 功率曲线图 (A系列滚子链) Power Rating Graph (A series roller chain) |
| 176 | 功率曲线图 (B系列滚子链) Power Rating Graph (B series roller chain) |
| 177 | 润滑选择 Selection of Lubrication |
| 178 | 检查及维修制度 Check and Repair System |
| 179/180 | 滚子链传动装置故障处理指南 Troubleshooting guide |



A 传动链 DRIVING CHAIN

| | | | |
|-------|-----------------|-------|---|
| 03/06 | A系列短节距精密滚子链 | 03/06 | Short pitch precision roller chain (A series) |
| 07/09 | B系列短节距精密滚子链 | 07/09 | Short pitch precision roller chain (B series) |
| 10/13 | 重载系列滚子链 | 10/13 | Heavy duty series roller chain |
| 14/16 | A系列开口销型短节距精密滚子链 | 14/16 | Cottered type short pitch precision roller chain (A series) |
| 17 | 重载系列开口销型滚子链 | 17 | Heavy duty series cottered type roller chain |
| 18 | SH系列高强度短节距重载滚子链 | 18 | SH series high strength heavy duty short pitch roller chain |
| 19 | 自润滑链 | 19 | Self-lubrication roller chain |
| 20 | O型密封圈链 | 20 | O-Ring chain |
| 21 | 镀锌链 | 21 | Corrosion resistant/Zinc-plated chain |
| 22 | 镀镍链 | 22 | Corrosion resistant/Nickel-plated chain |
| 23 | 镀达克罗链 | 23 | Corrosion resistant/Dacromet-plated chain |
| 24/25 | 石油链 | 24/25 | Oil field chain |
| 26 | 重载弯板传动链 | 26 | Heavy duty cranked-link transmission chain |
| 27/28 | 齿形链 | 27/28 | Inverted tooth chain |
| 29 | PIV无级变速链 | 29 | Self-tooth-forming chain (PI.V. chain) |
| 30 | 摩托车正时链 | 30 | Motorcycle timing chain |
| 31/35 | 摩托车链 | 31/35 | Motorcycle chain |
| 36 | 汽车发动机正时滚子链 | 36 | Automotive engine timing roller chain |
| 37 | 汽车发动机正时套筒链 | 37 | Automotive engine timing bush chain |
| 38 | 汽车发动机正时静音链 | 38 | Automotive engine timing silent chain |
| 39 | 滚销式静音链 | 39 | Rocker joint type silent chain |
| 40 | 圆销式静音链 | 40 | Round pin type silent chain |
| 41 | 链条联轴器 | 41 | Chain couplings |
| 42 | 联轴器链 | 42 | Coupling chain |
| 43 | 套筒链 | 43 | Bush chain |
| 44 | 侧弯链 | 44 | Side bow chain |
| 45/46 | 推窗用防弯链 | 45/46 | Anti-sidebow chain for pushing window |
| 47 | 双节距传动链 | 47 | Double pitch transmission chain |
| 48 | 其它滚子链 | 48 | Other roller chain |

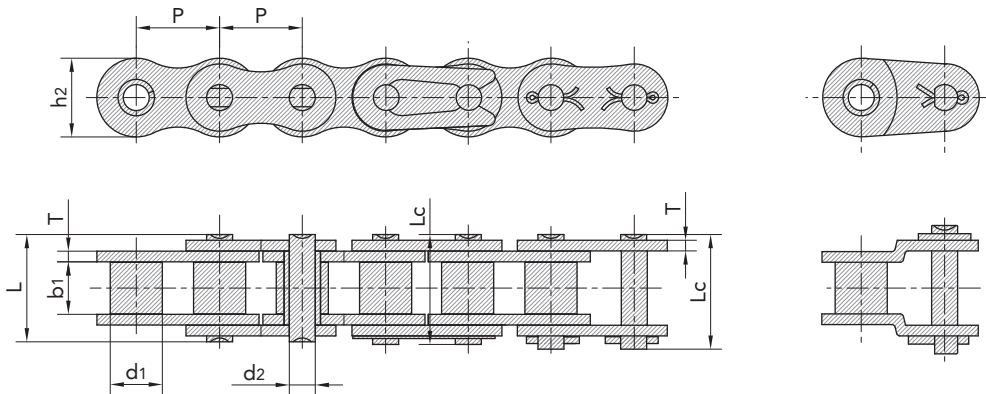
A系列短节距精密滚子链 Short pitch precision roller chain (A series)

单排滚子链/套筒链 Simplex roller chain & bush chain

| 链号 DIN/ISO | 链号 ANSI | 节距 Pitch | 滚子直径 Roller diameter | 内节内宽 Width between inner plates | 销轴直径 Pin diameter | 销轴长度 Pin length | | 内链板高度 Innerplate depth | 链板厚度 Plate thickness | 极限拉伸载荷 Ultimate tensile strength | 平均拉伸载荷 Average tensile strength | 每米长重 Weight per meter |
|-------------------|----------------|-------------|-------------------------|------------------------------------|----------------------|--------------------|--------------------|---------------------------|-------------------------|-------------------------------------|------------------------------------|--------------------------|
| DIN/ISO Chain No. | ANSI Chain No. | P | d ₁ max | b ₁ min | d ₂ max | L max | L _c max | h ₂ max | T max | Q min | Q ₀ | q |
| | | mm | mm | mm | mm | mm | mm | mm | mm | kN/lbf | kN | kg/m |
| *03C | *15 | 4.7625 | 2.48 | 2.38 | 1.62 | 6.10 | 6.90 | 4.30 | 0.60 | 1.80/409 | 2.0 | 0.08 |
| *04C-1 | *25 | 6.3500 | 3.30 | 3.18 | 2.31 | 7.90 | 8.40 | 6.00 | 0.80 | 3.50/795 | 4.6 | 0.15 |
| *06C-1 | *35 | 9.5250 | 5.08 | 4.77 | 3.58 | 12.40 | 13.17 | 9.00 | 1.30 | 7.90/1795 | 10.8 | 0.33 |
| 085-1 | 41 | 12.7000 | 7.77 | 6.25 | 3.58 | 13.75 | 15.00 | 9.91 | 1.30 | 6.67/1516 | 12.6 | 0.41 |
| 08A-1 | 40 | 12.7000 | 7.95 | 7.85 | 3.96 | 16.60 | 17.80 | 12.00 | 1.50 | 14.10/3205 | 17.5 | 0.62 |
| 10A-1 | 50 | 15.8750 | 10.16 | 9.40 | 5.08 | 20.70 | 22.20 | 15.09 | 2.03 | 22.20/5045 | 29.4 | 1.02 |
| 12A-1 | 60 | 19.0500 | 11.91 | 12.57 | 5.94 | 25.90 | 27.70 | 18.00 | 2.42 | 31.80/7227 | 41.5 | 1.50 |
| 16A-1 | 80 | 25.4000 | 15.88 | 15.75 | 7.92 | 32.70 | 35.00 | 24.00 | 3.25 | 56.70/12886 | 69.4 | 2.60 |
| 20A-1 | 100 | 31.7500 | 19.05 | 18.90 | 9.53 | 40.40 | 44.70 | 30.00 | 4.00 | 88.50/20114 | 109.2 | 3.91 |
| 24A-1 | 120 | 38.1000 | 22.23 | 25.22 | 11.10 | 50.30 | 54.30 | 35.70 | 4.80 | 127.00/28864 | 156.3 | 5.62 |
| 28A-1 | 140 | 44.4500 | 25.40 | 25.22 | 12.70 | 54.40 | 59.00 | 41.00 | 5.60 | 172.40/39182 | 212.0 | 7.50 |
| 32A-1 | 160 | 50.8000 | 28.58 | 31.55 | 14.27 | 64.80 | 69.60 | 47.80 | 6.40 | 226.80/51545 | 278.9 | 10.10 |
| 36A-1 | 180 | 57.1500 | 35.71 | 35.48 | 17.46 | 72.80 | 78.60 | 53.60 | 7.20 | 280.20/63682 | 341.8 | 13.45 |
| 40A-1 | 200 | 63.5000 | 39.68 | 37.85 | 19.85 | 80.30 | 87.20 | 60.00 | 8.00 | 353.80/80409 | 431.6 | 16.15 |
| 48A-1 | 240 | 76.2000 | 47.63 | 47.35 | 23.81 | 95.50 | 103.00 | 72.39 | 9.50 | 510.30/115977 | 622.5 | 23.20 |

*套筒链：表中滚子直径d₁为套筒直径

*Bush chain: d₁ in the table indicates the external diameter of the bush



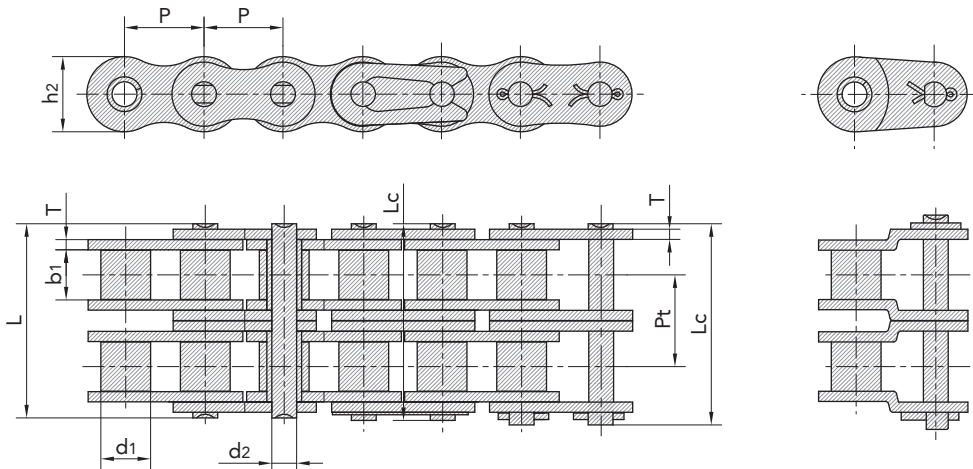
A系列短节距精密滚子链 Short pitch precision roller chain (A series)

双排滚子链/套筒链 Duplex roller chains & bush chain

| 链号 DIN/ISO | 链号 ANSI | 节距 Pitch | 滚子直径 Roller diameter | 内节内宽 Width between inner plates | 销轴直径 Pin diameter | 销轴长度 Pin length | | 内链板高度 Inner plate depth | 链板厚度 Plate thickness | 排距 Transverse pitch | 极限拉伸载荷 Ultimate tensile strength | 平均拉伸载荷 Average tensile strength | 每米长重 Weight per meter |
|-------------------|----------------|-------------|-------------------------|------------------------------------|----------------------|--------------------|--------|----------------------------|-------------------------|------------------------|-------------------------------------|------------------------------------|--------------------------|
| DIN/ISO Chain No. | ANSI Chain No. | P | d1 max | b1 min | d2 max | L max | Lc max | h2 max | T max | Pt | Q min | Q0 | q |
| | | mm | mm | mm | mm | mm | mm | mm | mm | mm | kN/lbf | kN | kg/m |
| *04C-2 | *25-2 | 6.350 | 3.30 | 3.18 | 2.31 | 14.5 | 15.0 | 6.00 | 0.80 | 6.40 | 7.00/1591 | 8.6 | 0.28 |
| *06C-2 | *35-2 | 9.525 | 5.08 | 4.77 | 3.58 | 22.5 | 23.3 | 9.00 | 1.30 | 10.13 | 15.80/3591 | 19.7 | 0.63 |
| 085-2 | 41-2 | 12.700 | 7.77 | 6.25 | 3.58 | 25.7 | 26.9 | 9.91 | 1.30 | 11.95 | 13.34/3032 | 16.9 | 0.81 |
| 08A-2 | 40-2 | 12.700 | 7.95 | 7.85 | 3.96 | 31.0 | 32.2 | 12.00 | 1.50 | 14.38 | 28.20/6409 | 35.9 | 1.12 |
| 10A-2 | 50-2 | 15.875 | 10.16 | 9.40 | 5.08 | 38.9 | 40.4 | 15.09 | 2.03 | 18.11 | 44.40/10091 | 58.1 | 2.00 |
| 12A-2 | 60-2 | 19.050 | 11.91 | 12.57 | 5.94 | 48.8 | 50.5 | 18.00 | 2.42 | 22.78 | 63.60/14455 | 82.1 | 2.92 |
| 16A-2 | 80-2 | 25.400 | 15.88 | 15.75 | 7.92 | 62.7 | 64.3 | 24.00 | 3.25 | 29.29 | 113.40/25773 | 141.8 | 5.15 |
| 20A-2 | 100-2 | 31.750 | 19.05 | 18.90 | 9.53 | 76.4 | 80.5 | 30.00 | 4.00 | 35.76 | 177.00/40227 | 219.4 | 7.80 |
| 24A-2 | 120-2 | 38.100 | 22.23 | 25.22 | 11.10 | 95.8 | 99.7 | 35.70 | 4.80 | 45.44 | 254.00/57727 | 314.9 | 11.70 |
| 28A-2 | 140-2 | 44.450 | 25.40 | 25.22 | 12.70 | 103.3 | 107.9 | 41.00 | 5.60 | 48.87 | 344.80/78364 | 427.5 | 15.14 |
| 32A-2 | 160-2 | 50.800 | 28.58 | 31.55 | 14.27 | 123.3 | 128.1 | 47.80 | 6.40 | 58.55 | 453.60/103091 | 562.4 | 20.14 |
| 36A-2 | 180-2 | 57.150 | 35.71 | 35.48 | 17.46 | 138.6 | 144.4 | 53.60 | 7.20 | 65.84 | 560.50/127386 | 695.0 | 29.22 |
| 40A-2 | 200-2 | 63.500 | 39.68 | 37.85 | 19.85 | 151.9 | 158.8 | 60.00 | 8.00 | 71.55 | 707.60/160818 | 877.4 | 32.24 |
| 48A-2 | 240-2 | 76.200 | 47.63 | 47.35 | 23.81 | 183.4 | 190.8 | 72.39 | 9.50 | 87.83 | 1020.60/213955 | 1255.3 | 45.23 |

*套筒链：表中滚子直径d1为套筒直径

*Bush chain: d1 in the table indicates the external diameter of the bush



传动链
Driving Chain

曳引链
Hoisting Chain

输送链
Conveyor Chain

不锈钢链
Stainless Steel Chain

农机链
Agricultural Chain

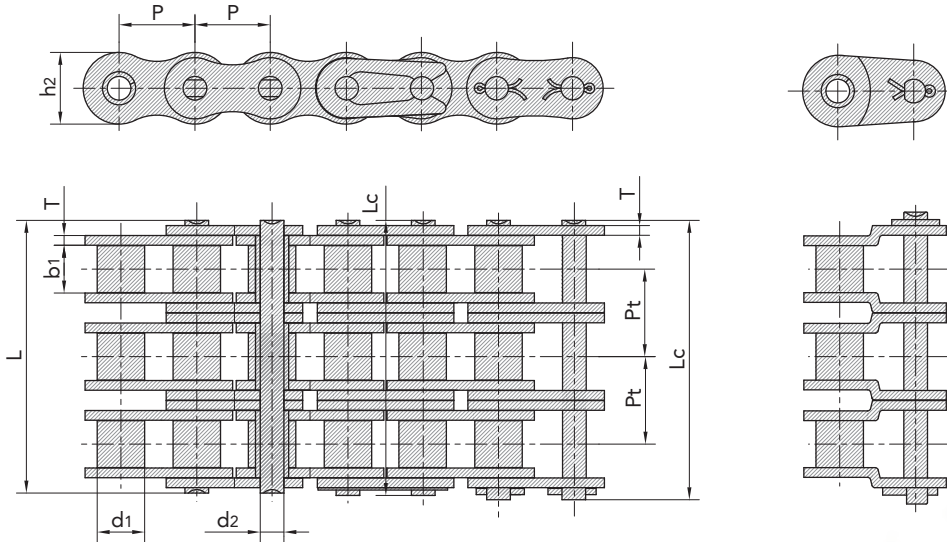
A系列短节距精密滚子链 Short pitch precision roller chain (A series)

三排滚子链/套筒链 Triplex roller chain & bush chain

| 链号 DIN/ISO | 链号 ANSI | 节距 Pitch | 滚子直径 Roller diameter | 内节内宽 Width between inner plates | 销轴直径 Pin diameter | 销轴长度 Pin length | | 内链板高度 Inner plate depth | 链板厚度 Plate thickness | 排距 Transverse pitch | 极限拉伸载荷 Ultimate tensile strength | 平均拉伸载荷 Average tensile strength | 每米长重 Weight per meter |
|-------------------|----------------|-------------|-------------------------|------------------------------------|----------------------|--------------------|--------------------|----------------------------|-------------------------|------------------------|-------------------------------------|------------------------------------|--------------------------|
| DIN/ISO Chain No. | ANSI Chain No. | P | d ₁ max | b ₁ min | d ₂ max | L max | L _c max | h ₂ max | T max | Pt | Q _{min} | Q ₀ | q |
| | | mm | mm | mm | mm | mm | mm | mm | mm | mm | kN/lbf | kN | kg/m |
| *04C-3 | *25-3 | 6.350 | 3.30 | 3.18 | 2.31 | 21.0 | 21.5 | 6.00 | 0.80 | 6.40 | 10.5/2386 | 12.6 | 0.44 |
| *06C-3 | *35-3 | 9.525 | 5.08 | 4.77 | 3.58 | 32.7 | 33.5 | 9.00 | 1.30 | 10.13 | 23.7/5386 | 28.6 | 1.05 |
| 08A-3 | 40-3 | 12.700 | 7.95 | 7.85 | 3.96 | 45.4 | 46.6 | 12.00 | 1.50 | 14.38 | 42.3/9614 | 50.0 | 1.90 |
| 10A-3 | 50-3 | 15.875 | 10.16 | 9.40 | 5.08 | 57.0 | 58.5 | 15.09 | 2.03 | 18.11 | 66.6/15136 | 77.8 | 3.09 |
| 12A-3 | 60-3 | 19.050 | 11.91 | 12.57 | 5.94 | 71.5 | 73.3 | 18.00 | 2.42 | 22.78 | 95.4/21682 | 111.1 | 4.54 |
| 16A-3 | 80-3 | 25.400 | 15.88 | 15.75 | 7.92 | 91.7 | 93.6 | 24.00 | 3.25 | 29.29 | 170.1/38659 | 198.4 | 7.89 |
| 20A-3 | 100-3 | 31.750 | 19.05 | 18.90 | 9.53 | 112.2 | 116.3 | 30.00 | 4.00 | 35.76 | 265.5/60341 | 309.6 | 11.77 |
| 24A-3 | 120-3 | 38.100 | 22.23 | 25.22 | 11.10 | 141.4 | 145.2 | 35.70 | 4.80 | 45.44 | 381.0/86591 | 437.2 | 17.53 |
| 28A-3 | 140-3 | 44.450 | 25.40 | 25.22 | 12.70 | 152.2 | 156.8 | 41.00 | 5.60 | 48.87 | 517.2/117545 | 593.3 | 22.20 |
| 32A-3 | 160-3 | 50.800 | 28.58 | 31.55 | 14.27 | 181.8 | 186.6 | 47.80 | 6.40 | 58.55 | 680.4/154636 | 780.6 | 30.02 |
| 36A-3 | 180-3 | 57.150 | 35.71 | 35.48 | 17.46 | 204.4 | 210.2 | 53.60 | 7.20 | 65.84 | 840.7/191068 | 983.6 | 38.22 |
| 40A-3 | 200-3 | 63.500 | 39.68 | 37.85 | 19.85 | 223.5 | 230.4 | 60.00 | 8.00 | 71.55 | 1061.4/241227 | 1217.8 | 49.03 |
| 48A-3 | 240-3 | 76.200 | 47.63 | 47.35 | 23.81 | 271.3 | 278.6 | 72.39 | 9.50 | 87.83 | 1530.9/347932 | 1756.5 | 71.60 |

*套筒链：表中滚子直径d₁为套筒直径

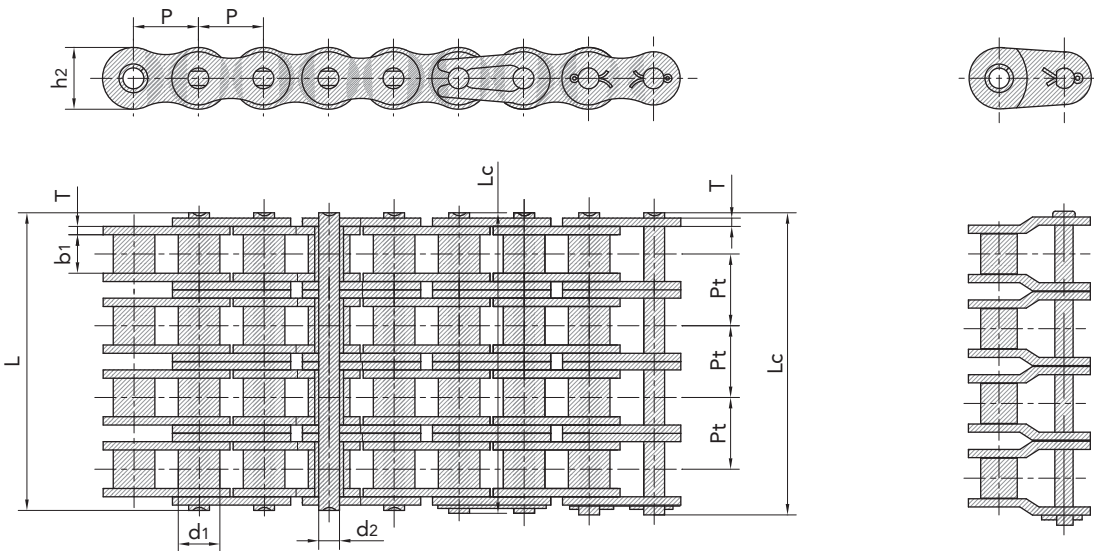
*Bush chain: d₁ in the table indicates the external diameter of the bush



A系列短节距精密滚子链 Short pitch precision roller chain (A series)

多排滚子链 Multiple strand roller chain

| 链号 | 链号 | 节距 | 滚子直径 | 内节内宽 | 销轴直径 | 销轴长度 | | 内链板高度 | 链板厚度 | 排距 | 极限拉伸载荷 | 平均拉伸载荷 | 每米长重 |
|-----------|----------------|--------|-----------------|----------------------------|--------------|-------|--------|-------------------|-----------------|------------------|---------------------------|--------------------------|------------------|
| Chain No. | ANSI Chain No. | Pitch | Roller diameter | Width between inner plates | Pin diameter | L max | Lc max | Inner plate depth | Plate thickness | Transverse pitch | Ultimate tensile strength | Average tensile strength | Weight per meter |
| | ANSI Chain No. | P | d1 max | b1 min | d2 max | L max | Lc max | h2 max | T max | Pt | Q min | Q0 | q |
| | | mm | mm | mm | mm | mm | mm | mm | mm | mm | kN/lbf | kN | kg/m |
| 08A-4 | 40-4 | 12.700 | 7.95 | 7.85 | 3.96 | 59.8 | 61.0 | 12.00 | 1.50 | 14.38 | 56.4/12687 | 62.04 | 2.57 |
| 10A-4 | 50-4 | 15.875 | 10.16 | 9.40 | 5.08 | 75.1 | 76.6 | 15.09 | 2.03 | 18.11 | 88.8/19976 | 97.68 | 4.30 |
| 12A-4 | 60-4 | 19.050 | 11.91 | 12.57 | 5.94 | 94.4 | 96.1 | 18.00 | 2.42 | 22.78 | 127.2/28614 | 139.92 | 6.21 |
| 16A-4 | 80-4 | 25.400 | 15.88 | 15.75 | 7.92 | 121.0 | 124.4 | 24.00 | 3.25 | 29.29 | 226.8/51020 | 249.48 | 10.37 |
| 20A-4 | 100-4 | 31.750 | 19.05 | 18.90 | 9.53 | 147.8 | 152.1 | 30.00 | 4.00 | 35.76 | 354/79635 | 389.40 | 15.60 |
| 24A-4 | 120-4 | 38.100 | 22.23 | 25.22 | 11.10 | 187.0 | 190.8 | 35.70 | 4.80 | 45.44 | 508/114278 | 558.80 | 23.56 |
| 08A-5 | 40-5 | 12.700 | 7.95 | 7.85 | 3.96 | 74.2 | 75.4 | 12.00 | 1.50 | 14.38 | 70.5/15859 | 77.55 | 3.19 |
| 10A-5 | 50-5 | 15.875 | 10.16 | 9.40 | 5.08 | 93.2 | 94.7 | 15.09 | 2.03 | 18.11 | 111/24970 | 122.10 | 5.37 |
| 12A-5 | 60-5 | 19.050 | 11.91 | 12.57 | 5.94 | 117.0 | 118.8 | 18.00 | 2.42 | 22.78 | 159/35768 | 174.90 | 7.75 |
| 16A-5 | 80-5 | 25.400 | 15.88 | 15.75 | 7.92 | 149.9 | 153.7 | 24.00 | 3.25 | 29.29 | 283.5/63775 | 311.85 | 12.96 |
| 20A-5 | 100-5 | 31.750 | 19.05 | 18.90 | 9.53 | 183.6 | 187.9 | 30.00 | 4.00 | 35.76 | 442.5/99543 | 486.75 | 19.46 |
| 24A-5 | 120-5 | 38.100 | 22.23 | 25.22 | 11.10 | 232.3 | 236.1 | 35.70 | 4.80 | 45.44 | 635/142848 | 698.50 | 29.40 |
| 08A-6 | 40-6 | 12.700 | 7.95 | 7.85 | 3.96 | 88.5 | 89.8 | 12.00 | 1.50 | 14.38 | 84.6/19031 | 93.06 | 3.83 |
| 10A-6 | 50-6 | 15.875 | 10.16 | 9.40 | 5.08 | 111.3 | 112.8 | 15.09 | 2.03 | 18.11 | 133.2/29964 | 146.52 | 6.43 |
| 12A-6 | 60-6 | 19.050 | 11.91 | 12.57 | 5.94 | 139.8 | 141.8 | 18.00 | 2.42 | 22.78 | 190.8/42921 | 209.80 | 9.31 |
| 16A-6 | 80-6 | 25.400 | 15.88 | 15.75 | 7.92 | 179.2 | 183.0 | 24.00 | 3.25 | 29.29 | 340.2/76530 | 374.22 | 15.50 |
| 20A-6 | 100-6 | 31.750 | 19.05 | 18.90 | 9.53 | 219.4 | 223.7 | 30.00 | 4.00 | 35.76 | 531/119452 | 584.10 | 23.36 |
| 24A-6 | 120-6 | 38.100 | 22.23 | 25.22 | 11.10 | 278.0 | 282.0 | 35.70 | 4.80 | 45.44 | 762/171417 | 838.20 | 35.30 |
| 08A-8 | 40-8 | 12.700 | 7.95 | 7.85 | 3.96 | 117.3 | 118.5 | 12.00 | 1.50 | 14.38 | 112.8/25375 | 124.08 | 5.11 |
| 10A-8 | 50-8 | 15.875 | 10.16 | 9.40 | 5.08 | 147.5 | 149.0 | 15.09 | 2.03 | 18.11 | 177.6/39952 | 195.36 | 8.59 |
| 12A-8 | 60-8 | 19.050 | 11.91 | 12.57 | 5.94 | 185.8 | 187.6 | 18.00 | 2.42 | 22.78 | 254.4/57229 | 279.84 | 12.37 |
| 16A-8 | 80-8 | 25.400 | 15.88 | 15.75 | 7.92 | 237.8 | 241.6 | 24.00 | 3.25 | 29.29 | 453.6/102040 | 498.96 | 20.67 |
| 20A-8 | 100-8 | 31.750 | 19.05 | 18.90 | 9.53 | 290.8 | 295.1 | 30.00 | 4.00 | 35.76 | 708/159270 | 778.80 | 31.14 |
| 24A-8 | 120-8 | 38.100 | 22.23 | 25.22 | 11.10 | 368.8 | 372.8 | 35.70 | 4.80 | 45.44 | 1016/228557 | 1176 | 47.07 |



传动链
Driving Chain

曳引链
Hoisting Chain

输送链
Conveyor Chain

不锈钢链
Stainless Steel Chain

农机链
Agricultural Chain

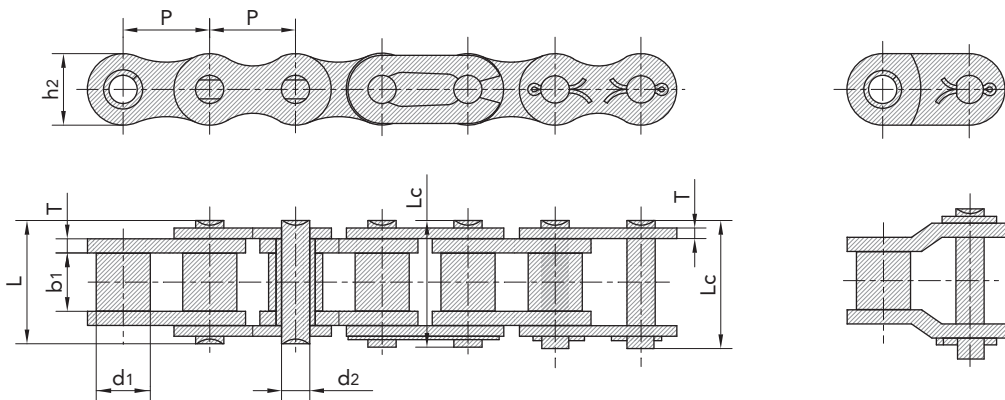
B系列短节距精密滚子链 Short pitch precision roller chain (B series)

单排滚子链 Simplex roller chain

| 链号 DIN/ISO | 节距 Pitch | 滚子直径 Roller diameter | 内节内宽 Width between inner plates | 销轴直径 Pin diameter | 销轴长度 Pin length | | 内链板高度 Innerplate depth | 链板厚度 Plate thickness | 极限拉伸载荷 Ultimate tensile strength | 平均拉伸载荷 Average tensile strength | 每米长重 Weight per meter |
|-------------------|-------------|-------------------------|------------------------------------|----------------------|--------------------|--------|---------------------------|-------------------------|-------------------------------------|------------------------------------|--------------------------|
| | | | | | L max | Lc max | | | | | |
| DIN/ISO Chain No. | P | d1 max | b1 min | d2 max | L max | Lc max | h2 max | T max | Q min | Q0 | q |
| | mm | mm | mm | mm | mm | mm | mm | mm | kN/lbf | kN | kg/m |
| 04B-1 | 6.000 | 4.00 | 2.80 | 1.85 | 6.80 | 7.8 | 5.00 | 0.60 | 3.0/682 | 3.2 | 0.11 |
| 05B-1 | 8.000 | 5.00 | 3.00 | 2.31 | 8.20 | 8.9 | 7.10 | 0.80 | 5.0/1136 | 5.9 | 0.20 |
| *06B-1 | 9.525 | 6.35 | 5.72 | 3.28 | 13.15 | 14.1 | 8.20 | 1.30 | 9.0/2045 | 10.4 | 0.41 |
| 08B-1 | 12.700 | 8.51 | 7.75 | 4.45 | 16.70 | 18.2 | 11.80 | 1.60 | 18.0/4091 | 19.4 | 0.69 |
| 10B-1 | 15.875 | 10.16 | 9.65 | 5.08 | 19.50 | 20.9 | 14.70 | 1.70 | 22.4/5091 | 27.5 | 0.93 |
| 12B-1 | 19.050 | 12.07 | 11.68 | 5.72 | 22.50 | 24.2 | 16.00 | 1.85 | 29.0/6591 | 32.2 | 1.15 |
| 16B-1 | 25.400 | 15.88 | 17.02 | 8.28 | 36.10 | 37.4 | 21.00 | 4.15/3.1 | 60.0/13636 | 72.8 | 2.71 |
| 20B-1 | 31.750 | 19.05 | 19.56 | 10.19 | 41.30 | 45.0 | 26.40 | 4.50/3.5 | 95.0/21591 | 106.7 | 3.70 |
| 24B-1 | 38.100 | 25.40 | 25.40 | 14.63 | 53.40 | 57.8 | 33.20 | 6.00/4.8 | 160.0/36364 | 178.0 | 7.10 |
| 28B-1 | 44.450 | 27.94 | 30.99 | 15.90 | 65.10 | 69.5 | 36.70 | 7.50/6.0 | 200.0/45455 | 222.0 | 8.50 |
| 32B-1 | 50.800 | 29.21 | 30.99 | 17.81 | 66.00 | 71.0 | 42.00 | 7.00/6.0 | 250.0/56818 | 277.5 | 10.25 |
| 40B-1 | 63.500 | 39.37 | 38.10 | 22.89 | 82.20 | 89.2 | 52.96 | 8.50/8.0 | 355.0/80682 | 394.0 | 16.35 |
| 48B-1 | 76.200 | 48.26 | 45.72 | 29.24 | 99.10 | 107.0 | 63.80 | 12.00/10.0 | 560.0/127272 | 621.6 | 25.00 |
| 56B-1 | 88.900 | 53.98 | 53.34 | 34.32 | 114.6 | 123.0 | 77.80 | 13.50/12.0 | 850.0/193180 | 940.0 | 35.78 |
| 64B-1 | 101.600 | 63.50 | 60.96 | 39.40 | 130.0 | 138.5 | 90.17 | 15.00/13.0 | 112.0/254544 | 1240.0 | 46.00 |
| 72B-1 | 114.300 | 72.39 | 68.58 | 44.48 | 147.4 | 156.4 | 103.60 | 17.00/15.0 | 1400.0/318180 | 1550.0 | 60.80 |

*直链板

*Straight side plates

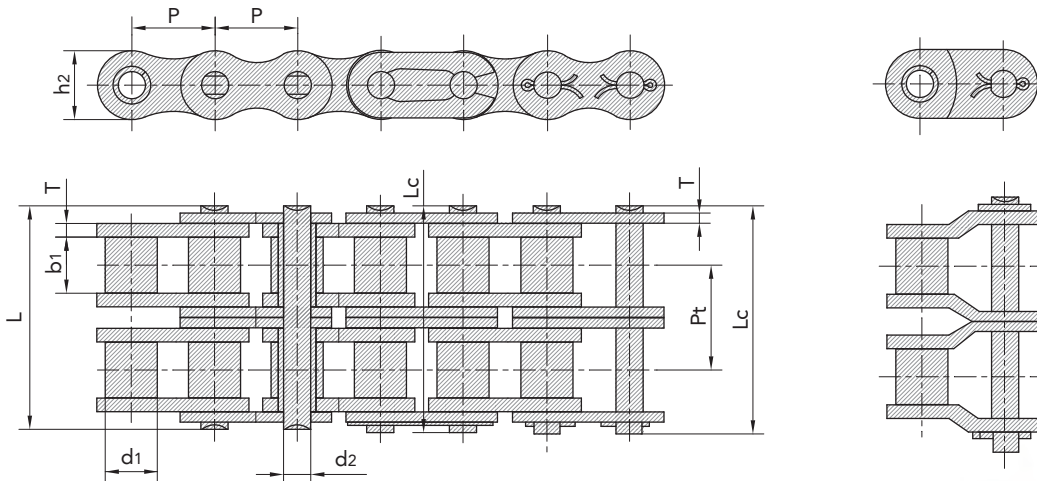


B系列短节距精密滚子链 Short pitch precision roller chain (B series)

双排滚子链 Duplex roller chain

| 链号 DIN/ISO | 节距 Pitch | 滚子直径 Roller diameter | 内节内宽 Width between inner plates | 销轴直径 Pin diameter | 销轴长度 Pin length | | 内链板高度 Innerplate depth | 链板厚度 Plate thickness | 排距 Transverse pitch | 极限拉伸载荷 Ultimate tensile strength | 平均拉伸载荷 Average tensile strength | 每米长重 Weight per meter |
|-------------------|-------------|-------------------------|------------------------------------|----------------------|--------------------|--------|---------------------------|-------------------------|------------------------|-------------------------------------|------------------------------------|--------------------------|
| | | | | | L max | Lc max | | | | | | |
| DIN/ISO Chain No. | P | d1 max | b1 min | d2 max | L max | Lc max | h2 max | T max | Pt | Q min | Q0 | q |
| | mm | mm | mm | mm | mm | mm | mm | mm | mm | kN/lbf | kN | kg/m |
| 05B-2 | 8.000 | 5.00 | 3.00 | 2.31 | 13.9 | 14.5 | 7.10 | 0.80 | 5.64 | 7.8/1773 | 10.2 | 0.33 |
| *06B-2 | 9.525 | 6.35 | 5.72 | 3.28 | 23.4 | 24.4 | 8.20 | 1.30 | 10.24 | 16.9/3841 | 18.7 | 0.77 |
| 08B-2 | 12.700 | 8.51 | 7.75 | 4.45 | 31.0 | 32.2 | 11.80 | 1.60 | 13.92 | 32.0/7273 | 38.7 | 1.34 |
| 10B-2 | 15.875 | 10.16 | 9.65 | 5.08 | 36.1 | 37.5 | 14.70 | 1.70 | 16.59 | 44.5/10114 | 56.2 | 1.84 |
| 12B-2 | 19.050 | 12.07 | 11.68 | 5.72 | 42.0 | 43.6 | 16.00 | 1.85 | 19.46 | 57.8/13136 | 66.1 | 2.31 |
| 16B-2 | 25.400 | 15.88 | 17.02 | 8.28 | 68.0 | 69.3 | 21.00 | 4.15/3.1 | 31.88 | 106.0/24091 | 133.0 | 5.42 |
| 20B-2 | 31.750 | 19.05 | 19.56 | 10.19 | 77.8 | 81.5 | 26.40 | 4.50/3.5 | 36.45 | 170.0/38636 | 211.2 | 7.20 |
| 24B-2 | 38.100 | 25.40 | 25.40 | 14.63 | 101.7 | 106.2 | 33.20 | 6.00/4.8 | 48.36 | 280.0/63636 | 319.2 | 13.40 |
| 28B-2 | 44.450 | 27.94 | 30.99 | 15.90 | 124.6 | 129.1 | 36.70 | 7.50/6.0 | 59.56 | 360.0/81818 | 406.8 | 16.60 |
| 32B-2 | 50.800 | 29.21 | 30.99 | 17.81 | 124.6 | 129.6 | 42.00 | 7.00/6.0 | 58.55 | 450.0/102273 | 508.5 | 21.00 |
| 40B-2 | 63.500 | 39.37 | 38.10 | 22.89 | 154.5 | 161.5 | 52.96 | 8.50/8.0 | 72.29 | 630.0/143182 | 711.9 | 32.00 |
| 48B-2 | 76.200 | 48.26 | 45.72 | 29.24 | 190.4 | 198.2 | 63.80 | 12.00/10.0 | 91.21 | 1000.0/227272 | 1130.0 | 50.00 |
| 56B-2 | 88.900 | 53.98 | 53.34 | 34.32 | 221.2 | 229.6 | 77.80 | 13.50/12.0 | 106.60 | 1600.0/363635 | 1760.0 | 71.48 |
| 64B-2 | 101.600 | 63.50 | 60.96 | 39.40 | 249.9 | 258.4 | 90.17 | 15.00/13.0 | 119.89 | 2000.0/454544 | 2200.0 | 91.00 |
| 72B-2 | 114.300 | 72.39 | 68.58 | 44.48 | 283.7 | 292.7 | 103.60 | 17.00/15.0 | 136.27 | 2500.0/568180 | 2750.0 | 120.40 |

*直链板
*Straight side plates



传动链
Driving Chain

曳引链
Hoisting Chain

输送链
Conveyor Chain

不锈钢链
Stainless Steel Chain

农机链
Agricultural Chain

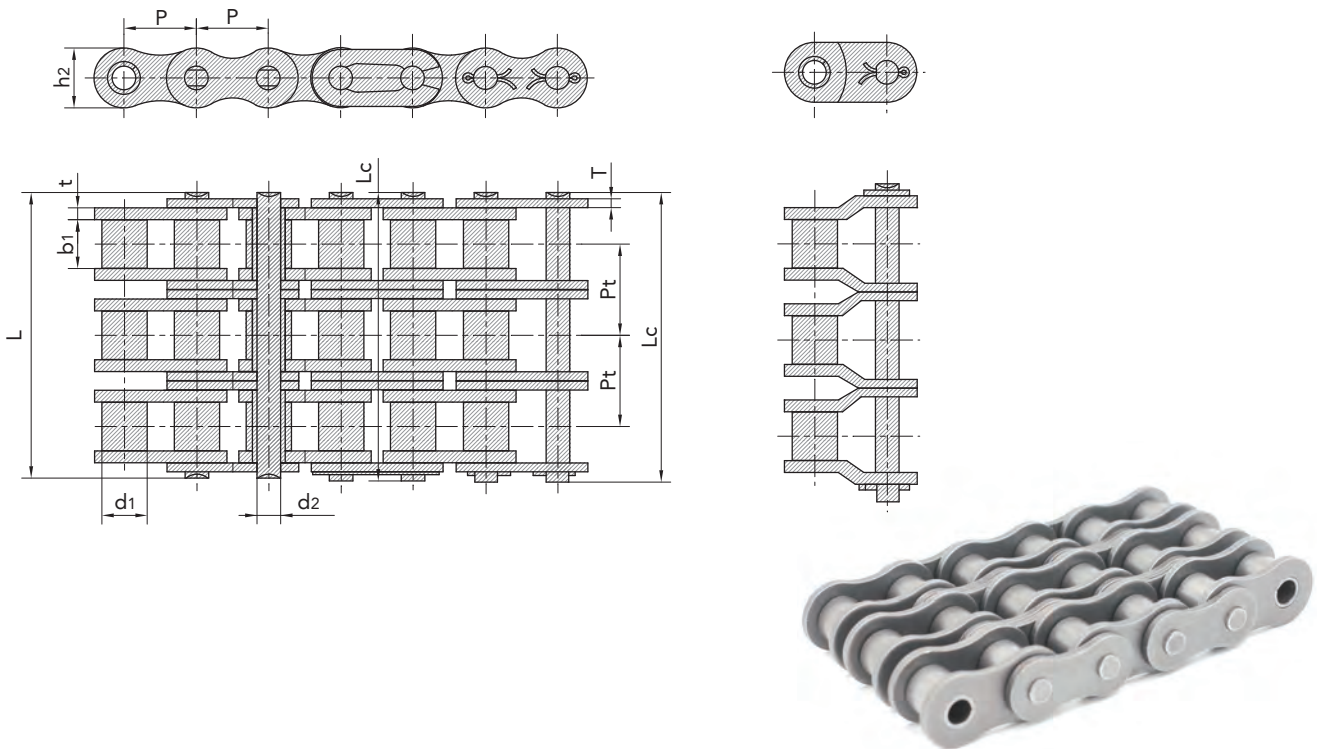
B系列短节距精密滚子链 Short pitch precision roller chain (B series)

三排滚子链 Triplex roller chain

| 链号 DIN/ISO | 节距 Pitch | 滚子直径 Roller diameter | 内节内宽 Width between inner plates | 销轴直径 Pin diameter | 销轴长度 Pin length | | 内链板高度 Innerplate depth | 链板厚度 Plate thickness | 排距 Transverse pitch | 极限拉伸载荷 Ultimate tensile strength | 平均拉伸载荷 Average tensile strength | 每米长重 Weight per meter |
|-------------------|-------------|-------------------------|------------------------------------|----------------------|--------------------|--------|---------------------------|-------------------------|------------------------|-------------------------------------|------------------------------------|--------------------------|
| | | | | | L max | Lc max | | | | | | |
| DIN/ISO Chain No. | P | d1 max | b1 min | d2 max | L max | Lc max | h2 max | T max | Pt | Q min | Q0 | q |
| | mm | mm | mm | mm | mm | mm | mm | mm | mm | kN/lbf | kN | kg/m |
| 05B-3 | 8.000 | 5.00 | 3.00 | 2.31 | 19.5 | 20.2 | 7.10 | 0.80 | 5.64 | 11.1/2523 | 13.8 | 0.48 |
| *06B-3 | 9.525 | 6.35 | 5.72 | 3.28 | 33.5 | 34.6 | 8.20 | 1.30 | 10.24 | 24.9/5659 | 30.1 | 1.16 |
| 08B-3 | 12.700 | 8.51 | 7.75 | 4.45 | 45.1 | 46.1 | 11.80 | 1.60 | 13.92 | 47.5/10795 | 57.8 | 2.03 |
| 10B-3 | 15.875 | 10.16 | 9.65 | 5.08 | 52.7 | 54.1 | 14.70 | 1.70 | 16.59 | 66.7/15159 | 84.5 | 2.77 |
| 12B-3 | 19.050 | 12.07 | 11.68 | 5.72 | 61.5 | 63.1 | 16.00 | 1.85 | 19.46 | 86.7/19705 | 101.8 | 3.46 |
| 16B-3 | 25.400 | 15.88 | 17.02 | 8.28 | 99.8 | 101.2 | 21.00 | 4.15/3.1 | 31.88 | 160.0/36364 | 203.7 | 8.13 |
| 20B-3 | 31.750 | 19.05 | 19.56 | 10.19 | 114.2 | 117.9 | 26.40 | 4.50/3.5 | 36.45 | 250.0/56818 | 290.0 | 10.82 |
| 24B-3 | 38.100 | 25.40 | 25.40 | 14.63 | 150.1 | 154.6 | 33.20 | 6.00/4.8 | 48.36 | 425.0/96591 | 493.0 | 20.10 |
| 28B-3 | 44.450 | 27.94 | 30.99 | 15.90 | 184.2 | 188.7 | 36.70 | 7.50/6.0 | 59.56 | 530.0/120454 | 609.5 | 24.92 |
| 32B-3 | 50.800 | 29.21 | 30.99 | 17.81 | 183.2 | 188.2 | 42.00 | 7.00/6.0 | 58.55 | 670.0/152273 | 770.5 | 31.56 |
| 40B-3 | 63.500 | 39.37 | 38.10 | 22.89 | 226.8 | 233.8 | 52.96 | 8.50/8.0 | 72.29 | 950.0/215909 | 1092.5 | 48.10 |
| 48B-3 | 76.200 | 48.26 | 45.72 | 29.24 | 281.6 | 289.4 | 63.80 | 12.00/10.0 | 91.21 | 1500.0/340909 | 1710.0 | 75.00 |
| 56B-3 | 88.900 | 53.98 | 53.34 | 34.32 | 327.8 | 336.2 | 77.80 | 13.50/12.0 | 106.6 | 2240.0/545450 | 2464.0 | 107.18 |
| 64B-3 | 101.60 | 63.50 | 60.96 | 39.40 | 369.8 | 378.3 | 90.17 | 15.00/13.0 | 119.89 | 3000.0/681820 | 3300.0 | 136.00 |
| 72B-3 | 114.30 | 72.39 | 68.58 | 44.48 | 420.0 | 429.0 | 103.60 | 17.00/15.0 | 136.27 | 3750.0/852270 | 4125.0 | 180.00 |

*直链板

*Straight side plates



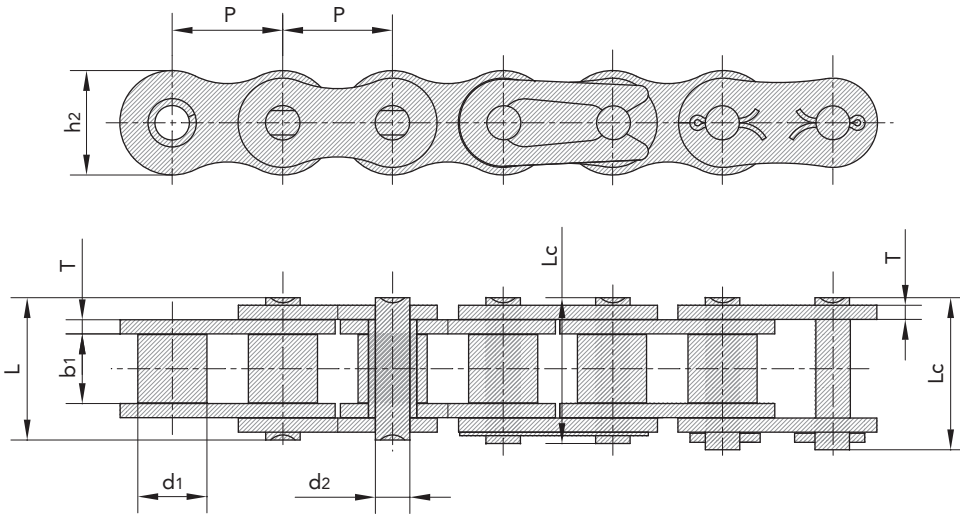
重载系列滚子链 Heavy duty series roller chain

单排滚子链/套筒链 Simplex roller chains & bush chain

| 链号 ANSI/ISO | 节距 Pitch | 滚子直径 Roller diameter | 内节内宽 Width between inner plates | 销轴直径 Pin diameter | 销轴长度 Pin length | | 内链板高度 Innerplate depth | 链板厚度 Plate thickness | 极限拉伸载荷 Ultimate tensile strength | 平均拉伸载荷 Average tensile strength | 每米长重 Weight per meter |
|--------------------|-------------|-------------------------|------------------------------------|----------------------|--------------------|--------|---------------------------|-------------------------|-------------------------------------|------------------------------------|--------------------------|
| ANSI/ISO Chain No. | P | d1 max | b1 min | d2 max | L max | Lc max | h2 max | T max | Q min | Q0 | q |
| | mm | mm | mm | mm | mm | mm | mm | mm | kN/lbf | kN | kg/m |
| *35H-1 | 9.525 | 5.08 | 4.77 | 3.58 | 13.3 | 14.3 | 9.00 | 1.50 | 7.9/1795 | 10.8 | 0.41 |
| 40H-1 | 12.700 | 7.95 | 7.85 | 3.96 | 18.8 | 19.9 | 12.00 | 2.03 | 14.1/3205 | 19.1 | 0.82 |
| 50H-1 | 15.875 | 10.16 | 9.40 | 5.08 | 22.1 | 23.4 | 15.09 | 2.42 | 22.2/5045 | 30.2 | 1.25 |
| 60H-1 | 19.050 | 11.91 | 12.57 | 5.94 | 29.2 | 31.0 | 18.00 | 3.25 | 31.8/7227 | 42.7 | 1.87 |
| 80H-1 | 25.400 | 15.88 | 15.75 | 7.92 | 36.2 | 37.7 | 24.00 | 4.00 | 56.7/12886 | 71.4 | 3.10 |
| 100H-1 | 31.750 | 19.05 | 18.90 | 9.53 | 43.6 | 46.9 | 30.00 | 4.80 | 88.5/20114 | 112.4 | 4.52 |
| 120H-1 | 38.100 | 22.23 | 25.22 | 11.10 | 53.5 | 57.5 | 35.70 | 5.60 | 127.0/28864 | 160.9 | 6.60 |
| 140H-1 | 44.450 | 25.40 | 25.22 | 12.70 | 57.6 | 62.2 | 41.00 | 6.40 | 172.4/39182 | 217.3 | 8.30 |
| 160H-1 | 50.800 | 28.58 | 31.55 | 14.27 | 68.2 | 73.0 | 47.80 | 7.20 | 226.8/51545 | 285.8 | 10.30 |
| 180H-1 | 57.150 | 35.71 | 35.48 | 17.46 | 75.9 | 81.6 | 53.60 | 8.00 | 281.0/63863 | 341.8 | 14.83 |
| 200H-1 | 63.500 | 39.68 | 37.85 | 19.85 | 86.6 | 93.5 | 60.00 | 9.50 | 353.8/80409 | 444.5 | 19.16 |
| 240H-1 | 76.200 | 47.63 | 47.35 | 23.81 | 109.6 | 115.9 | 72.30 | 12.70 | 510.3/115977 | 622.5 | 30.40 |

*套筒链：表中滚子直径d1为套筒直径

*Bush chain: d1 in the table indicates the external diameter of the bush



传动链
Driving Chain

曳引链
Hoisting Chain

输送链
Conveyor Chain

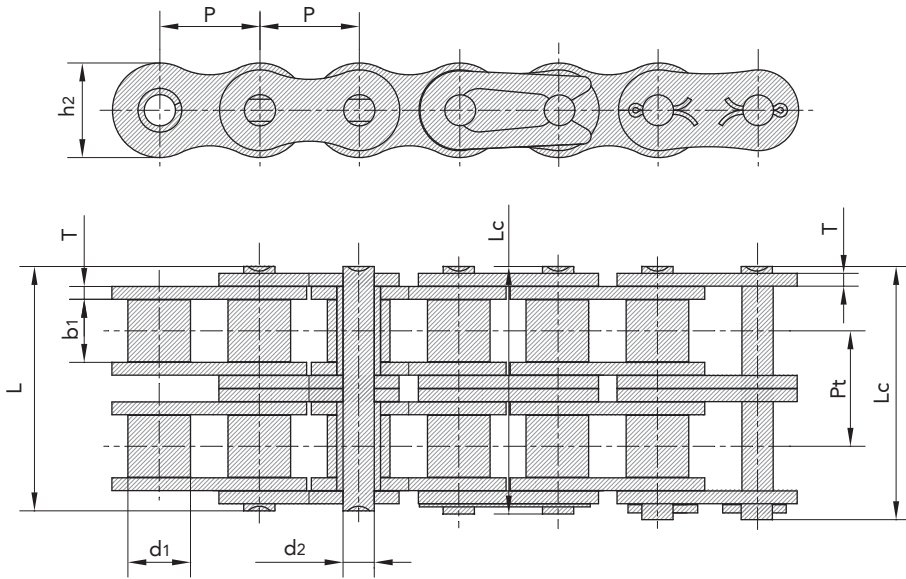
不锈钢链
Stainless Steel Chain

农机链
Agricultural Chain

重载系列滚子链 Heavy duty series roller chain

双排滚子链 Duplex roller chain

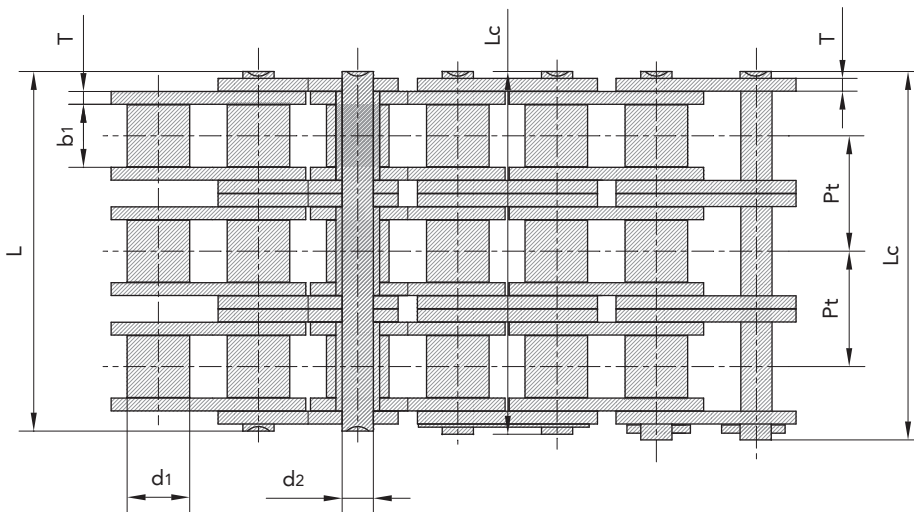
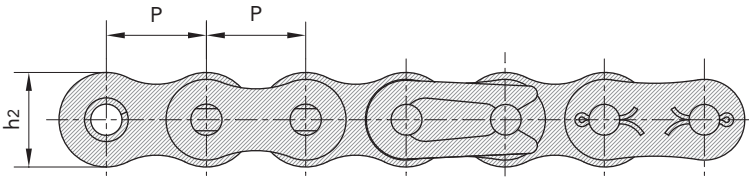
| 链号 | 节距 | 滚子直径 | 内节内宽 | 销轴直径 | 销轴长度 | | 内链板高度 | 链板厚度 | 排距 | 极限拉伸载荷 | 平均拉伸载荷 | 每米长重 |
|--------------------|--------|--------------------|----------------------------|--------------------|------------|--------------------|--------------------|-----------------|------------------|---------------------------|--------------------------|------------------|
| ANSI/ISO | Pitch | Roller diameter | Width between inner plates | Pin diameter | Pin length | | Innerplate depth | Plate thickness | Transverse pitch | Ultimate tensile strength | Average tensile strength | Weight per meter |
| ANSI/ISO Chain No. | P | d ₁ max | b ₁ min | d ₂ max | L max | L _c max | h ₂ max | T max | P _t | Q _{min} | Q ₀ | q |
| | mm | mm | mm | mm | mm | mm | mm | mm | mm | kN/lbf | kN | kg/m |
| 60H-2 | 19.050 | 11.91 | 12.57 | 5.94 | 55.3 | 57.1 | 18.00 | 3.25 | 26.11 | 63.6/14455 | 84.5 | 3.71 |
| 80H-2 | 25.400 | 15.88 | 15.75 | 7.92 | 68.8 | 70.3 | 24.00 | 4.00 | 32.59 | 113.4/25773 | 145.3 | 6.15 |
| 100H-2 | 31.750 | 19.05 | 18.90 | 9.53 | 82.7 | 86.0 | 30.00 | 4.80 | 39.09 | 177.0/40227 | 225.9 | 9.03 |
| 120H-2 | 38.100 | 22.23 | 25.22 | 11.10 | 102.4 | 106.4 | 35.70 | 5.60 | 48.87 | 254.0/57727 | 322.7 | 13.13 |
| 140H-2 | 44.450 | 25.40 | 25.22 | 12.70 | 109.8 | 114.4 | 41.00 | 6.40 | 52.20 | 344.8/78364 | 437.7 | 16.60 |
| 160H-2 | 50.800 | 28.58 | 31.55 | 14.27 | 130.1 | 134.9 | 47.80 | 7.20 | 61.90 | 453.6/103091 | 571.6 | 20.20 |
| 180H-2 | 57.150 | 35.71 | 35.48 | 17.46 | 146.5 | 155.6 | 53.60 | 8.00 | 69.16 | 562/127726 | 680.0 | 29.20 |
| 200H-2 | 63.500 | 39.68 | 37.85 | 19.85 | 164.9 | 171.8 | 60.00 | 9.50 | 78.31 | 707.6/160818 | 894.9 | 38.11 |
| 240H-2 | 76.200 | 47.63 | 47.35 | 23.81 | 212.6 | 223.1 | 72.30 | 12.70 | 101.22 | 1000/227270 | 1200.0 | 60.50 |



重载系列滚子链 Heavy duty series roller chain

三排滚子链 Triplex roller chain

| 链号 ANSI/ISO | 节距 Pitch | 滚子直径 Roller diameter | 内节内宽 Width between inner plates | 销轴直径 Pin diameter | 销轴长度 Pin length | | 内链板高度 Innerplate depth | 链板厚度 Plate thickness | 排距 Transverse pitch | 极限拉伸载荷 Ultimate tensile strength | 平均拉伸载荷 Average tensile strength | 每米长重 Weight per meter |
|--------------------|-------------|-------------------------|------------------------------------|----------------------|--------------------|--------|---------------------------|-------------------------|------------------------|-------------------------------------|------------------------------------|--------------------------|
| ANSI/ISO Chain No. | P | d1 max | b1 min | d2 max | L max | Lc max | h2 max | T max | Pt | Q min | Q0 | q |
| | mm | mm | mm | mm | mm | mm | mm | mm | mm | kN/lbf | kN | kg/m |
| 60H-3 | 19.050 | 11.91 | 12.57 | 5.94 | 81.4 | 83.2 | 18.00 | 3.25 | 26.11 | 95.4/21682 | 113.9 | 5.54 |
| 80H-3 | 25.400 | 15.88 | 15.75 | 7.92 | 101.4 | 102.9 | 24.00 | 4.00 | 32.59 | 170.1/38659 | 203.5 | 9.42 |
| 100H-3 | 31.750 | 19.05 | 18.90 | 9.53 | 121.8 | 125.1 | 30.00 | 4.80 | 39.09 | 265.5/60341 | 314.8 | 12.96 |
| 120H-3 | 38.100 | 22.23 | 25.22 | 11.10 | 151.2 | 155.2 | 35.70 | 5.60 | 48.87 | 381.0/86591 | 444.7 | 19.64 |
| 140H-3 | 44.450 | 25.40 | 25.22 | 12.70 | 162.0 | 166.6 | 41.00 | 6.40 | 52.20 | 517.2/117545 | 598.4 | 24.90 |
| 160H-3 | 50.800 | 28.58 | 31.55 | 14.27 | 192.0 | 196.8 | 47.80 | 7.20 | 61.90 | 680.4/154636 | 787.3 | 30.10 |
| 180H-3 | 57.150 | 35.71 | 35.48 | 17.46 | 215.7 | 224.8 | 53.60 | 8.00 | 69.16 | 843/191589 | 1011.0 | 44.10 |
| 200H-3 | 63.500 | 39.68 | 37.85 | 19.85 | 243.2 | 250.1 | 60.00 | 9.50 | 78.31 | 1061.4/241227 | 1228.2 | 57.06 |
| 240H-3 | 76.200 | 47.63 | 47.35 | 23.81 | 313.8 | 324.3 | 72.30 | 12.70 | 101.22 | 1500/340905 | 1650.0 | 91.00 |



传动链
Driving Chain

曳引链
Hoisting Chain

输送链
Conveyor Chain

不锈钢链
Stainless Steel Chain

农机链
Agricultural Chain

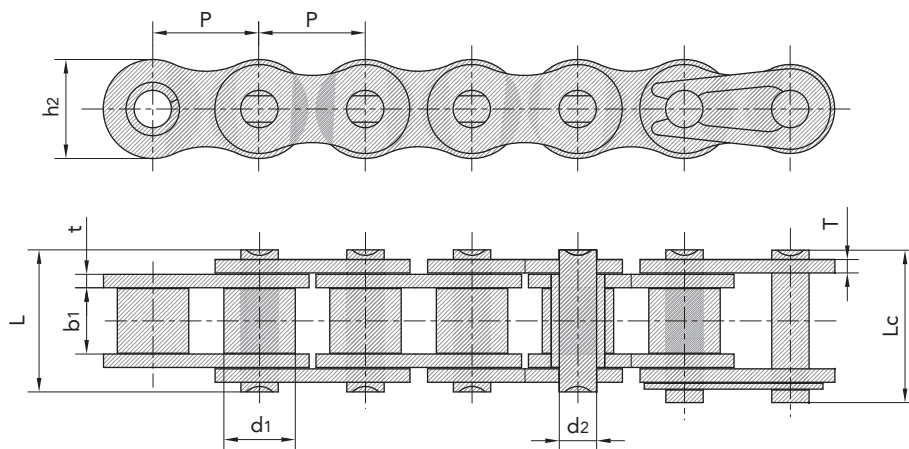
重载系列滚子链 Heavy duty series roller chain

非标重载系列滚子链 Non-standard Heavy duty series roller chain

| 链号 SFR | 节距 Pitch | 滚子直径 Roller diameter | 内节内宽 Width between inner plates | 销轴直径 Pin diameter | 销轴长度 Pin length | | 内链板高度 Innerplate depth | 链板厚度 Plate thickness | 极限拉伸载荷 Ultimate tensile strength | 每米长重 Weight per meter |
|---------------|-------------|-------------------------|------------------------------------|----------------------|--------------------|--------------------|---------------------------|-------------------------|-------------------------------------|--------------------------|
| SFR Chain No. | P | d ₁ max | b ₁ min | d ₂ max | L max | L _c max | h ₂ max | T max | Q min | q |
| | mm | mm | mm | mm | mm | mm | mm | mm | kN/lbf | kg/m |
| 04BH | 6.000 | 4.00 | 2.80 | 1.85 | 8.4 | 9.4 | 5.0 | 0.90 | 5.00/1136 | 0.14 |
| *06BH | 9.525 | 6.35 | 5.72 | 3.58 | 14.4 | 15.4 | 8.2 | 1.60 | 11.25/2557 | 0.51 |
| 08AHF1 | 12.700 | 7.95 | 10.00 | 3.96 | 21.0 | 22.2 | 12.0 | 2.03 | 13.80/3136 | 0.88 |
| 08BH | 12.700 | 8.51 | 7.85 | 4.45 | 18.8 | 19.9 | 11.8 | 2.03 | 20.60/4682 | 0.79 |
| 10BH | 15.875 | 10.16 | 9.65 | 5.08 | 20.2 | 21.6 | 14.7 | 1.85 | 25.00/5681 | 1.03 |
| 12BH | 19.050 | 12.07 | 11.68 | 6.10 | 25.2 | 26.8 | 16.8 | 2.50 | 35.00/7954 | 1.45 |
| 12BHF1 | 19.050 | 12.07 | 11.68 | 6.10 | 25.0 | 27.2 | 16.5 | 2.50 | 44.00/10000 | 1.46 |
| 12BHF2 | 19.050 | 12.07 | 13.30 | 6.10 | 28.8 | 30.3 | 16.5 | 2.80 | 35.00/7954 | 1.72 |
| 12BHF3 | 19.050 | 12.07 | 13.50 | 5.72 | 28.8 | 30.3 | 16.5 | 2.80 | 35.00/7954 | 1.71 |
| 12BV | 19.050 | 12.07 | 11.68 | 6.10 | 24.5 | 26.5 | 16.0 | 2.42 | 36.00/8182 | 1.43 |
| 60HV | 19.050 | 11.91 | 12.57 | 5.94 | 29.2 | 31.0 | 18.0 | 3.25 | 40.00/9090 | 2.00 |
| 16BH | 25.400 | 15.88 | 17.02 | 8.90 | 37.9 | 40.9 | 24.1 | 4.50/3.5 | 80.00/18182 | - |
| 16BHF3 | 25.400 | 15.88 | 12.70 | 8.90 | 31.6 | 35.0 | 24.1 | 4.00/3.1 | 80.00/18182 | 2.90 |
| 24BH | 38.100 | 25.40 | 25.40 | 14.63 | 58.6 | 63.4 | 36.2 | 7.50/6.0 | 225.00/51136 | 9.00 |
| 24BHF2 | 38.100 | 25.40 | 25.40 | 14.63 | 57.8 | 62.2 | 37.0 | 7.20/6.0 | 225.40/51226 | 9.06 |
| 24BHF5 | 38.100 | 25.40 | 25.40 | 14.63 | 64.6 | 69.1 | 36.2 | 9.00/7.5 | 270.00/61344 | 10.60 |
| 16BHF1 | 25.400 | 15.88 | 17.02 | 8.90 | 36.4 | 39.4 | 24.1 | 4.15/3.1 | - | - |

*直链板

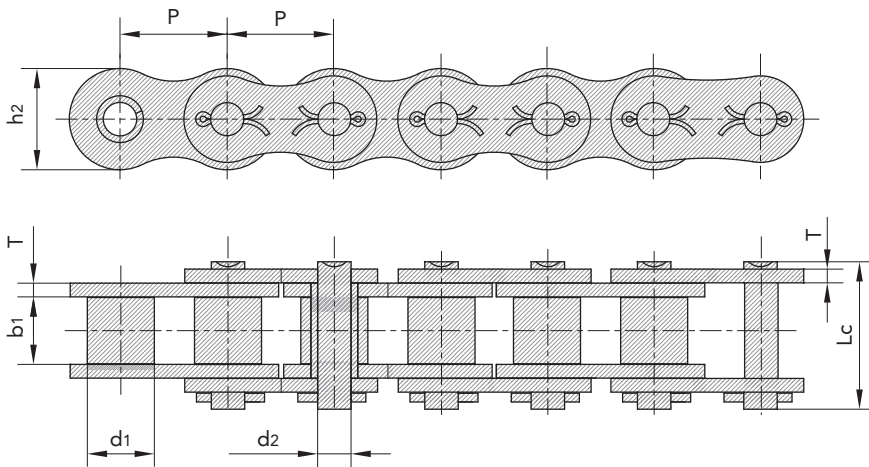
*Straight side plates



A系列开口销型短节距精密滚子链 Cottered type short pitch precision roller chain (A series)

单排滚子链/套筒链 Simplex precision roller chain

| 链号 DIN/ISO | 链号 ANSI | 节距 Pitch | 滚子直径 Roller diameter | 内节内宽 Width between inner plates | 销轴直径 Pin diameter | 销轴长度 Pin length | 内链板高度 Innerplate depth | 链板厚度 Plate thickness | 极限拉伸载荷 Ultimate tensile strength | 平均拉伸载荷 Average tensile strength | 每米长重 Weight per meter |
|-------------------|----------------|-------------|-------------------------|------------------------------------|----------------------|--------------------|---------------------------|-------------------------|-------------------------------------|------------------------------------|--------------------------|
| DIN/ISO Chain No. | ANSI Chain No. | P | d ₁ max | b ₁ min | d ₂ max | L _c max | h ₂ max | T max | Q _{min} | Q ₀ | q |
| | | mm | mm | mm | mm | mm | mm | mm | kN/lbf | kN | kg/m |
| 10A-1 | 50-1 | 15.875 | 10.16 | 9.40 | 5.08 | 23.3 | 15.09 | 2.03 | 22.2/5045 | 29.4 | 1.02 |
| 12A-1 | 60-1 | 19.050 | 11.91 | 12.57 | 5.94 | 28.3 | 18.00 | 2.42 | 31.8/7227 | 41.5 | 1.50 |
| 16A-1 | 80-1 | 25.400 | 15.88 | 15.75 | 7.92 | 36.5 | 24.00 | 3.25 | 56.7/12886 | 69.4 | 2.60 |
| 20A-1 | 100-1 | 31.750 | 19.05 | 18.90 | 9.53 | 44.7 | 30.00 | 4.00 | 88.5/20114 | 109.2 | 3.91 |
| 24A-1 | 120-1 | 38.100 | 22.23 | 25.22 | 11.10 | 54.3 | 35.70 | 4.80 | 127.0/28864 | 156.3 | 5.62 |
| 28A-1 | 140-1 | 44.450 | 25.40 | 25.22 | 12.70 | 59.0 | 41.00 | 5.60 | 172.4/39182 | 212.0 | 7.50 |
| 32A-1 | 160-1 | 50.800 | 28.58 | 31.55 | 14.27 | 69.6 | 47.80 | 6.40 | 226.8/51545 | 278.9 | 10.10 |
| 36A-1 | 180-1 | 57.150 | 35.71 | 35.48 | 17.46 | 78.6 | 53.60 | 7.20 | 280.2/63682 | 341.8 | 13.45 |
| 40A-1 | 200-1 | 63.500 | 39.68 | 37.85 | 19.85 | 87.2 | 60.00 | 8.00 | 353.8/80409 | 431.6 | 16.15 |
| 48A-1 | 240-1 | 76.200 | 47.63 | 47.35 | 23.81 | 103.0 | 72.39 | 9.50 | 510.3/115977 | 622.5 | 23.20 |



传动链
Driving Chain

曳引链
Hoisting Chain

输送链
Conveyor Chain

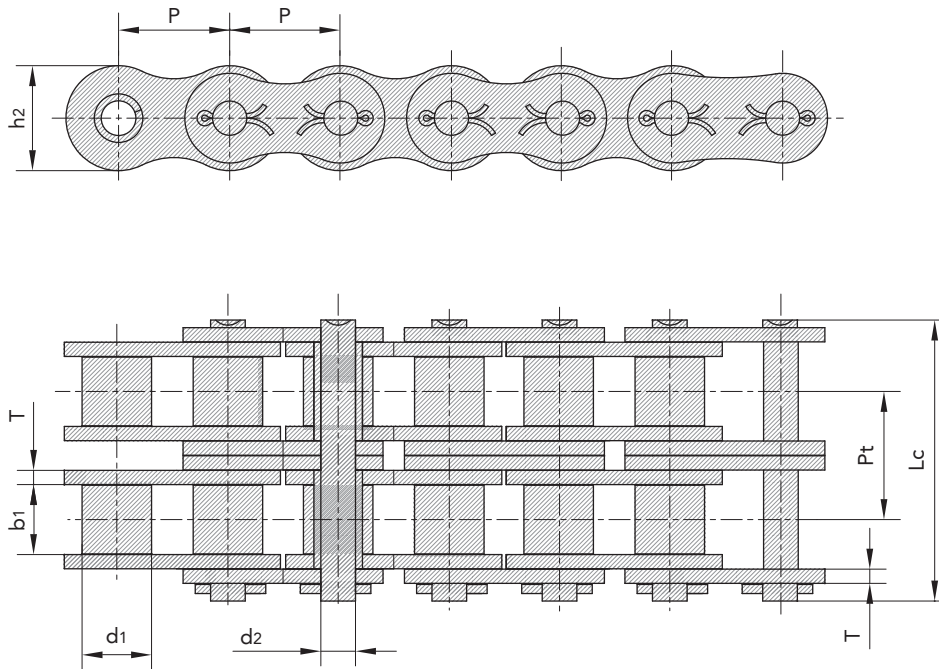
不锈钢链
Stainless Steel Chain

农机链
Agricultural Chain

A系列开口销型短节距精密滚子链 Cottered type short pitch precision roller chain (A series)

双排滚子链/套筒链 Duplex precision roller chain

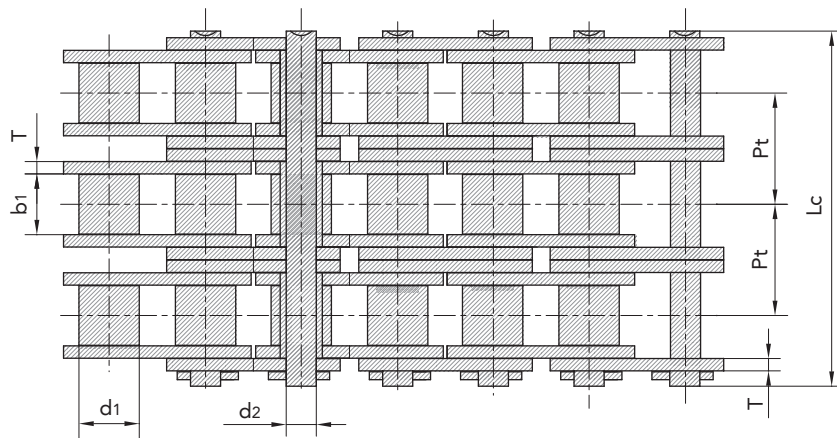
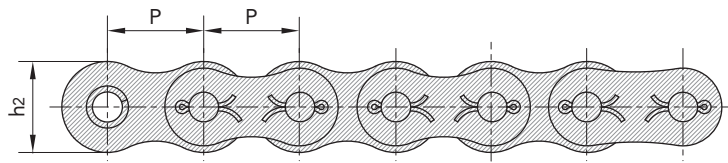
| 链号 DIN/ISO | 链号 ANSI | 节距 Pitch | 滚子直径 Roller diameter | 内节内宽 Width between inner plates | 销轴直径 Pin diameter | 销轴长度 Pin length | 内链板高度 Innerplate depth | 链板厚度 Plate thickness | 排距 Transverse pitch | 极限拉伸载荷 Ultimate tensile strength | 平均拉伸载荷 Average tensile strength | 每米长重 Weight per meter |
|-------------------------|----------------------|-------------|-------------------------|--|-------------------------|-----------------------|------------------------------|----------------------------|---------------------------|---|--|--------------------------------|
| DIN/ISO Chain No. | ANSI Chain No. | P mm | d1 max mm | b1 min mm | d2 max mm | Lc max mm | h2 max mm | T max mm | Pt mm | Q min kN/lbf | Q ₀ kN | q kg/m |
| 10A-2 | 50-2 | 15.875 | 10.16 | 9.40 | 5.08 | 41.2 | 15.09 | 2.03 | 18.11 | 44.4/10091 | 58.1 | 2.00 |
| 12A-2 | 60-2 | 19.050 | 11.91 | 12.57 | 5.94 | 51.1 | 18.00 | 2.42 | 22.78 | 63.6/14455 | 82.1 | 2.92 |
| 16A-2 | 80-2 | 25.400 | 15.88 | 15.75 | 7.92 | 65.8 | 24.00 | 3.25 | 29.29 | 113.4/25773 | 141.8 | 5.15 |
| 20A-2 | 100-2 | 31.750 | 19.05 | 18.90 | 9.53 | 80.5 | 30.00 | 4.00 | 35.76 | 177.0/40227 | 219.4 | 7.80 |
| 24A-2 | 120-2 | 38.100 | 22.23 | 25.22 | 11.10 | 99.7 | 35.70 | 4.80 | 45.44 | 254.0/57727 | 314.9 | 11.70 |
| 28A-2 | 140-2 | 44.450 | 25.40 | 25.22 | 12.70 | 107.9 | 41.00 | 5.60 | 48.87 | 344.8/78364 | 427.5 | 15.14 |
| 32A-2 | 160-2 | 50.800 | 28.58 | 31.55 | 14.27 | 128.1 | 47.80 | 6.40 | 58.55 | 453.6/103091 | 562.4 | 20.14 |
| 36A-2 | 180-2 | 57.150 | 35.71 | 35.48 | 17.46 | 144.4 | 53.60 | 7.20 | 65.84 | 560.5/127386 | 695.0 | 29.22 |
| 40A-2 | 200-2 | 63.500 | 39.68 | 37.85 | 19.85 | 158.8 | 60.00 | 8.00 | 71.55 | 707.6/160818 | 877.4 | 32.24 |
| 48A-2 | 240-2 | 76.200 | 47.63 | 47.35 | 23.81 | 190.8 | 72.39 | 9.50 | 87.83 | 1020.6/231955 | 1255.3 | 45.23 |



A系列开口销型短节距精密滚子链 Cottered type short pitch precision roller chain (A series)

三排滚子链/套筒链 Triplex precision roller chain

| 链号 DIN/ISO | 链号 ANSI | 节距 Pitch | 滚子直径 Roller diameter | 内节内宽 Width between inner plates | 销轴直径 Pin diameter | 销轴长度 Pin length | 内链板高度 Innerplate depth | 链板厚度 Plate thickness | 排距 Transverse pitch | 极限拉伸载荷 Ultimate tensile strength | 平均拉伸载荷 Average tensile strength | 每米长重 Weight per meter |
|-------------------|----------------|-------------|-------------------------|------------------------------------|----------------------|--------------------|---------------------------|-------------------------|------------------------|-------------------------------------|------------------------------------|--------------------------|
| DIN/ISO Chain No. | ANSI Chain No. | P | d1 max | b1 min | d2 max | Lc max | h2 max | T max | Pt | Q min | Q0 | q |
| | | mm | mm | mm | mm | mm | mm | mm | mm | kN/lbf | kN | kg/m |
| 10A-3 | 50-3 | 15.875 | 10.16 | 9.40 | 5.08 | 59.3 | 15.09 | 2.03 | 18.11 | 66.6/15136 | 77.8 | 3.09 |
| 12A-3 | 60-3 | 19.050 | 11.91 | 12.57 | 5.94 | 73.9 | 18.00 | 2.42 | 22.78 | 95.4/21682 | 111.1 | 4.54 |
| 16A-3 | 80-3 | 25.400 | 15.88 | 15.75 | 7.92 | 95.1 | 24.00 | 3.25 | 29.29 | 170.1/38659 | 198.4 | 7.89 |
| 20A-3 | 100-3 | 31.750 | 19.05 | 18.90 | 9.53 | 116.3 | 30.00 | 4.00 | 35.76 | 265.5/60341 | 309.6 | 11.77 |
| 24A-3 | 120-3 | 38.100 | 22.23 | 25.22 | 11.10 | 145.2 | 35.70 | 4.80 | 45.44 | 381.0/86591 | 437.2 | 17.53 |
| 28A-3 | 140-3 | 44.450 | 25.40 | 25.22 | 12.70 | 156.8 | 41.00 | 5.60 | 48.87 | 517.2/117545 | 593.3 | 22.20 |
| 32A-3 | 160-3 | 50.800 | 28.58 | 31.55 | 14.27 | 186.6 | 47.80 | 6.40 | 58.55 | 680.4/154636 | 780.6 | 30.02 |
| 36A-3 | 180-3 | 57.150 | 35.71 | 35.48 | 17.46 | 210.2 | 53.60 | 7.20 | 65.84 | 840.7/191068 | 983.6 | 38.22 |
| 40A-3 | 200-3 | 63.500 | 39.68 | 37.85 | 19.85 | 230.4 | 60.00 | 8.00 | 71.55 | 1061.4/241227 | 1217.8 | 49.03 |
| 48A-3 | 240-3 | 76.200 | 47.63 | 47.35 | 23.81 | 278.6 | 72.39 | 9.50 | 87.83 | 1530.9/347932 | 1756.5 | 71.60 |



传动链
Driving Chain

吊钩链
Hoisting Chain

输送链
Conveyor Chain

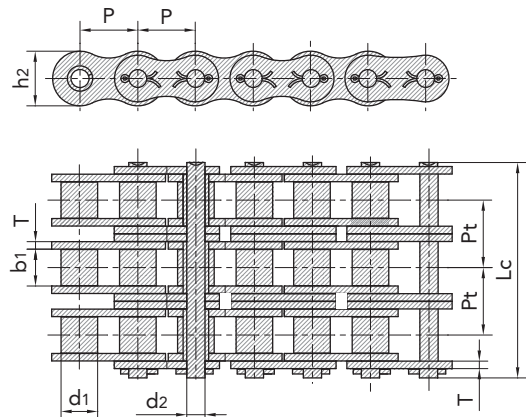
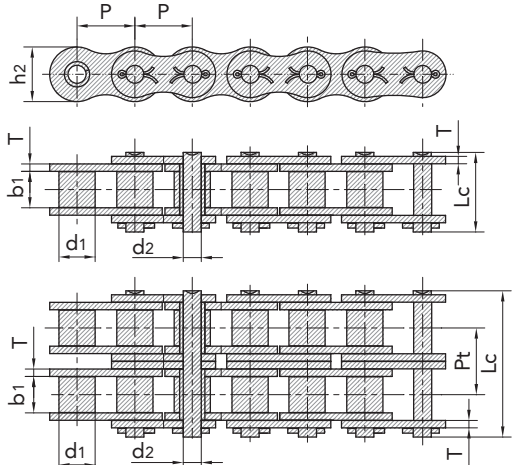
不锈钢链
Stainless Steel Chain

农机链
Agricultural Chain

重载系列开口销型滚子链 Heavy duty series cottered type roller chain

单排、双排、三排 Simplex, Duplex & Triplex strands

| 链号 ANSI/ISO | 节距 Pitch | 滚子直径 Roller diameter | 内节内宽 Width between inner plates | 销轴直径 Pin diameter | 销轴长度 Pin length | 内链板高度 Innerplate depth | 链板厚度 Plate thickness | 排距 Transverse pitch | 极限拉伸载荷 Ultimate tensile strength | 平均拉伸载荷 Average tensile strength | 每米长重 Weight per meter |
|--------------------|-------------|-------------------------|------------------------------------|----------------------|--------------------|---------------------------|-------------------------|------------------------|-------------------------------------|------------------------------------|--------------------------|
| ANSI/ISO Chain No. | P | d1 max | b1 min | d2 max | L max | h2 max | T max | Pt | Q min | Q0 | q |
| | mm | mm | mm | mm | mm | mm | mm | mm | kN/lbf | kN | kg/m |
| 50H-1 | 15.875 | 10.16 | 9.40 | 5.08 | 24.4 | 15.09 | 2.42 | - | 22.2/5045 | 30.2 | 1.25 |
| 60H-1 | 19.050 | 11.91 | 12.57 | 5.94 | 31.6 | 18.00 | 3.25 | - | 31.8/7227 | 42.7 | 1.87 |
| 80H-1 | 25.400 | 15.88 | 15.75 | 7.92 | 39.4 | 24.00 | 4.00 | - | 56.7/12886 | 71.4 | 3.10 |
| 100H-1 | 31.750 | 19.05 | 18.90 | 9.53 | 46.9 | 30.00 | 4.80 | - | 88.5/20114 | 112.4 | 4.52 |
| 120H-1 | 38.100 | 22.23 | 25.22 | 11.10 | 57.5 | 35.70 | 5.60 | - | 127.0/28864 | 160.9 | 6.60 |
| 140H-1 | 44.450 | 25.40 | 25.22 | 12.70 | 62.2 | 41.00 | 6.40 | - | 172.4/39182 | 217.3 | 8.30 |
| 160H-1 | 50.800 | 28.58 | 31.55 | 14.27 | 73.0 | 47.80 | 7.20 | - | 226.8/51545 | 285.8 | 10.30 |
| 180H-1 | 57.150 | 35.71 | 35.48 | 17.46 | 81.6 | 53.60 | 8.00 | - | 281.0/63863 | 341.8 | 14.83 |
| 200H-1 | 63.500 | 39.68 | 37.85 | 19.85 | 93.5 | 60.00 | 9.50 | - | 353.8/80409 | 444.5 | 19.16 |
| 240H-1 | 76.200 | 47.63 | 47.35 | 23.81 | 115.9 | 72.30 | 12.70 | - | 510.3/115977 | 622.5 | 30.40 |
| 60H-2 | 19.050 | 11.91 | 12.57 | 5.94 | 57.7 | 18.00 | 3.25 | 26.11 | 63.6/14454 | 84.5 | 3.71 |
| 80H-2 | 25.400 | 15.88 | 15.75 | 7.92 | 72.0 | 24.00 | 4.00 | 32.59 | 113.4/25773 | 145.3 | 6.15 |
| 100H-2 | 31.750 | 19.05 | 18.90 | 9.53 | 86.0 | 30.00 | 4.80 | 39.09 | 177.0/40227 | 225.9 | 9.03 |
| 120H-2 | 38.100 | 22.23 | 25.22 | 11.10 | 106.4 | 35.70 | 5.60 | 48.87 | 254.0/57727 | 322.7 | 13.13 |
| 140H-2 | 44.450 | 25.40 | 25.22 | 12.70 | 114.4 | 41.00 | 6.40 | 52.20 | 344.8/78364 | 437.7 | 16.60 |
| 160H-2 | 50.800 | 28.58 | 31.55 | 14.27 | 134.9 | 47.80 | 7.20 | 61.90 | 453.6/103091 | 571.6 | 20.20 |
| 180H-2 | 57.150 | 35.71 | 35.48 | 17.46 | 150.8 | 53.60 | 8.00 | 69.16 | 562.0/127726 | 680.0 | 29.20 |
| 200H-2 | 63.500 | 39.68 | 37.85 | 19.85 | 171.8 | 60.00 | 9.50 | 78.31 | 707.6/160818 | 894.9 | 38.11 |
| 240H-2 | 76.200 | 47.63 | 47.35 | 23.81 | 217.3 | 72.30 | 12.70 | 101.22 | 1000.0/227270 | 1200.0 | 60.50 |
| 60H-3 | 19.050 | 11.91 | 12.57 | 5.94 | 83.8 | 18.00 | 3.25 | 26.11 | 95.4/21682 | 113.9 | 5.54 |
| 80H-3 | 25.400 | 15.88 | 15.75 | 7.92 | 104.6 | 24.00 | 4.00 | 32.59 | 170.1/38659 | 203.5 | 9.42 |
| 100H-3 | 31.750 | 19.05 | 18.90 | 9.53 | 125.1 | 30.00 | 4.80 | 39.09 | 265.5/60341 | 314.8 | 12.96 |
| 120H-3 | 38.100 | 22.23 | 25.22 | 11.10 | 155.2 | 35.70 | 5.60 | 48.87 | 381.0/86591 | 444.7 | 19.64 |
| 140H-3 | 44.450 | 25.40 | 25.22 | 12.70 | 166.6 | 41.00 | 6.40 | 52.20 | 517.2/117545 | 598.4 | 24.90 |
| 160H-3 | 50.800 | 28.58 | 31.55 | 14.27 | 196.8 | 47.80 | 7.20 | 61.90 | 680.4/154636 | 787.3 | 30.10 |
| 180H-3 | 57.150 | 35.71 | 35.48 | 17.46 | 220.0 | 53.60 | 8.00 | 69.16 | 843.0/191589 | 1011.0 | 44.10 |
| 200H-3 | 63.500 | 39.68 | 37.85 | 19.85 | 250.1 | 60.00 | 9.50 | 78.31 | 1061.4/241227 | 1228.2 | 57.06 |
| 240H-3 | 76.200 | 47.63 | 47.35 | 23.81 | 318.3 | 72.30 | 12.70 | 101.22 | 1500.0/340905 | 1650.0 | 91.00 |



SH系列高强度短节距重载滚子链

SH series high strength heavy duty short pitch roller chain

SH系列高强度短节距重载滚子链 SH series high strength heavy duty short pitch roller chain

| 链号 SFR | 节距 Pitch | 滚子直径 Roller diameter | 内节内宽 Width between inner plates | 销轴直径 Pin diameter | 销轴长度 Pin length | | 内链板高度 Innerplate depth | 链板厚度 Plate thickness | 极限拉伸载荷 Ultimate tensile strength | 平均拉伸载荷 Average tensile strength | 每米长重 Weight per meter |
|---------------|-------------|-------------------------|------------------------------------|----------------------|--------------------|--------|---------------------------|-------------------------|-------------------------------------|------------------------------------|--------------------------|
| | | | | | L max | Lc max | | | | | |
| SFR Chain No. | P | d1 max | b1 min | d2 max | L max | Lc max | h2 max | T max | Q min | Q0 | q |
| | mm | mm | mm | mm | mm | mm | mm | mm | kN/lbf | kN | kg/m |
| *25SH | 6.350 | 3.30 | 3.18 | 2.31 | 9.0 | - | 6.00 | 1.04 | 5.09/1157 | 5.6 | 0.11 |
| *35SH | 9.525 | 5.08 | 4.77 | 3.58 | 13.3 | 14.3 | 9.00 | 1.50 | 11.00/2500 | 13.6 | 0.41 |
| 40SH | 12.700 | 7.95 | 7.85 | 3.96 | 18.8 | 19.9 | 12.00 | 2.03 | 22.40/5091 | 24.8 | 0.82 |
| 50SH | 15.875 | 10.16 | 9.40 | 5.08 | 22.1 | 23.4 | 15.09 | 2.42 | 30.40/6909 | 36.2 | 1.25 |
| 60SH | 19.050 | 11.91 | 12.57 | 5.94 | 29.2 | 31.6 | 18.00 | 3.25 | 44.10/10023 | 50.4 | 1.87 |
| 80SH | 25.400 | 15.88 | 15.75 | 7.92 | 36.2 | 37.7 | 24.00 | 4.00 | 88.20/20045 | 93.0 | 3.10 |
| 100SH | 31.750 | 19.05 | 18.90 | 9.53 | 43.6 | 46.9 | 30.00 | 4.80 | 116.60/26500 | 129.1 | 4.52 |
| 120SH | 38.100 | 22.23 | 25.22 | 11.10 | 53.5 | 57.5 | 35.70 | 5.60 | 158.20/35954 | 175.3 | 6.60 |
| 140SH | 44.450 | 25.40 | 25.22 | 12.70 | 57.6 | 62.2 | 41.00 | 6.40 | 206.00/46818 | 266.5 | 8.30 |
| 160SH | 50.800 | 28.58 | 31.55 | 14.27 | 68.2 | 73.0 | 47.80 | 7.20 | 274.00/62273 | 293.0 | 10.30 |
| 200SH | 63.500 | 39.68 | 37.85 | 19.85 | 86.6 | 93.5 | 60.00 | 9.50 | 506.10/115023 | 562.3 | 19.16 |
| #5H63 | 19.050 | 14.29 | 9.55 | 7.30 | 27.9 | - | 19.60 | 4.15/3.25 | 65.70/14932 | 73.0 | 2.62 |
| #C70SH | 22.225 | 15.60 | 14.30 | 7.94 | 36.6 | - | 22.60 | 4.8/4.0 | 88.25/20056 | 98.0 | 3.75 |
| 955 | 28.575 | 21.30 | 17.46 | 11.10 | 46.8 | - | 30.60 | 6.4/5.6 | 142.10/35635 | 156.8 | 7.95 |

*套筒链：表中滚子直径d1为套筒直径

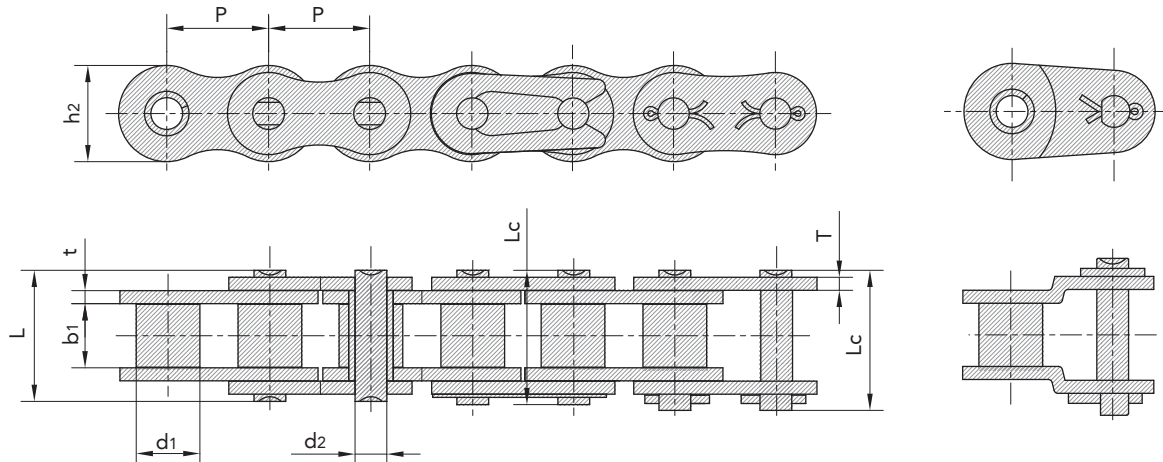
*Bush chain: d1 in the table indicates the external diameter of the bush

#直链板

#Straight side plates

SH系列滚子链通过销轴整体淬硬其极限拉伸载荷比A系列标准滚子链增加约25% - 35%并能提供较高的抗震动负载，参数尺寸与重载系列滚子链相同

SH series roller chains have a greater ultimate tensile strength (about an additional 25% - 35%) over ANSI standard roller chains by using through hardened pins, these chains also provide a greater shock load resistance. The dimensions of the chain are identical to ANSI heavy series standard roller chain



传动链
Driving Chain

曳引链
Hoisting Chain

输送链
Conveyor Chain

不锈钢链
Stainless Steel Chain

农机链
Agricultural Chain

自润滑链

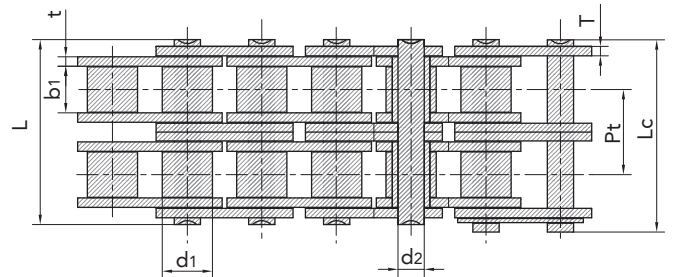
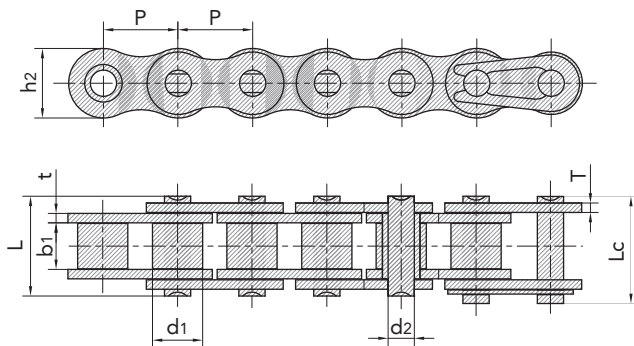
Self-lubrication roller chain

自润滑链 Self-lubrication roller chain

| 链号 SFR | 节距 Pitch | 滚子直径 Roller diameter | 内节内宽 Width between inner plates | 销轴直径 Pin diameter | 销轴长度 Pin length | | 内链板高度 Innerplate depth | 链板厚度 Plate thickness | 极限拉伸载荷 Ultimate tensile strength | 平均拉伸载荷 Average tensile strength | 每米长重 Weight per meter |
|---------------|-------------|-------------------------|------------------------------------|----------------------|--------------------|--------|---------------------------|-------------------------|-------------------------------------|------------------------------------|--------------------------|
| SFR Chain No. | P | d1 max | b1 min | d2 max | L max | Lc max | h2 max | T max | Q min | Q0 | q |
| | mm | mm | mm | mm | mm | mm | mm | mm | kN/lbf | kN | kg/m |
| #06BSLR | 9.525 | 6.35 | 5.72 | 3.28 | 13.15 | 14.1 | 8.20 | 1.30 | - | 9.0/2045 | 0.41 |
| 08BSLR | 12.700 | 8.51 | 7.75 | 4.45 | 16.70 | 18.2 | 11.80 | 1.60 | - | 18.0/4091 | 0.69 |
| 10BSLR | 15.875 | 10.16 | 9.65 | 5.08 | 19.50 | 20.9 | 14.70 | 1.70 | - | 22.4/5091 | 0.93 |
| 12BSLR | 19.050 | 12.07 | 11.68 | 5.72 | 22.50 | 24.2 | 16.00 | 1.85 | - | 29.0/6591 | 1.15 |
| 16BSLR | 25.400 | 15.88 | 17.02 | 8.28 | 36.10 | 37.4 | 21.00 | 4.15/3.1 | - | 60.0/13636 | 2.71 |
| 40SLR | 12.700 | 7.95 | 7.85 | 3.96 | 16.60 | 17.8 | 12.00 | 1.50 | - | 14.1/3205 | 0.62 |
| 50SLR | 15.875 | 10.16 | 9.40 | 5.08 | 20.70 | 22.2 | 15.09 | 2.03 | - | 22.0/5045 | 1.02 |
| 60SLR | 19.050 | 11.91 | 12.57 | 5.94 | 27.50 | 29.3 | 18.00 | 3.25/2.42 | - | 34.2/7772 | 1.65 |
| 60HSLR | 19.050 | 11.91 | 12.57 | 5.94 | 29.20 | 31.0 | 18.00 | 3.25 | - | 31.8/7227 | 1.95 |
| 80SLR | 25.400 | 15.88 | 15.75 | 7.92 | 32.70 | 35.0 | 24.00 | 3.25 | - | 56.7/12886 | 2.60 |
| 80HSLR | 25.400 | 15.88 | 15.75 | 7.92 | 36.20 | 38.9 | 24.00 | 4.00 | - | 56.7/12886 | 3.03 |
| 100SLR | 31.750 | 19.05 | 18.90 | 9.53 | 40.40 | 44.7 | 30.00 | 4.00 | - | 86.7/19699 | 3.94 |
| 08BSLR-2 | 12.700 | 8.51 | 7.75 | 4.45 | 31.20 | 32.2 | 11.80 | 1.60 | 13.92 | 32.0/7273 | 1.34 |
| 10BSLR-2 | 15.875 | 10.16 | 9.65 | 5.08 | 36.10 | 37.5 | 14.70 | 1.70 | 16.59 | 44.5/10114 | 1.84 |
| 12BSLR-2 | 19.050 | 12.07 | 11.68 | 5.72 | 42.00 | 43.6 | 16.00 | 1.85 | 19.46 | 57.8/13136 | 2.31 |
| 16BSLR-2 | 25.400 | 15.88 | 17.02 | 8.28 | 68.00 | 69.3 | 21.00 | 4.15/3.1 | 31.88 | 106.0/24091 | 5.42 |
| 40SLR-2 | 12.700 | 7.95 | 7.85 | 3.96 | 31.00 | 32.2 | 12.00 | 1.50 | 14.38 | 28.2/6409 | 1.12 |
| 50SLR-2 | 15.875 | 10.16 | 9.40 | 5.08 | 38.90 | 40.4 | 15.09 | 2.03 | 18.11 | 44.4/10091 | 2.00 |
| 60SLR-2 | 19.050 | 11.91 | 12.57 | 5.94 | 50.30 | 52.1 | 18.00 | 2.42 | 22.78 | 68.4/15544 | 3.21 |
| 80SLR-2 | 25.400 | 15.88 | 15.75 | 7.92 | 62.70 | 64.3 | 24.00 | 3.25 | 29.29 | 113.4/25773 | 5.15 |
| 100SLR-2 | 31.750 | 19.05 | 18.90 | 9.53 | 76.40 | 80.5 | 30.00 | 4.00 | 35.76 | 173.4/39399 | 7.89 |

#直链板

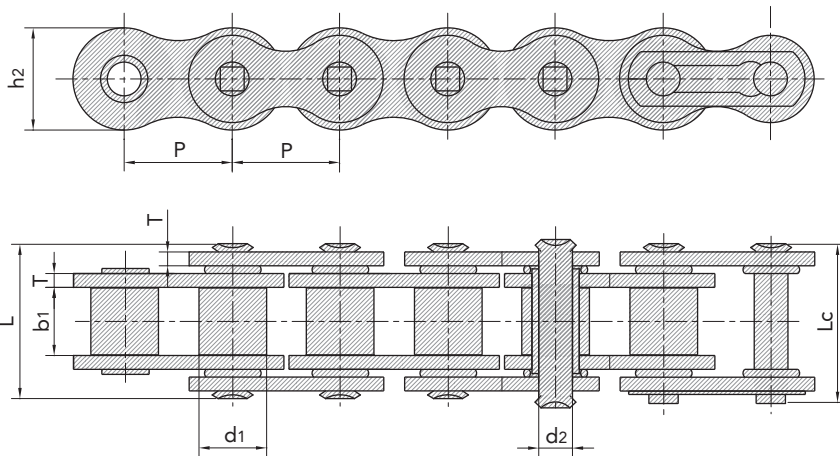
#Straight side plates



O型密封圈链 O-Ring chain

O型密封圈链 O-Ring chain

| 链号 SFR | 节距 Pitch | 滚子直径 Roller diameter | 内节内宽 Width between inner plates | 销轴直径 Pin diameter | 销轴长度 Pin length | | 内链板高度 Innerplate depth | 链板厚度 Plate thickness | 极限拉伸载荷 Ultimate tensile strength | 平均拉伸载荷 Average tensile strength | 每米长重 Weight per meter |
|---------------|-------------|-------------------------|------------------------------------|----------------------|--------------------|--------------------|---------------------------|-------------------------|-------------------------------------|------------------------------------|--------------------------|
| SFR Chain No. | P | d ₁ max | b ₁ min | d ₂ max | L max | L _c max | h ₂ max | T max | Q min | Q ₀ | q |
| | mm | mm | mm | mm | mm | mm | mm | mm | kN/lbf | kN | kg/m |
| 40 OR | 12.700 | 7.95 | 7.85 | 3.96 | 18.3 | 19.6 | 12.00 | 1.50 | 14.1/3205 | 17.50 | 0.67 |
| 50 OR | 15.875 | 10.16 | 9.40 | 5.08 | 23.1 | 24.8 | 15.09 | 2.03 | 22.2/5045 | 29.40 | 1.19 |
| 60 OR | 19.050 | 11.91 | 12.57 | 5.94 | 28.5 | 30.4 | 18.00 | 2.42 | 31.8/7227 | 41.50 | 1.62 |
| 60HT OR | 19.050 | 11.91 | 12.57 | 5.94 | 31.7 | 33.2 | 18.00 | 3.25 | 55/12500 | 58.00 | 1.96 |
| 80 OR | 25.400 | 15.88 | 15.75 | 7.92 | 35.6 | 37.3 | 24.00 | 3.25 | 56.7/12886 | 69.40 | 2.70 |
| 100 OR | 31.750 | 19.05 | 18.95 | 9.53 | 43.3 | 47.0 | 30.00 | 4.00 | 88.5/20114 | 109.20 | 3.91 |
| 120 OR | 38.100 | 22.23 | 25.22 | 11.11 | 54.0 | 57.5 | 35.70 | 4.80 | 127.0/28864 | 156.30 | 6.34 |
| 08B OR | 12.700 | 8.51 | 7.75 | 4.45 | 18.8 | 19.9 | 11.80 | 1.60 | 18.0/4091 | 19.40 | 0.74 |



传动链
Driving Chain

电机链
Hoisting Chain

输送链
Conveyor Chain

不锈钢链
Stainless Steel Chain

农机链
Agricultural Chain

镀锌链

Corrosion resistant / Zinc-plated chain

镀锌链 Corrosion resistant / Zinc-plated chain

| 链号 SFR | 节距 Pitch | 滚子直径 Roller diameter | 内节内宽 Width between inner plates | 销轴直径 Pin diameter | 销轴长度 Pin length | | 内链板高度 Innerplate depth | 链板厚度 Plate thickness | 极限拉伸载荷 Ultimate tensile strength | 每米长重 Weight per meter |
|---------------|-------------|-------------------------|------------------------------------|----------------------|--------------------|--------------------|---------------------------|-------------------------|-------------------------------------|--------------------------|
| SFR Chain No. | P | d ₁ max | b ₁ min | d ₂ max | L max | L _c max | h ₂ max | T max | Q min | q |
| | mm | mm | mm | mm | mm | mm | mm | mm | kN/lbf | kg/m |
| *25ZP | 6.350 | 3.30 | 3.18 | 2.31 | 7.90 | 8.40 | 6.00 | 0.80 | 3.50/795 | 0.15 |
| *35ZP | 9.525 | 5.08 | 4.77 | 3.58 | 12.40 | 13.17 | 9.00 | 1.30 | 7.90/1795 | 0.33 |
| 41ZP | 12.700 | 7.77 | 6.25 | 3.58 | 13.75 | 15.00 | 9.91 | 1.30 | 6.67/1516 | 0.41 |
| 40ZP | 12.700 | 7.95 | 7.85 | 3.96 | 16.60 | 17.80 | 12.00 | 1.50 | 14.10/3205 | 0.62 |
| 50ZP | 15.875 | 10.16 | 9.40 | 5.08 | 20.70 | 22.20 | 15.09 | 2.03 | 22.20/5045 | 1.02 |
| 60ZP | 19.050 | 11.91 | 12.57 | 5.94 | 25.90 | 27.70 | 18.00 | 2.42 | 31.80/7227 | 1.50 |
| 80ZP | 25.400 | 15.88 | 15.75 | 7.92 | 32.70 | 35.00 | 24.00 | 3.25 | 56.70/12886 | 2.60 |
| 100ZP | 31.750 | 19.05 | 18.90 | 9.53 | 40.40 | 44.70 | 30.00 | 4.00 | 88.50/20114 | 3.91 |
| 120ZP | 38.100 | 22.23 | 25.22 | 11.10 | 50.30 | 54.30 | 35.70 | 4.80 | 127.00/28864 | 5.62 |
| 140ZP | 44.450 | 25.40 | 25.22 | 12.70 | 54.40 | 59.00 | 41.00 | 5.60 | 172.40/39182 | 7.50 |
| 160ZP | 50.800 | 28.58 | 31.55 | 14.27 | 64.80 | 69.60 | 47.80 | 6.40 | 226.80/51545 | 10.10 |
| 04BZP | 6.000 | 4.00 | 2.80 | 1.85 | 6.80 | 7.80 | 5.00 | 0.60 | 3.00/682 | 0.11 |
| 05BZP | 8.000 | 5.00 | 3.00 | 2.31 | 8.20 | 8.90 | 7.10 | 0.80 | 5.00/1136 | 0.20 |
| #06BZP | 9.525 | 6.35 | 5.72 | 3.28 | 13.15 | 14.10 | 8.20 | 1.30 | 9.00/2045 | 0.41 |
| 08BZP | 12.700 | 8.51 | 7.75 | 4.45 | 16.70 | 18.20 | 11.80 | 1.60 | 18.00/4091 | 0.69 |
| 10BZP | 15.875 | 10.16 | 9.65 | 5.08 | 19.50 | 20.90 | 14.70 | 1.70 | 22.40/5091 | 0.93 |
| 12BZP | 19.050 | 12.07 | 11.68 | 5.72 | 22.50 | 24.20 | 16.00 | 1.85 | 29.00/6591 | 1.15 |
| 16BZP | 25.400 | 15.88 | 17.02 | 8.28 | 36.10 | 37.40 | 21.00 | 4.15/3.1 | 60.00/13636 | 2.71 |
| 20BZP | 31.750 | 19.05 | 19.56 | 10.19 | 41.30 | 45.00 | 26.40 | 4.5/3.5 | 95.00/21591 | 3.70 |
| 24BZP | 38.100 | 25.40 | 25.40 | 14.63 | 53.40 | 57.80 | 33.20 | 6.0/4.8 | 160.0/36364 | 7.10 |
| 28BZP | 44.450 | 27.94 | 30.99 | 15.90 | 65.10 | 69.50 | 36.70 | 7.5/6.0 | 200.0/45455 | 8.50 |
| 32BZP | 50.800 | 29.21 | 30.99 | 17.81 | 66.00 | 71.00 | 42.00 | 7.0/6.0 | 250.0/56818 | 10.25 |

*套筒链：表中滚子直径d₁为套筒直径

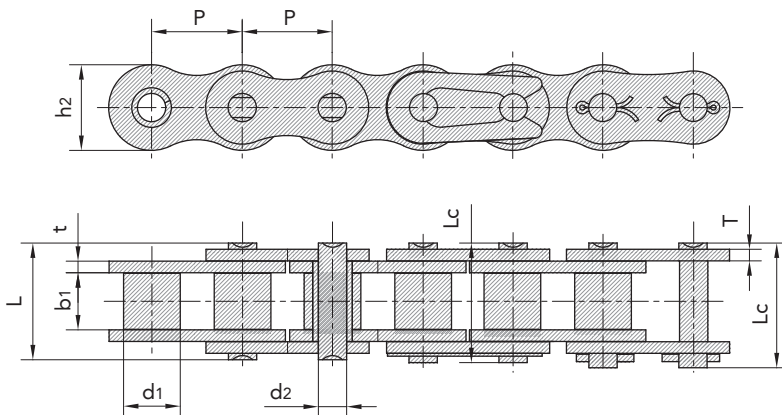
*Bush chain: d₁ in the table indicates the external diameter of the bush

#直链板

#Straight side plates

注意：上述规格的双排链、双节距输送链系列依照要求也适合镀锌

Note: Duplex... & Triplex zinc plated chains are available in all sizes. Double pitch zinc plated conveyor chains are available upon request



镀镍链 Corrosion resistant/Nickel-plated chain

镀镍链条适合在室外雨水侵蚀等场合 Nickel-plated chain are suitable for outdoor conditions such as exposure to rain etc.

| 链号 SFR | 节距 Pitch | 滚子直径 Roller diameter | 内节内宽 Width between inner plates | 销轴直径 Pin diameter | 销轴长度 Pin length | | 内链板高度 Innerplate depth | 链板厚度 Plate thickness | 极限拉伸载荷 Ultimate tensile strength | 每米长重 Weight per meter |
|---------------|-------------|-------------------------|------------------------------------|----------------------|--------------------|--------------------|---------------------------|-------------------------|-------------------------------------|--------------------------|
| SFR Chain No. | P | d ₁ max | b ₁ min | d ₂ max | L max | L _c max | h ₂ max | T max | Q min | q |
| | mm | mm | mm | mm | mm | mm | mm | mm | kN/lbf | kg/m |
| *25NP | 6.350 | 3.30 | 3.18 | 2.31 | 7.90 | 8.40 | 6.00 | 0.80 | 3.50/795 | 0.15 |
| *35NP | 9.525 | 5.08 | 4.77 | 3.58 | 12.40 | 13.17 | 9.00 | 1.30 | 7.90/1795 | 0.33 |
| 41NP | 12.700 | 7.77 | 6.25 | 3.58 | 13.75 | 15.00 | 9.91 | 1.30 | 6.67/1516 | 0.41 |
| 40NP | 12.700 | 7.95 | 7.85 | 3.96 | 16.60 | 17.80 | 12.00 | 1.50 | 14.10/3205 | 0.62 |
| 50NP | 15.875 | 10.16 | 9.40 | 5.08 | 20.70 | 22.20 | 15.09 | 2.03 | 22.20/5045 | 1.02 |
| 60NP | 19.050 | 11.91 | 12.57 | 5.94 | 25.90 | 27.70 | 18.00 | 2.42 | 31.80/7227 | 1.50 |
| 80NP | 25.400 | 15.88 | 15.75 | 7.92 | 32.70 | 35.00 | 24.00 | 3.25 | 56.70/12886 | 2.60 |
| 100NP | 31.750 | 19.05 | 18.90 | 9.53 | 40.40 | 44.70 | 30.00 | 4.00 | 88.50/20114 | 3.91 |
| 120NP | 38.100 | 22.23 | 25.22 | 11.10 | 50.30 | 54.30 | 35.70 | 4.80 | 127.00/28864 | 5.62 |
| 140NP | 44.450 | 25.40 | 25.22 | 12.70 | 54.40 | 59.00 | 41.00 | 5.60 | 172.40/39182 | 7.50 |
| 160NP | 50.800 | 28.58 | 31.55 | 14.27 | 64.80 | 69.60 | 47.80 | 6.40 | 226.80/51545 | 10.10 |
| 04BNP | 6.000 | 4.00 | 2.80 | 1.85 | 6.80 | 7.80 | 5.00 | 0.60 | 3.00/682 | 0.11 |
| 05BNP | 8.000 | 5.00 | 3.00 | 2.31 | 8.20 | 8.90 | 7.10 | 0.80 | 5.00/1136 | 0.20 |
| #06BNP | 9.525 | 6.35 | 5.72 | 3.28 | 13.15 | 14.10 | 8.20 | 1.30 | 9.00/2045 | 0.41 |
| 08BNP | 12.700 | 8.51 | 7.75 | 4.45 | 16.70 | 18.20 | 11.80 | 1.60 | 18.00/4091 | 0.69 |
| 10BNP | 15.875 | 10.16 | 9.65 | 5.08 | 19.50 | 20.90 | 14.70 | 1.70 | 22.40/5091 | 0.93 |
| 12BNP | 19.050 | 12.07 | 11.68 | 5.72 | 22.50 | 24.20 | 16.00 | 1.85 | 29.00/6591 | 1.15 |
| 16BNP | 25.400 | 15.88 | 17.02 | 8.28 | 36.10 | 37.40 | 21.00 | 4.15/3.1 | 60.00/13636 | 2.71 |
| 20BNP | 31.750 | 19.05 | 19.56 | 10.19 | 41.30 | 45.00 | 26.40 | 4.5/3.5 | 95.00/21591 | 3.70 |
| 24BNP | 38.100 | 25.40 | 25.40 | 14.63 | 53.40 | 57.80 | 33.20 | 6.0/4.8 | 160.0/36364 | 7.10 |
| 28BNP | 44.450 | 27.94 | 30.99 | 15.90 | 65.10 | 69.50 | 36.70 | 7.5/6.0 | 200.00/45455 | 8.50 |
| 32BNP | 50.800 | 29.21 | 30.99 | 17.81 | 66.00 | 71.00 | 42.00 | 7.0/6.0 | 250.00/56818 | 10.25 |

*套筒链：表中滚子直径d₁为套筒直径

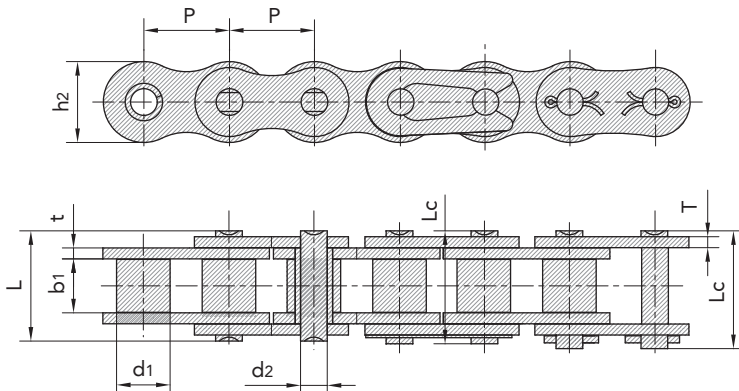
*Bush chain: d₁ in the table indicates the external diameter of the bush

#直链板

#Straight side plates

注意：上述规格的双排链、双节距输送链系列依照要求也适合镀达克罗

Note: Duplex... & Triplex dacromet - plated chains are available in all sizes. Double pitch zinc plated conveyor chains are available upon request



传动链
Driving Chain

曳引链
Hoisting Chain

输送链
Conveyor Chain

不锈钢链
Stainless Steel Chain

农机链
Agricultural Chain

镀达克罗链 Corrosion resistant / Dacromet-plated chain

达克罗链条适合于有腐蚀性的场合 Dacromet-plated chain are suitable for corrosive conditions

| 链号 SFR | 节距 Pitch | 滚子直径 Roller diameter | 内节内宽 Width between inner plates | 销轴直径 Pin diameter | 销轴长度 Pin length | | 内链板高度 Innerplate depth | 链板厚度 Plate thickness | 极限拉伸载荷 Ultimate tensile strength | 每米长重 Weight per meter |
|---------------|-------------|-------------------------|------------------------------------|----------------------|--------------------|--------------------|---------------------------|-------------------------|-------------------------------------|--------------------------|
| SFR Chain No. | P | d ₁ max | b ₁ min | d ₂ max | L max | L _c max | h ₂ max | T max | Q min | q |
| | mm | mm | mm | mm | mm | mm | mm | mm | kN/lbf | kg/m |
| *25DR | 6.350 | 3.30 | 3.18 | 2.31 | 7.90 | 8.40 | 6.00 | 0.80 | 3.50/795 | 0.15 |
| *35DR | 9.525 | 5.08 | 4.77 | 3.58 | 12.40 | 13.17 | 9.00 | 1.30 | 7.90/1795 | 0.33 |
| 41DR | 12.700 | 7.77 | 6.25 | 3.58 | 13.75 | 15.00 | 9.91 | 1.30 | 6.67/1516 | 0.41 |
| 40DR | 12.700 | 7.95 | 7.85 | 3.96 | 16.60 | 17.80 | 12.00 | 1.50 | 14.10/3205 | 0.62 |
| 50DR | 15.875 | 10.16 | 9.40 | 5.08 | 20.70 | 22.20 | 15.09 | 2.03 | 22.20/5045 | 1.02 |
| 60DR | 19.050 | 11.91 | 12.57 | 5.94 | 25.90 | 27.70 | 18.00 | 2.42 | 31.80/7227 | 1.50 |
| 80DR | 25.400 | 15.88 | 15.75 | 7.92 | 32.70 | 35.00 | 24.00 | 3.25 | 56.70/12886 | 2.60 |
| 100DR | 31.750 | 19.05 | 18.90 | 9.53 | 40.40 | 44.70 | 30.00 | 4.00 | 88.50/20114 | 3.91 |
| 120DR | 38.100 | 22.23 | 25.22 | 11.10 | 50.30 | 54.30 | 35.70 | 4.80 | 127.00/28864 | 5.62 |
| 140DR | 44.450 | 25.40 | 25.22 | 12.70 | 54.40 | 59.00 | 41.00 | 5.60 | 172.40/39182 | 7.50 |
| 160DR | 50.800 | 28.58 | 31.55 | 14.27 | 64.80 | 69.60 | 47.80 | 6.40 | 226.80/51545 | 10.10 |
| 04BDR | 6.000 | 4.00 | 2.80 | 1.85 | 6.80 | 7.80 | 5.00 | 0.60 | 3.00/682 | 0.11 |
| 05BDR | 8.000 | 5.00 | 3.00 | 2.31 | 8.20 | 8.90 | 7.10 | 0.80 | 5.00/1136 | 0.20 |
| #06BDR | 9.525 | 6.35 | 5.72 | 3.28 | 13.15 | 14.10 | 8.20 | 1.30 | 9.00/2045 | 0.41 |
| 08BDR | 12.700 | 8.51 | 7.75 | 4.45 | 16.70 | 18.20 | 11.80 | 1.60 | 18.00/4091 | 0.69 |
| 10BDR | 15.875 | 10.16 | 9.65 | 5.08 | 19.50 | 20.90 | 14.70 | 1.70 | 22.40/5091 | 0.93 |
| 12BDR | 19.050 | 12.07 | 11.68 | 5.72 | 22.50 | 24.20 | 16.00 | 1.85 | 29.00/6591 | 1.15 |
| 16BDR | 25.400 | 15.88 | 17.02 | 8.28 | 36.10 | 37.40 | 21.00 | 4.15/3.1 | 60.00/13636 | 2.71 |
| 20BDR | 31.750 | 19.05 | 19.56 | 10.19 | 41.30 | 45.00 | 26.40 | 4.5/3.5 | 95.00/21591 | 3.70 |
| 24BDR | 38.100 | 25.40 | 25.40 | 14.63 | 53.40 | 57.80 | 33.20 | 6.0/4.8 | 160.00/36364 | 7.10 |
| 28BDR | 44.450 | 27.94 | 30.99 | 15.90 | 65.10 | 69.50 | 36.70 | 7.5/6.0 | 200.00/45455 | 8.50 |
| 32BDR | 50.800 | 29.21 | 30.99 | 17.81 | 66.00 | 71.00 | 42.00 | 7.0/6.0 | 250.00/56818 | 10.25 |

*套筒链：表中滚子直径d₁为套筒直径

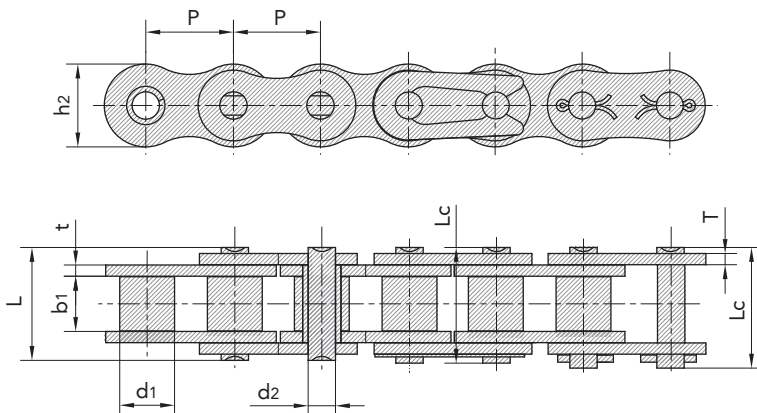
*Bush chain: d₁ in the table indicates the external diameter of the bush

#直链板

#Straight side plates

注意：上述规格的双排链、双节距输送链系列依照要求也适合镀镍

Note: Duplex... & Triplex nickel plated chains are available in all sizes. Double pitch zinc plated conveyor chains are available upon request



石油链 Oil field chain

单排、双排、三排 Simplex, Duplex & Triplex strand

| 链号 ANSI | 链号 SFR | 节距 Pitch | | 滚子直径 Roller diameter | 内节内宽 Width between inner plates | 销轴直径 Pin diameter | 销轴长度 Pin length | 内链板高度 Innerplate depth | 链板厚度 Plate thickness | 排距 Transverse pitch | 极限拉伸载荷 Ultimate tensile strength | 每米长重 Weight per meter |
|----------------|---------------|-------------|-------|-------------------------|------------------------------------|----------------------|--------------------|---------------------------|-------------------------|------------------------|-------------------------------------|--------------------------|
| ANSI Chain No. | SFR Chain No. | P | | d1 max | b1 min | d2 max | Lc max | h2 max | T max | Pt | Q min | q |
| | | mm | inch | mm | mm | mm | mm | mm | mm | mm | kN/lbf | kg/m |
| 80 | 16S-1 | 25.400 | 1 | 15.88 | 15.75 | 7.92 | 37.55 | 24.1 | 3.25 | - | 55.6/12500 | 2.60 |
| 100 | 20S-1 | 31.750 | 1 1/4 | 19.05 | 18.90 | 9.53 | 44.30 | 30.0 | 4.00 | - | 86.87/19500 | 3.91 |
| 120 | 24S-1 | 38.100 | 1 1/2 | 22.23 | 25.22 | 11.10 | 54.40 | 36.2 | 4.80 | - | 125.1/28100 | 5.62 |
| 140 | 28S-1 | 44.450 | 1 3/4 | 25.40 | 25.22 | 12.70 | 59.00 | 42.2 | 5.60 | - | 170.27/38300 | 7.50 |
| 160 | 32S-1 | 50.800 | 2 | 28.58 | 31.55 | 14.27 | 69.60 | 48.2 | 6.40 | - | 222.4/50000 | 10.10 |
| 180 | 36S-1 | 57.150 | 2 1/4 | 35.71 | 35.48 | 17.46 | 78.60 | 54.3 | 7.20 | - | 281.47/63300 | 13.45 |
| 200 | 40S-1 | 63.500 | 2 1/2 | 39.68 | 37.85 | 19.85 | 87.20 | 60.3 | 8.00 | - | 347.5/78100 | 16.15 |
| 80-2 | 16S-2 | 25.400 | 1 | 15.88 | 15.75 | 7.92 | 66.80 | 24.1 | 3.25 | 29.29 | 111.2/25000 | 5.15 |
| 100-2 | 20S-2 | 31.750 | 1 1/4 | 19.05 | 18.90 | 9.53 | 80.50 | 30.1 | 4.00 | 35.76 | 173.74/39000 | 7.80 |
| 120-2 | 24S-2 | 38.100 | 1 1/2 | 22.23 | 25.22 | 11.10 | 99.70 | 36.2 | 4.80 | 45.44 | 250.2/56200 | 11.70 |
| 140-2 | 28S-2 | 44.450 | 1 3/4 | 25.40 | 25.22 | 12.70 | 107.80 | 42.2 | 5.60 | 48.87 | 340.54/76600 | 15.14 |
| 160-2 | 32S-2 | 50.800 | 2 | 28.58 | 31.55 | 14.27 | 127.50 | 48.2 | 6.40 | 58.55 | 444.8/100000 | 20.14 |
| 180-2 | 36S-2 | 57.150 | 2 1/4 | 35.71 | 35.48 | 17.46 | 144.40 | 54.3 | 7.20 | 65.84 | 562.94/126600 | 29.22 |
| 200-2 | 40S-2 | 63.500 | 2 1/2 | 39.68 | 37.85 | 19.85 | 158.80 | 60.3 | 8.00 | 71.55 | 695.0/156200 | 32.24 |
| 80-3 | 16S-3 | 25.400 | 1 | 15.88 | 15.75 | 7.92 | 96.10 | 24.1 | 3.25 | 29.29 | 166.8/37500 | 7.89 |
| 100-3 | 20S-3 | 31.750 | 1 1/4 | 19.05 | 18.90 | 9.53 | 116.30 | 30.1 | 4.00 | 35.76 | 260.61/58500 | 11.77 |
| 120-3 | 24S-3 | 38.100 | 1 1/2 | 22.23 | 25.22 | 11.10 | 145.20 | 36.2 | 4.80 | 45.44 | 375.3/84300 | 17.53 |
| 140-3 | 28S-3 | 44.450 | 1 3/4 | 25.40 | 25.22 | 12.70 | 156.80 | 42.2 | 5.60 | 48.87 | 510.81/114900 | 22.20 |
| 160-3 | 32S-3 | 50.800 | 2 | 28.58 | 31.55 | 14.27 | 186.60 | 48.2 | 6.40 | 58.55 | 667.2/150000 | 30.02 |
| 180-3 | 36S-3 | 57.150 | 2 1/4 | 35.71 | 35.48 | 17.46 | 210.20 | 54.3 | 7.20 | 65.84 | 844.41/189900 | 38.22 |
| 200-3 | 40S-3 | 63.500 | 2 1/2 | 39.68 | 37.85 | 19.85 | 230.40 | 60.3 | 8.00 | 71.55 | 1042.5/234300 | 49.03 |
| 200H-3 | 40HS-3 | 63.500 | 2 1/2 | 39.68 | 37.85 | 19.85 | 249.60 | 60.3 | 9.50 | 78.31 | 1042.5/234300 | 56.74 |

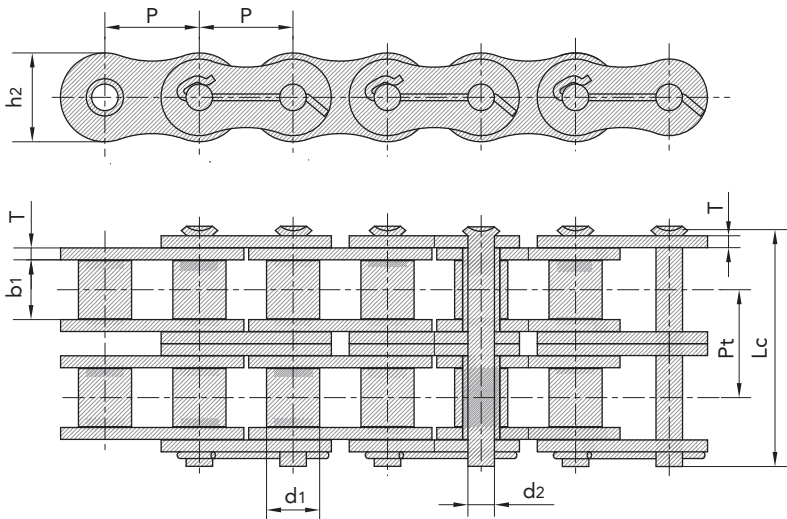
传动链
Driving Chain

曳引链
Hoisting Chain

输送链
Conveyor Chain

不锈钢链
Stainless Steel Chain

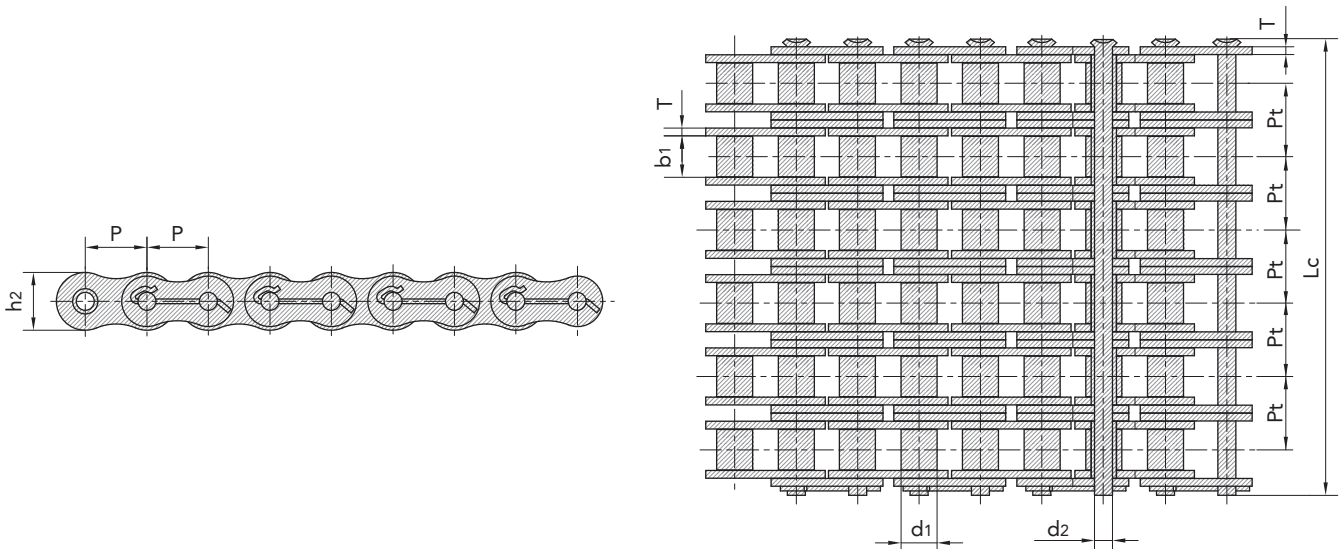
农机链
Agricultural Chain



石油链 Oil field chain

多排 Multiple strands

| 链号 ANSI | 链号 SFR | 节距 Pitch | | 滚子直径 Roller diameter | 内节内宽 Width between inner plates | 销轴直径 Pin diameter | 销轴长度 Pin length | 内链板高度 Innerplate depth | 链板厚度 Plate thickness | 排距 Transverse pitch | 极限拉伸载荷 Ultimate tensile strength | 每米长重 Weight per meter |
|----------------|---------------|-------------|-------|-------------------------|------------------------------------|----------------------|--------------------|---------------------------|-------------------------|------------------------|-------------------------------------|--------------------------|
| ANSI Chain No. | SFR Chain No. | P | | d1 max | b1 min | d2 max | Lc max | h2 max | T max | Pt | Q min | q |
| | | mm | inch | mm | mm | mm | mm | mm | mm | mm | kN/lbf | kg/m |
| 80-4 | 16S-4 | 25.400 | 1 | 15.88 | 15.75 | 7.92 | 122.9 | 24.1 | 3.25 | 29.29 | 222.4/50000 | 10.24 |
| 100-4 | 20S-4 | 31.750 | 1 1/4 | 19.05 | 18.90 | 9.53 | 151.5 | 30.1 | 4.00 | 35.76 | 347.48/78000 | 15.39 |
| 120-4 | 24S-4 | 38.100 | 1 1/2 | 22.23 | 25.22 | 11.10 | 190.6 | 36.2 | 4.80 | 45.44 | 500.4/112400 | 22.19 |
| 140-4 | 28S-4 | 44.450 | 1 3/4 | 25.40 | 25.22 | 12.70 | 205.7 | 42.2 | 5.60 | 48.87 | 681.08/153200 | 29.63 |
| 160-4 | 32S-4 | 50.800 | 2 | 28.58 | 31.55 | 14.27 | 245.2 | 48.2 | 6.40 | 58.55 | 889.6/200000 | 39.94 |
| 200-4 | 40S-4 | 63.500 | 2 1/2 | 39.68 | 37.85 | 19.85 | 302.0 | 60.3 | 8.00 | 71.55 | 1390.0/312400 | 63.60 |
| 80-5 | 16S-5 | 25.400 | 1 | 15.88 | 15.75 | 7.92 | 152.2 | 24.1 | 3.25 | 29.29 | 278.0/62500 | 12.79 |
| 100-5 | 20S-5 | 31.750 | 1 1/4 | 19.05 | 18.90 | 9.53 | 187.8 | 30.1 | 4.00 | 35.76 | 434.35/97500 | 19.22 |
| 120-5 | 24S-5 | 38.100 | 1 1/2 | 22.23 | 25.22 | 11.10 | 236.1 | 36.2 | 4.80 | 45.44 | 625.5/140500 | 27.71 |
| 140-5 | 28S-5 | 44.450 | 1 3/4 | 25.40 | 25.22 | 12.70 | 254.6 | 42.2 | 5.60 | 48.87 | 851.35/193486 | 39.20 |
| 160-5 | 32S-5 | 50.800 | 2 | 28.58 | 31.75 | 14.27 | 303.3 | 48.2 | 6.40 | 58.55 | 1112.0/252724 | 52.40 |
| 80-6 | 16S-6 | 25.400 | 1 | 15.88 | 15.75 | 7.92 | 181.5 | 24.1 | 3.25 | 29.29 | 333.6/75000 | 15.34 |
| 100-6 | 20S-6 | 31.750 | 1 1/4 | 19.05 | 18.90 | 9.53 | 223.6 | 30.1 | 4.00 | 35.76 | 521.22/117000 | 23.05 |
| 120-6 | 24S-6 | 38.100 | 1 1/2 | 22.23 | 25.22 | 11.10 | 281.6 | 36.2 | 4.80 | 45.44 | 750.6/168600 | 33.24 |
| 140-6 | 28S-6 | 44.450 | 1 3/4 | 25.40 | 25.22 | 12.70 | 303.4 | 42.2 | 5.60 | 48.87 | 1021.62/229800 | 44.38 |
| 160-6 | 32S-6 | 50.800 | 2 | 28.58 | 31.55 | 14.27 | 362.3 | 48.2 | 6.40 | 58.55 | 1334.4/300000 | 59.83 |
| 200-6 | 40S-6 | 63.500 | 2 1/2 | 39.68 | 37.85 | 19.85 | 445.0 | 60.3 | 8.00 | 71.55 | 2085.0/468600 | 95.23 |
| 80-8 | 16S-8 | 25.400 | 1 | 15.88 | 15.75 | 7.92 | 240.1 | 24.1 | 3.25 | 29.29 | 444.8/100000 | 20.44 |
| 100-8 | 20S-8 | 31.750 | 1 1/4 | 19.05 | 18.90 | 9.53 | 295.1 | 30.1 | 4.00 | 35.76 | 694.96/156000 | 30.71 |
| 120-8 | 24S-8 | 38.100 | 1 1/2 | 22.23 | 25.22 | 11.10 | 372.4 | 36.2 | 4.80 | 45.44 | 1000.8/224800 | 44.28 |
| 140-8 | 28S-8 | 44.450 | 1 3/4 | 25.40 | 25.22 | 12.70 | 401.1 | 42.2 | 5.60 | 48.87 | 1362.16/309578 | 62.21 |




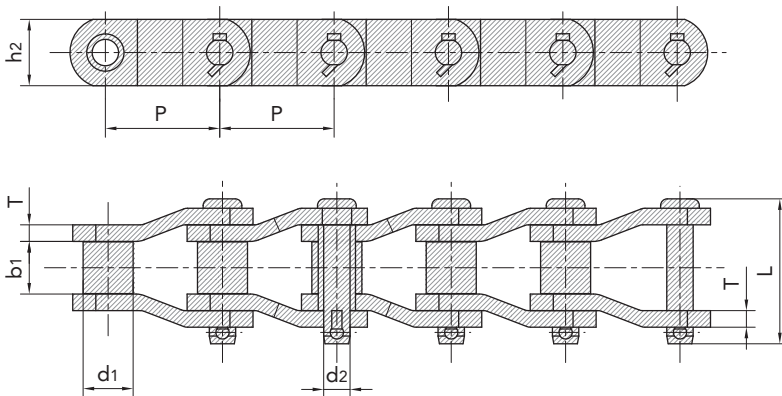
重载弯板传动链 Heavy duty cranked-link transmission chain

重载弯板传动链 Heavy duty cranked-link transmission chain

| 链号 SFR | 节距 Pitch | 滚子直径 Roller diameter | 内节内宽 Width between inner plates | 销轴直径 Pin diameter | 销轴长度 Pin length | 链板高度 Plate depth | 链板厚度 Plate thickness | 极限拉伸载荷 Ultimate tensile strength | 平均拉伸载荷 Average tensile strength | 每米长重 Weight per meter |
|---------------|-------------|-------------------------|------------------------------------|----------------------|--------------------|---------------------|-------------------------|-------------------------------------|------------------------------------|--------------------------|
| SFR Chain No. | P | d ₁ max | b ₁ min | d ₂ max | L max | h ₂ max | T max | Q min | Q ₀ | q |
| | mm | mm | mm | mm | mm | mm | mm | kN/lbf | kN | kg/m |
| 2010 | 63.50 | 31.75 | 38.10 | 15.90 | 89.0 | 47.80 | 7.9 | 250.00/56818 | 275.0 | 13.53 |
| 2512 | 77.90 | 41.28 | 39.60 | 19.05 | 100.0 | 57.00 | 9.7 | 340.00/77272 | 367.2 | 18.40 |
| 3214 | 103.200 | 44.45 | 48.00 | 22.00 | 123.50 | 55.00 | 13.0 | 476.0/108180 | 514.0 | 23.60 |
| 3315 | 103.450 | 45.24 | 49.30 | 23.85 | 130.00 | 63.50 | 14.2 | 550.0/125000 | 594.0 | 27.71 |
| 3618 | 114.300 | 57.15 | 52.30 | 27.97 | 138.00 | 79.20 | 14.2 | 760.0/172727 | 820.8 | 41.20 |
| 4020 | 127.000 | 63.50 | 69.90 | 31.78 | 165.7 | 88.90 | 15.7 | 987.0/224300 | 1069.2 | 48.60 |
| RO1205 | 127.000 | 63.50 | 65.00 | 31.75 | 147.6 | 82.50 | 14.2 | 872.0/198177 | 955.0 | 42.93 |
| 2184 | 152.400 | 76.20 | 35.00 | 22.20 | 96.0 | 51.00 | 9.5 | 330.0/75000 | 378.0 | 18.17 |
| 4824 | 152.400 | 76.20 | 74.60 | 38.10 | 186.0 | 100.00 | 20.0 | 1600.0/363632 | 1700.0 | 69.80 |
| 6060 | 152.400 | 88.90 | 101.00 | 47.63 | 228.7 | 114.30 | 22.0 | 1700.0/386359 | 1955.0 | 97.59 |
| 5628 | 177.800 | 88.90 | 82.60 | 44.45 | 210.0 | 133.00 | 22.0 | 1890.0/429540 | 2173.0 | 99.50 |

*套筒链：表中滚子直径d₁为套筒直径

*Bush chain: d₁ in the table indicates the external diameter of the bush



传动链
Driving Chain

曳引链
Hoisting Chain

输送链
Conveyor Chain

不锈钢链
Stainless Steel Chain

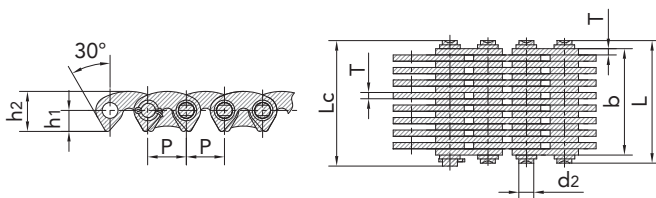
农机链
Agricultural Chain

齿形链 Inverted tooth chain

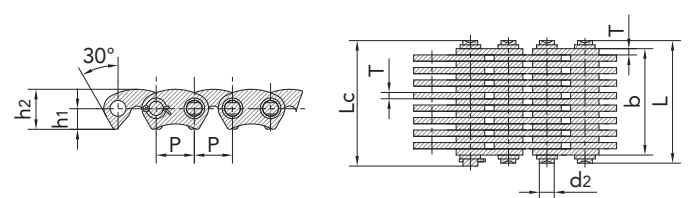
外接触式齿形链 Flank contact silent chain

| 链号 | 节距 | 链宽 | 销轴直径 | 销轴长度 | | 孔中心到齿尖距离 | 链板高度 | 链板厚度 | 导向型式 | 片数 | 极限拉伸载荷 | 平均拉伸载荷 | 每米长重 |
|--------------|--------|--------------------|--------------------|-------|------------|------------------------------------|--------------------|-----------------|------------|-----------------|---------------------------|--------------------------|------------------|
| GB | Pitch | Chain width | Pin diameter | L max | Lc max | Distance from hole center to tooth | Plate depth | Plate thickness | Guide type | Number of pitch | Ultimate tensile strength | Average tensile strength | Weight per meter |
| GB Chain No. | P | b ₁ min | d ₂ max | L max | Lc max | d ₂ max | h ₂ max | T max | | Pt | Q _{min} | Q ₀ | q |
| | mm | mm | mm | mm | mm | mm | mm | mm | | mm | kN/lbf | kN | kg/m |
| CL06 | 9.525 | 13.5 | 3.95 | 18.5 | 20.0 | 5.3 | 10.0 | 1.5 | 外(Outside) | 9 | 10.0/2272 | 11.2 | 0.60 |
| | | 16.5 | | 21.5 | 23.0 | | | | 外(Outside) | 11 | 12.5/2840 | 14.0 | 0.73 |
| | | 19.5 | | 24.5 | 26.0 | | | | 外(Outside) | 13 | 15.0/3409 | 16.8 | 0.85 |
| | | 22.5 | | 27.5 | 29.0 | | | | 外(Outside) | 15 | 17.5/3997 | 19.6 | 1.00 |
| | | 28.5 | | 33.5 | 35.0 | | | | 内(Inside) | 19 | 22.5/5114 | 25.2 | 1.26 |
| CL08 | 12.700 | 19.5 | 5.08 | 24.5 | 26.0 | 7.0 | 13.4 | 1.5 | 外(Outside) | 13 | 23.4/5318 | 26.2 | 1.15 |
| | | 22.5 | | 27.5 | 29.0 | | | | 外(Outside) | 15 | 27.4/6227 | 30.6 | 1.33 |
| | | 25.5 | | 30.5 | 32.0 | | | | 外(Outside) | 17 | 31.3/7114 | 35.0 | 1.50 |
| | | 28.5 | | 33.5 | 35.0 | | | | 内(Inside) | 19 | 35.2/8000 | 39.4 | 1.68 |
| | | 34.5 | | 39.5 | 41.0 | | | | 内(Inside) | 23 | 43.0/9772 | 48.1 | 2.04 |
| | | 40.5 | | 45.5 | 47.0 | | | | 内(Inside) | 27 | 50.8/11364 | 56.8 | 2.39 |
| | | 46.5 | | 51.5 | 53.0 | | | | 内(Inside) | 31 | 58.6/13318 | 65.6 | 2.74 |
| 52.5 | 57.5 | 59.0 | 内(Inside) | 35 | 66.4/15091 | 74.3 | 3.10 | | | | | | |
| CL10 | 15.875 | 30.0 | 5.92 | 37.0 | 38.2 | 8.7 | 16.7 | 2.0 | 内(Inside) | 15 | 45.6/10364 | 50.6 | 2.21 |
| | | 38.0 | | 45.0 | 46.2 | | | | 内(Inside) | 19 | 58.6/13318 | 65.0 | 2.80 |
| | | 46.0 | | 53.0 | 54.2 | | | | 内(Inside) | 23 | 71.7/16295 | 79.5 | 3.39 |
| | | 54.0 | | 61.0 | 62.4 | | | | 内(Inside) | 27 | 84.7/19250 | 94.0 | 3.99 |
| | | 62.0 | | 69.0 | 70.4 | | | | 内(Inside) | 31 | 97.7/22204 | 108.4 | 4.58 |
| CL12 | 19.050 | 38.0 | 6.90 | 45.0 | 46.5 | 10.5 | 20.0 | 2.0 | 内(Inside) | 19 | 70.0/15909 | 77.6 | 3.37 |
| | | 46.0 | | 53.0 | 54.5 | | | | 内(Inside) | 23 | 86.0/19545 | 95.4 | 4.08 |
| | | 54.0 | | 61.0 | 62.8 | | | | 内(Inside) | 27 | 102.0/23182 | 113.2 | 4.78 |
| | | 62.0 | | 69.0 | 70.8 | | | | 内(Inside) | 31 | 117.0/26591 | 129.8 | 5.50 |
| | | 70.0 | | 77.0 | 78.8 | | | | 内(Inside) | 35 | 133.0/30227 | 147.6 | 6.20 |
| CL16 | 25.400 | 45.0 | 8.90 | 52.0 | 53.5 | 14.0 | 26.7 | 3.0 | 内(Inside) | 15 | 111.0/25227 | 123.2 | 5.31 |
| | | 51.0 | | 58.0 | 59.5 | | | | 内(Inside) | 17 | 125.0/28409 | 138.7 | 6.02 |
| | | 57.0 | | 64.0 | 65.5 | | | | 内(Inside) | 19 | 141.0/32045 | 156.5 | 6.37 |
| | | 69.0 | | 76.2 | 77.7 | | | | 内(Inside) | 23 | 172.0/39091 | 190.9 | 8.15 |
| | | 81.0 | | 88.2 | 89.7 | | | | 内(Inside) | 27 | 203.0/46163 | 225.3 | 9.57 |
| | | 93.0 | | 100.2 | 101.7 | | | | 内(Inside) | 31 | 235.0/53409 | 260.8 | 10.98 |
| CL20 | 31.750 | 57.0 | 10.84 | 66.6 | 69.6 | 17.5 | 33.4 | 3.0 | 内(Inside) | 19 | 165.0/37500 | 183.1 | 8.42 |
| | | 69.0 | | 78.6 | 81.6 | | | | 内(Inside) | 23 | 201.0/45681 | 223.1 | 10.19 |
| | | 81.0 | | 90.6 | 93.6 | | | | 内(Inside) | 27 | 237.0/53863 | 263.2 | 11.96 |
| | | 93.0 | | 102.6 | 105.6 | | | | 内(Inside) | 31 | 273.0/62045 | 303.0 | 13.73 |
| | | 105.0 | | 114.6 | 117.6 | | | | 内(Inside) | 35 | 310.0/70454 | 341.0 | 15.50 |
| | | 117.0 | | 126.6 | 129.6 | | | | 内(Inside) | 39 | 346.0/78636 | 380.6 | 17.27 |

内导式 Middle guide



外导式 Side guide



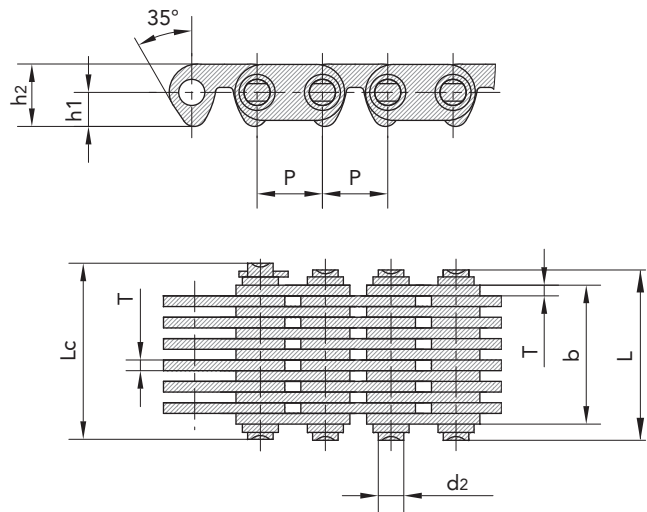
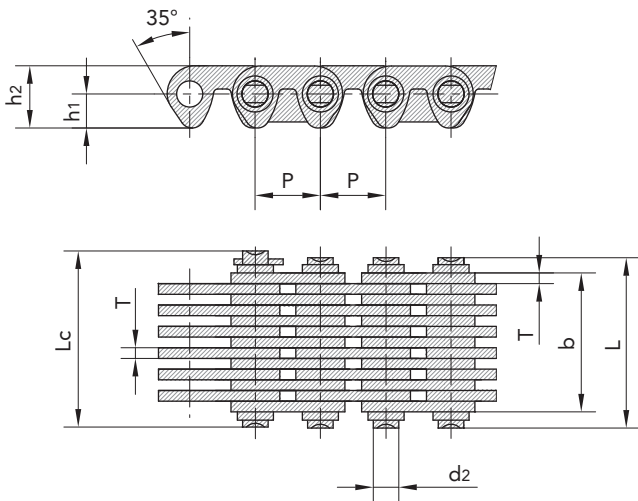
齿形链 Inverted tooth chain

内接触式齿形链 Crotch contact silent chain

| 链号 SFR | 节距 Pitch | 链宽 Chain width | 销轴直径 Pin diameter | 销轴长度 Pin length | | 孔中心到齿尖距离 Distance from hole center to tooth | 链板高度 Plate depth | 链板厚度 Plate thickness | 导向型式 Guide type | 片数 Number of pitch | 极限拉伸载荷 Ultimate tensile strength | 平均拉伸载荷 Average tensile strength | 每米长重 Weight per meter |
|---------------|-------------|--------------------|----------------------|--------------------|--------|--|---------------------|-------------------------|--------------------|-----------------------|-------------------------------------|------------------------------------|--------------------------|
| SFR Chain No. | P | b ₁ min | d ₂ max | L max | Lc max | d ₂ max | h ₂ max | T max | | Pt | Q min | Q ₀ | q |
| | mm | mm | mm | mm | mm | mm | mm | mm | | mm | kN/lbf | kN | kg/m |
| C4-120 | 12.7 | 19.5 | 5.08 | 24.5 | 26.0 | 6.62 | 12.1 | 1.5 | 内(Inside) | 13 | 20.0/4545 | 22.2 | 1.20 |
| C4-123 | | 22.5 | | 27.5 | 29.0 | | | | 内(Inside) | 15 | 23.0/5227 | 25.5 | 1.37 |
| C4-129 | | 28.5 | | 33.5 | 35.0 | | | | 内(Inside) | 19 | 28.5/6477 | 31.6 | 1.72 |
| C4-132 | | 31.5 | | 36.5 | 38.0 | | | | 内(Inside) | 21 | 31.5/7159 | 34.9 | 1.89 |
| C4-138 | | 37.5 | | 42.5 | 44.0 | | | | 内(Inside) | 25 | 38.0/8636 | 42.1 | 2.22 |
| C4-150 | | 49.5 | | 54.5 | 56.0 | | | | 内(Inside) | 33 | 50.0/11363 | 55.5 | 2.90 |
| C4-320 | 12.7 | 19.5 | 5.08 | 24.5 | 26.0 | 6.62 | 12.1 | 1.5 | 外(Outside) | 13 | 20.0/4545 | 22.2 | 1.21 |
| C4-323 | | 22.5 | | 27.5 | 29.0 | | | | 外(Outside) | 15 | 23.0/5227 | 25.5 | 1.38 |
| C4-329 | | 28.5 | | 33.5 | 35.0 | | | | 外(Outside) | 19 | 28.5/6477 | 31.6 | 1.73 |
| C4-332 | | 31.5 | | 36.5 | 38.0 | | | | 外(Outside) | 21 | 31.5/7159 | 34.9 | 1.90 |
| C4-338 | | 37.5 | | 42.5 | 44.0 | | | | 外(Outside) | 25 | 38.0/8636 | 42.1 | 2.23 |

内导式
Middle guide

外导式
Side guide



传动链
Driving Chain

曳引链
Hoisting Chain

输送链
Conveyor Chain

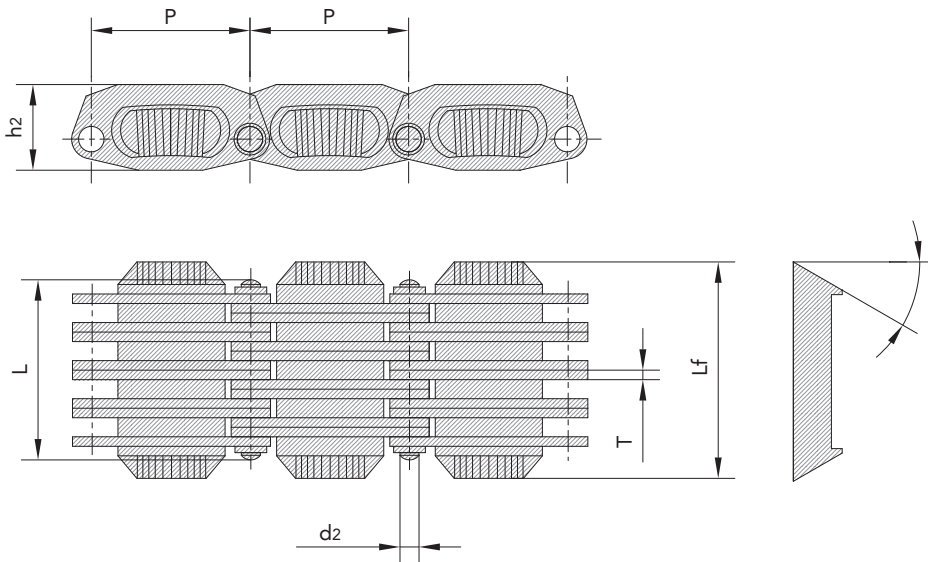
不锈钢链
Stainless Steel Chain

农机链
Agricultural Chain

PIV无级变速链 Self-tooth-forming chain (P.I.V. chain)

PIV无级变速链 Self-tooth-forming chain (P.I.V. chain)

| 链号 JB | 节距 Pitch | 销轴直径 Pin diameter | 销轴长度 Pin length | 链板高度 Plate depth | 链板厚度 Plate thickness | 摩擦片长度 With over friction plate | 摩擦片斜角 Angle of friction plate | 极限拉伸载荷 Ultimate tensile strength | 平均拉伸载荷 Average tensile strength | 每米长重 Weight per meter |
|--------------|-------------|----------------------|--------------------|---------------------|-------------------------|-----------------------------------|----------------------------------|-------------------------------------|------------------------------------|--------------------------|
| JB Chain No. | P | d ₂ max | L max | h ₂ max | T max | L _f | α | Q _{min} | Q ₀ | q |
| | mm | mm | mm | mm | mm | mm | | kN/lbf | kN | kg/m |
| A0 | 18.75 | 3.00 | 19.5 | 9.5 | 1.0 | 24.0 | 15° | 9.0/2045 | 9.9 | 1.00 |
| A1(A2) | 25.00 | 3.00 | 30.1 | 13.5 | 1.5 | 37.8 | 15° | 21.0/4772 | 23.3 | 2.23 |
| A3 | 28.60 | 3.00 | 35.3 | 16.0 | 1.5 | 44.2 | 15° | 38.5/8750 | 42.7 | 3.04 |
| A4 | 36.00 | 4.00 | 48.5 | 20.5 | 1.5 | 58.5 | 15° | 61.5/13977 | 68.2 | 5.54 |
| A5 | 36.00 | 4.00 | 60.5 | 20.5 | 1.5 | 70.0 | 15° | 71.0/16136 | 78.8 | 6.70 |

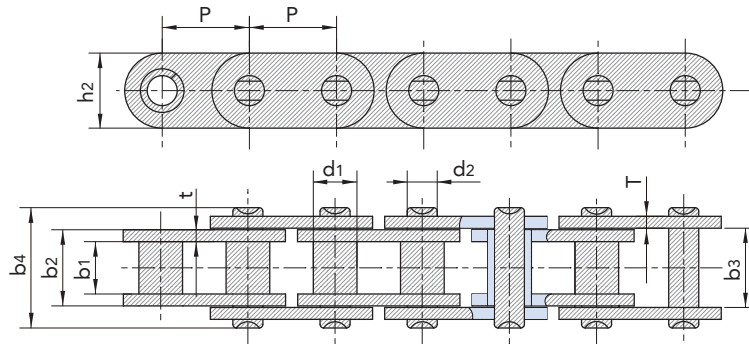


摩托车正时链 Motorcycle timing chain

摩托车正时链 Motorcycle timing chain

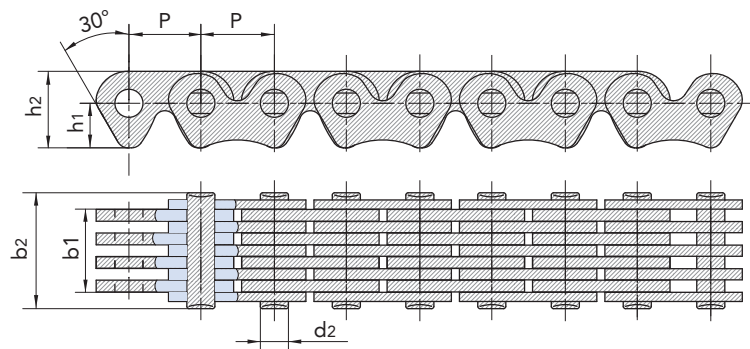
| 链号 SFR | 节距 Pitch | 内节内宽 Width between inner plates | 滚子直径 Roller diameter | 销轴直径 Pin diameter | 销轴长度 Pin length | 链板高度 Plate depth | 极限拉伸载荷 Ultimate tensile strength | 平均拉伸载荷 Average tensile strength | 每米长重 Weight per meter |
|---------------------|-------------|--|----------------------------|-------------------------|-----------------------|------------------------|---|--|--------------------------------|
| SFR Chain No. | P | b ₁ min | d ₁ max | d ₂ max | L max | h ₂ max | Q min | Q ₀ | q |
| | mm | mm | mm | mm | mm | mm | kN | kN | kg/m |
| *25 | 6.35 | 3.1 | 3.3 | 2.31 | 7.8 | 5.9 | 3.5 | 4.2 | 0.13 |
| *25H | 6.35 | 3.1 | 3.3 | 2.31 | 9.0 | 5.9 | 4.8 | 5.2 | 0.16 |
| *25SH | 6.35 | 3.1 | 3.3 | 2.01 | 9.0 | 5.9 | 5.2 | 5.5 | 0.17 |

*直链板
*Straight side plates



摩托车发动机链 Motorcycle engine chain

| 链号 SFR | 节距 Pitch | 链条宽度 Chain width | 销轴直径 Pin diameter | 销轴长度 Pin length | 孔到齿距 Distance from hole center to tooth | 链板高度 Plate depth | 链板厚度 Plate thickness | 指南形式 Guide form | 数量板块 Number or plates | 极限拉伸载荷 Ultimate tensile strength | 平均拉伸载荷 Average tensile strength | 每米长重 Weight per meter |
|---------------------|-------------|------------------------|-------------------------|-----------------------|--|------------------------|----------------------------|-----------------------|-----------------------------|---|--|--------------------------------|
| SFR Chain No. | P | b min | d ₂ max | b ₄ max | h ₁ | h ₂ max | T/t max | | n | Q min | Q ₀ | q |
| | mm | mm | mm | mm | mm | mm | mm | | | kN | kN | kg/m |
| SCR04 2x3 | 6.35 | 3.10 | 2.4 | 6.1 | 3.89 | 6.88 | 1.03/0.8 | Out Side | 5 | 5.0 | 5.5 | 0.173 |
| SCR04 3x4 | 6.35 | 5.20 | 2.4 | 8.3 | 3.89 | 6.88 | 1.03/0.8 | Out Side | 7 | 7.6 | 8.2 | 0.248 |
| SCR04 4x5 | 6.35 | 7.20 | 2.4 | 10.4 | 3.89 | 6.88 | 1.03/0.8 | Out Side | 9 | 9.5 | 10.5 | 0.340 |
| SCR04 5x6 | 6.35 | 9.20 | 2.4 | 13.2 | 3.89 | 6.88 | 1.03/0.8 | Out Side | 11 | 11.8 | 12.8 | 0.410 |
| SCR04 6x7 | 6.35 | 11.25 | 2.4 | 15.4 | 3.89 | 6.88 | 1.03/0.8 | Out Side | 13 | 13.8 | 14.6 | 0.486 |



摩托车链条 Motorcycle chain

Standard

| 链号 SFR | 节距 Pitch | 类型 Bush Type | 宽度 Width | 销轴直径 Pin diameter | 销轴长度 Pin length | 滚子直径 Roller length | 链板厚度 Plate thickness | | 拉伸 Tensile | 重量 Weight |
|---------------|-------------|-----------------|-------------|----------------------|--------------------|-----------------------|-------------------------|------------|---------------|--------------|
| | | | | | | | 内 Inner | 外 Outer | | |
| SFR Chain No. | mm | | mm | mm | mm | mm | mm | mm | kN | kg/m |
| 420 | 12.700 | Curled | 6.35 | 3.96 | 14.7 | 7.77 | 1.50 | 1.50 | 16.0 | 0.55 |
| 428 | 12.700 | Curled | 7.75 | 4.45 | 16.3 | 8.51 | 1.55 | 1.55 | 17.8 | 0.71 |
| 520 | 15.875 | Curled | 6.35 | 5.08 | 17.5 | 10.14 | 2.03 | 2.03 | 26.5 | 0.89 |
| 528 | 15.875 | Curled | 7.94 | 5.08 | 19.4 | 10.14 | 2.03 | 2.03 | 26.5 | 0.93 |
| 530 | 15.875 | Curled | 9.35 | 5.08 | 20.7 | 10.14 | 2.03 | 2.03 | 26.5 | 1.09 |
| 630 | 19.050 | Curled | 9.50 | 5.94 | 22.7 | 11.91 | 2.40 | 2.40 | 35.0 | 1.50 |



Reinforced

| 链号 SFR | 节距 Pitch | 类型 Bush Type | 宽度 Width | 销轴直径 Pin diameter | 销轴长度 Pin length | 滚子直径 Roller length | 链板厚度 Plate thickness | | 拉伸 Tensile | 重量 Weight |
|---------------|-------------|-----------------|-------------|----------------------|--------------------|-----------------------|-------------------------|------------|---------------|--------------|
| | | | | | | | 内 Inner | 外 Outer | | |
| SFR Chain No. | mm | | mm | mm | mm | mm | mm | mm | kN | kg/m |
| 415H | 12.700 | Curled | 4.76 | 3.96 | 13.00 | 7.76 | 1.50 | 1.50 | 15.6 | 0.50 |
| 420H | 12.700 | Curled | 6.35 | 3.96 | 16.00 | 7.77 | 1.80 | 1.80 | 17.0 | 0.69 |
| 428H | 12.700 | Curled | 7.94 | 4.45 | 18.75 | 8.51 | 2.03 | 2.03 | 20.8 | 0.79 |
| 520H | 15.875 | Curled | 6.35 | 5.08 | 19.10 | 10.14 | 2.40 | 2.40 | 28.0 | 0.96 |
| 526H | 15.875 | Curled | 7.94 | 5.08 | 20.80 | 10.14 | 2.40 | 2.40 | 28.0 | 1.00 |
| 530H | 15.875 | Curled | 9.53 | 5.08 | 22.10 | 10.14 | 2.40 | 2.40 | 28.0 | 1.15 |

常规标准型和加强型摩键是经济型摩托车链条。标准型和加强型链条采用的是有缝小管，主要用于普通公路摩托车及正常道路上行驶的摩托车。

外片颜色主要有：本色，喷丸，发蓝，发黄

Standard and Reinforced are economic motorcycle chain lines, designed for non-professional motorcycles with medium and low capacity (up to 250cc and mopeds). With curled bushing.

Outer plate colors available: steel, black, blue, yellow.

摩托车链条 Motorcycle chain

Professional

| 链号 SFR | 节距 Pitch | 类型 Bush Type | 宽度 Width | 销轴直径 Pin diameter | 销轴长度 Pin length | 滚子直径 Roller length | 链板厚度 Plate thickness | | 拉伸 Tensile | 重量 Weight |
|---------------|-------------|-----------------|-------------|----------------------|--------------------|-----------------------|-------------------------|------------|---------------|--------------|
| | | | | | | | 内 Inner | 外 Outer | | |
| SFR Chain No. | mm | | mm | mm | mm | mm | mm | mm | kN | kg/m |
| 415P | 12.700 | Solid | 4.76 | 3.96 | 13.00 | 7.76 | 1.50 | 1.50 | 15.6 | 0.50 |
| 420P | 12.700 | Solid | 6.40 | 3.96 | 15.50 | 7.77 | 1.60 | 1.60 | 16.0 | 0.55 |
| 428P | 12.700 | Solid | 7.75 | 4.45 | 16.70 | 8.51 | 1.60 | 1.60 | 17.8 | 0.71 |
| 520P | 15.875 | Solid | 6.35 | 5.08 | 19.10 | 10.14 | 2.40 | 2.40 | 28.0 | 0.96 |
| 530P | 15.875 | Solid | 9.53 | 5.08 | 22.10 | 10.14 | 2.40 | 2.40 | 28.0 | 1.15 |

P系列摩托车链条采用无缝小管，为满足客户特殊需要特别定制。

外片颜色主要有：镀铜；镀镍。

Professional chains are designed for specific demanding applications such as motocross, trial, etc.

They are suitable for almost all types of applications up to 250cc.

With solid bushing.

Outer plate colors available: golden, silver.



Super

| 链号 SFR | 节距 Pitch | 类型 Bush Type | 宽度 Width | 销轴直径 Pin diameter | 销轴长度 Pin length | 滚子直径 Roller length | 链板厚度 Plate thickness | | 拉伸 Tensile | 重量 Weight |
|---------------|-------------|-----------------|-------------|----------------------|--------------------|-----------------------|-------------------------|------------|---------------|--------------|
| | | | | | | | 内 Inner | 外 Outer | | |
| SFR Chain No. | mm | | mm | mm | mm | mm | mm | mm | kN | kg/m |
| 415S | 12.700 | Solid | 4.76 | 3.96 | 13.0 | 7.76 | 1.50 | 1.50 | 15.6 | 0.50 |
| 420S | 12.700 | Solid | 6.40 | 3.96 | 15.5 | 7.77 | 1.60 | 1.60 | 16.0 | 0.55 |
| 428S | 12.700 | Solid | 7.94 | 4.45 | 18.4 | 8.51 | 2.03 | 1.85 | 20.8 | 0.79 |
| 520S | 15.875 | Solid | 6.35 | 5.08 | 19.1 | 10.14 | 2.40 | 2.40 | 28.0 | 0.96 |
| 530S | 15.875 | Solid | 9.53 | 5.08 | 22.1 | 10.14 | 2.40 | 2.40 | 28.0 | 1.15 |

S系列摩托车链条采用无缝小管和特制滚子，具有超强耐磨性能和抗拉性能，

从而使得S系列链条不但适用于普通摩托车，在一定条件下，也可以作为密封圈链条的替代品使用。

外片颜色主要有：镀铜；镀镍。

Super are extra reinforced chains, to perform with excellent response to wear and elongation.

Suitable for standard as well as racing applications whenever o-ring chain is not required.

With solid bushing and through-hardened rollers.

Outer plate colors available: golden, silver.

摩托车链条 Motorcycle chain

HD Non - O - Ring

| 链号 SFR | 节距 Pitch | 类型 Bush Type | 宽度 Width | 销轴直径 Pin diameter | 销轴长度 Pin length | 滚子直径 Roller length | 链板厚度 Plate thickness | | 拉伸 Tensile | 重量 Weight |
|---------------|-------------|-----------------|-------------|----------------------|--------------------|-----------------------|-------------------------|------------|---------------|--------------|
| | | | | | | | 内 Inner | 外 Outer | | |
| SFR Chain No. | mm | | mm | mm | mm | mm | mm | mm | kN | kg/m |
| 428HD | 12.700 | Solid | 7.94 | 4.45 | 18.75 | 8.51 | 2.03 | 2.03 | 23.8 | 0.79 |
| 520HD | 15.875 | Solid | 6.35 | 5.24 | 19.15 | 10.16 | 2.40 | 2.40 | 34.0 | 0.96 |
| 525HD | 15.875 | Solid | 7.94 | 5.24 | 20.90 | 10.16 | 2.40 | 2.40 | 34.0 | 1.00 |
| 530HD | 15.875 | Solid | 9.53 | 5.24 | 22.10 | 10.16 | 2.40 | 2.40 | 34.0 | 1.15 |
| 630HD | 19.050 | Solid | 9.50 | 5.94 | 25.90 | 11.91 | 2.25 | 3.25 | 45.0 | 1.94 |

高强度HD系列链条主要用于越野摩托车。采用升级的合金钢，通过独特的热处理工艺，高强度HD系列链条在越野骑草上有很好的表现。

外片颜色主要有：镀铜；镀镍。

HD Non - O - ring chains are designed for off - road applications.

They perform perfect against rugged terrain riding.

With upgraded alloy steel parts, subject to exclusive heat - treatment process.

Outer plate colors available: golden, silver.

O - Ring

| 链号 SFR | 节距 Pitch | 类型 Bush Type | 宽度 Width | 销轴直径 Pin diameter | 销轴长度 Pin length | 滚子直径 Roller length | 链板厚度 Plate thickness | | 拉伸 Tensile | 重量 Weight |
|---------------|-------------|-----------------|-------------|----------------------|--------------------|-----------------------|-------------------------|------------|---------------|--------------|
| | | | | | | | 内 Inner | 外 Outer | | |
| SFR Chain No. | mm | | mm | mm | mm | mm | mm | mm | kN | kg/m |
| 520-O | 15.875 | Solid | 6.35 | 5.24 | 20.8 | 10.16 | 2.03 | 2.03 | 30.4 | 0.94 |
| 525-O | 15.875 | Solid | 7.94 | 5.24 | 22.5 | 10.16 | 2.03 | 2.03 | 30.4 | 0.98 |
| 530-O | 15.875 | Solid | 9.50 | 5.24 | 23.8 | 10.16 | 2.03 | 2.03 | 30.4 | 1.11 |
| 420H-O | 12.700 | Solid | 6.35 | 3.96 | 18.7 | 7.77 | 1.80 | 1.80 | 17.5 | 0.75 |
| 428H-O | 12.700 | Solid | 7.94 | 4.45 | 21.6 | 8.51 | 2.20 | 2.20 | 23.8 | 0.85 |
| 520H-O | 15.875 | Solid | 6.35 | 5.24 | 22.0 | 10.16 | 2.40 | 2.40 | 34.0 | 1.00 |
| 525H-O | 15.875 | Solid | 7.94 | 5.24 | 23.8 | 10.16 | 2.40 | 2.40 | 34.0 | 1.12 |
| 530H-O | 15.875 | Solid | 9.60 | 5.24 | 25.4 | 10.16 | 2.40 | 2.40 | 34.0 | 1.20 |

油封链O - Ring型链条实现了销轴和小管永久的润滑密封，这也保证了链条更长的使用寿命和最小的磨损。

采用了无缝小管，高质量的销轴原料和四边柳头设计，提供标准型O型圈链条和加强型O型圈链条。

但是主推的是加强型O型圈链条，因为它的使用范围更加广阔。

外片颜色主要有：镀铜；镀镍

链片颜色高：红色，黄色，橙色，绿色，蓝色

O - ring chain provide permanent lubrication sealing between pin and bush, thus ensuring longer lifetime and minimum maintenance.

With solid bushing, high quality pin material,

4 - side riveting both in standard and reinforced (H) O - ring chains.

Outer plate colors available: golden, silver.

Painted plate colors available: red, yellow, orange, green, blue.



摩托车链条 Motorcycle chain

X - Ring

| 链号 SFR | 节距 Pitch | 类型 Bush Type | 宽度 Width | 销轴直径 Pin diameter | 销轴长度 Pin length | 滚子直径 Roller length | 链板厚度 Plate thickness | | 拉伸 Tensile | 重量 Weight |
|---------------|-------------|-----------------|-------------|----------------------|--------------------|-----------------------|-------------------------|------------|---------------|--------------|
| | | | | | | | 内 Inner | 外 Outer | | |
| SFR Chain No. | mm | | mm | mm | mm | mm | mm | mm | kN | kg/m |
| 428H-X | 12.700 | Solid | 7.94 | 4.45 | 21.60 | 8.51 | 2.20 | 2.03 | 23.8 | 0.85 |
| 520H-X | 15.875 | Solid | 6.35 | 5.24 | 22.00 | 10.16 | 2.40 | 2.40 | 34.0 | 1.00 |
| 525H-X | 15.875 | Solid | 7.94 | 5.24 | 23.80 | 10.16 | 2.40 | 2.40 | 34.0 | 1.12 |
| 530H-X | 15.875 | Solid | 9.60 | 5.24 | 25.40 | 10.16 | 2.40 | 2.40 | 34.0 | 1.20 |

X-Ring 链条专门设计用于高功率的摩托车和旅行车。

由于采用了X型密封圈，链条中的润滑油可以永久封存在链条内部，从而减小链条零件之间的摩擦。

因此，相对于传统O-Ring链条而言，SFR的X-Ring链条使用时声音更小，运动更平稳，啮合更紧密，这也同时使得链条的使用寿命更为长久。

外片颜色可选：镀镉，镀镍

链片颜色可选：红色，黄色，橙色，绿色，蓝色

X-ring chains are specially designed for use on high powered as well as touring bikes.

With a special 4-lips seal ring, lubrication is safely sealed inside the chain during its lifetime.

With low frictional resistance, X-ring chains operate much softer and cooler, and engage better than traditional O-ring chain.

At the same time, X-ring considerably increases the lifetime of the chain as well.

Outer plate colors available: golden, silver.

Painted plate colors available: red, yellow, orange, green, blue.



传动链
Driving Chain

曳引链
Hoisting Chain

输送链
Conveyor Chain

不锈钢链
Stainless Steel Chain

农机链
Agricultural Chain

摩托车链条 Motorcycle chain

Super O – Ring

| 链号 SFR | 节距 Pitch | 类型 Bush Type | 宽度 Width | 销轴直径 Pin diameter | 销轴长度 Pin length | 滚子直径 Roller length | 链板厚度 Plate thickness | | 拉伸 Tensile | 重量 Weight |
|---------------|-------------|-----------------|-------------|----------------------|--------------------|-----------------------|-------------------------|------------|---------------|--------------|
| | | | | | | | 内 Inner | 外 Outer | | |
| SFR Chain No. | mm | | mm | mm | mm | mm | mm | mm | kN | kg/m |
| 520-SO | 15.875 | Solid | 6.35 | 5.24 | 20.60 | 10.16 | 2.03 | 2.03 | 36.0 | 0.94 |
| 525-SO | 15.875 | Solid | 7.94 | 5.24 | 22.50 | 10.16 | 2.03 | 2.40 | 36.0 | 0.98 |
| 530-SO | 15.875 | Solid | 9.50 | 5.24 | 23.80 | 10.16 | 2.03 | 2.40 | 36.0 | 1.11 |
| 420H-SO | 12.700 | Solid | 6.35 | 3.96 | 18.70 | 7.77 | 1.80 | 1.80 | 23.0 | 0.75 |
| 428H-SO | 12.700 | Solid | 7.94 | 4.45 | 21.60 | 8.51 | 2.20 | 2.20 | 28.0 | 0.85 |
| 520H-SO | 15.875 | Solid | 6.35 | 5.24 | 22.00 | 10.16 | 2.40 | 2.40 | 43.0 | 1.00 |
| 525H-SO | 15.875 | Solid | 7.94 | 5.24 | 23.80 | 10.16 | 2.40 | 2.40 | 43.0 | 1.12 |
| 530H-SO | 15.875 | Solid | 9.60 | 5.24 | 25.40 | 10.16 | 2.40 | 2.40 | 43.0 | 1.20 |

为了满足高层客户的需求，特别开发了超级O型圈链条。
所有的零件都是采用来自日本最好的合金钢，采用特殊表面化的销轴，
超级O型圈链条有着更强的拉伸力和更长的使用寿命。

外片颜色可选：镀镉，镀镍

链片颜色可选：红色，黄色，橙色，绿色，蓝色

To meet with customers' high level requirements,
we specially developed Super O-ring chain,
which achieves much stronger tensile strength and even longer lifetime,
thanks to the best alloy steel from Japan, and special surface treated pins.

Outer plate colors available: golden, silver.

Painted plate colors available: red, yellow, orange, green, blue.

ATV

| 链号 SFR | 节距 Pitch | 类型 Bush Type | 宽度 Width | 销轴直径 Pin diameter | 销轴长度 Pin length | 滚子直径 Roller length | 链板厚度 Plate thickness | | 拉伸 Tensile | 重量 Weight |
|---------------|-------------|-----------------|-------------|----------------------|--------------------|-----------------------|-------------------------|------------|---------------|--------------|
| | | | | | | | 内 Inner | 外 Outer | | |
| SFR Chain No. | mm | | mm | mm | mm | mm | mm | mm | kN | kg/m |
| 428-X | 12.700 | Solid | 7.94 | 4.45 | 21.60 | 8.51 | 2.20 | 2.03 | 23.8 | 0.85 |
| 520-X | 15.875 | Solid | 6.35 | 5.24 | 22.00 | 10.16 | 2.40 | 2.40 | 34.0 | 1.00 |

ATV链条采用低摩擦、长寿命的X-Ring，它适用于各类四轮摩托车，并且性能优良。

外片颜色可选：镀镉，镀镍

链片颜色可选：红色，黄色，橙色，绿色，蓝色

ATV (All-Terrain Vehicle) chains use low friction and long lifetime X-ring,
and they are specially indicated for all quad types.

Outer plate colors available: golden, silver.

Painted plate colors available: red, yellow, orange, green, blue.

汽车发动机正时滚子链 Automotive engine timing roller chain

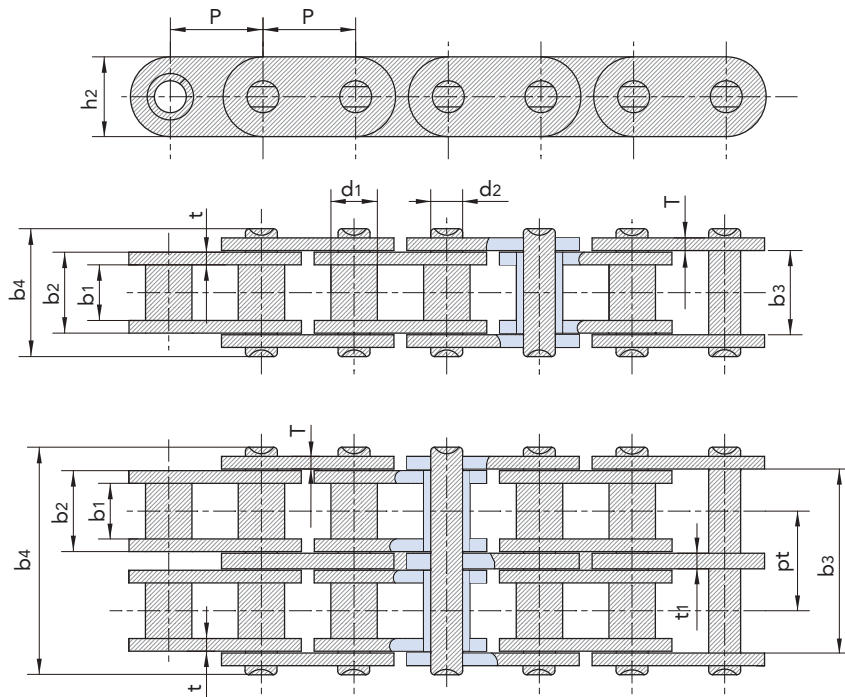
汽车发动机正时滚子链 Automotive engine timing roller chain

| 链号 SFR | 节距 Pitch | 排距 Transverse Pitch | 销轴直径 Pin diameter | 滚子直径 Roller diameter | 链板高度 Pin depth | 内节内宽 Width between inner plates | 内节内宽 Width between inner plates | 外节内宽 Width between out plates | 销轴长度 Pin length | 极限拉伸载荷 Ultimate tensile strength | 每米长重 Weight per meter |
|---------------|-------------|------------------------|----------------------|-------------------------|-------------------|------------------------------------|------------------------------------|----------------------------------|--------------------|-------------------------------------|--------------------------|
| SFR Chain No. | P | P | d1 max | d2 max | h2 max | b1 min | b2 min | b3 max | b4 min | Q min | q |
| | mm | mm | mm | mm | mm | mm | mm | mm | kN | kN | kg/m |
| 06BT-1 | 9.525 | - | 3.28 | 6.35 | 8.2 | 5.72 | 8.53 | 8.66 | 12.50 | 9.0 | 0.396 |
| 06BT-2 | 9.525 | 10.24 | 3.28 | 6.35 | 8.2 | 5.72 | 8.53 | 18.90 | 22.90 | 16.9 | 0.738 |
| 06BN-1 | 9.525 | - | 3.28 | 6.35 | 8.2 | 3.81 | 6.72 | 6.85 | 10.60 | 10.0 | 0.350 |
| 06BH-1 | 9.525 | - | 3.28 | 6.35 | 8.2 | 5.72 | 8.92 | 9.65 | 13.90 | 10.0 | 0.427 |
| 06BH-2 | 9.525 | 11.30 | 3.28 | 6.35 | 8.2 | 5.72 | 8.92 | 20.80 | 25.20 | 18.0 | 0.812 |
| 06BH.a-1 | 9.525 | 11.55 | 3.28 | 6.35 | 8.2 | 5.72 | 8.92 | 21.20 | 25.50 | 22.4 | 0.820 |
| 05E-1 | 8.000 | - | 3.05 | 5.65 | 7.6 | 4.60 | 7.40 | 8.10 | 12.15 | 7.8 | 0.350 |
| 05H-1 | 8.000 | - | 3.05 | 5.65 | 7.6 | 4.60 | 7.40 | 7.60 | 12.15 | 8.0 | 0.368 |
| 05H-2 | 8.000 | 9.00 | 3.05 | 5.65 | 7.6 | 4.60 | 7.40 | 16.50 | 21.10 | 14.9 | 0.757 |
| 05BT-1 | 8.000 | - | 2.31 | 5.00 | 7.1 | 3.00 | 4.77 | 4.90 | 8.60 | 4.4 | 0.320 |
| 05BT-2 | 8.000 | 5.64 | 2.31 | 5.00 | 7.1 | 3.00 | 4.77 | 10.60 | 14.30 | 7.8 | 0.700 |

汽车发动机正时套筒链主要应用于柴油发动机正时系统、平衡轴系统，是发动机关键的零部件，与滚子链相比，结构简单，具备较高的磨损性能。

As a key component of an engine, automotive engine timing bush chain is mainly applied to systems, like diesel engine timing system, balance shaft system.

Compared with roller chain, it is simpler in structure and higher in wear-resistance.



汽车发动机正时套筒链 Automotive engine timing bush chain

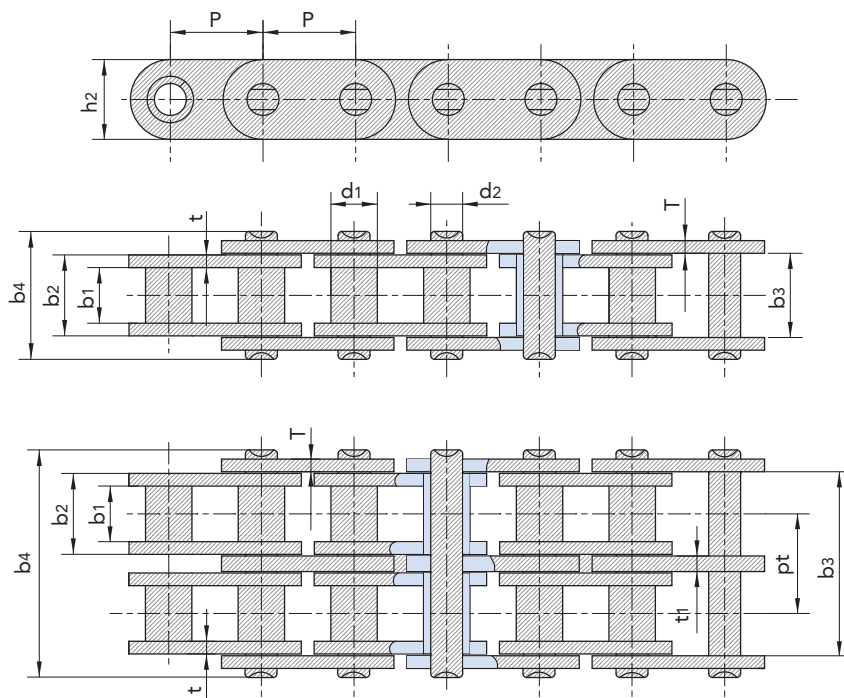
汽车发动机正时套筒链 Automotive engine timing bush chain

| 链号 SFR | 节距 Pitch | 排距 Transverse Pitch | 销轴直径 Pin diameter | 滚子直径 Roller diameter | 链板高度 Plate depth | 内节内宽 Width between inner plates | 内节内宽 Width between inner plates | 外节内宽 Width between out plates | 销轴长度 Pin length | 极限拉伸载荷 Ultimate tensile strength | 每米长重 Weight per meter |
|---------------|-------------|------------------------|----------------------|-------------------------|---------------------|------------------------------------|------------------------------------|----------------------------------|--------------------|-------------------------------------|--------------------------|
| SFR Chain No. | P | P | d1 max | d2 max | h2 max | b1 min | b2 min | b3 max | b4 min | Q min | q |
| | mm | mm | mm | mm | mm | mm | mm | mm | kN | kN | kg/m |
| 04M-1 | 7.000 | - | 4.00 | 2.70 | 6.8 | 3.50 | 6.10 | 6.15 | 9.65 | 5.00 | 0.251 |
| 04M-2 | 7.000 | 7.70 | 4.00 | 2.70 | 6.8 | 3.50 | 6.10 | 13.90 | 17.70 | 12.00 | 0.520 |
| 219HT-1 | 7.774 | - | 4.59 | 3.00 | 7.5 | 4.90 | 7.50 | 7.55 | 11.50 | 7.80 | 0.3125 |
| T8F-1 | 8.000 | - | 4.69 | 3.28 | 7.6 | 4.80 | 7.60 | 7.70 | 11.60 | 7.84 | 0.375 |
| 05CT-1 | 8.000 | - | 5.00 | 3.15 | 7.6 | 4.76 | 7.66 | 7.60 | 11.70 | 8.00 | 0.321 |
| 05D-2 | 8.000 | 9.50 | 5.63 | 3.96 | 8.0 | 4.70 | 7.50 | 17.45 | 22.30 | 11.80 | 0.762 |
| C06C-2 | 9.525 | 10.13 | 5.08 | 3.58 | 8.7 | 4.68 | 7.47 | 17.65 | 22.50 | 15.80 | 0.810 |
| 06CT-1 | 9.525 | - | 6.38 | 4.45 | 9.6 | 5.70 | 8.70 | 8.80 | 13.50 | 10.00 | 0.523 |
| 06CN-1 | 9.525 | - | 6.38 | 4.45 | 9.6 | 3.80 | 6.80 | 6.90 | 10.70 | 9.00 | 0.425 |
| 06CB-1 | 9.525 | - | 6.38 | 4.45 | 9.6 | 5.70 | 8.70 | 8.80 | 12.90 | 9.00 | 0.4728 |
| 06CG-1 | 9.525 | - | 6.38 | 4.45 | 9.6 | 5.72 | 9.60 | 10.20 | 15.00 | 15.00 | 0.592 |
| 06CT-2 | 9.525 | 10.24 | 6.38 | 4.45 | 9.6 | 5.72 | 8.70 | 19.00 | 23.80 | 19.00 | 0.930 |
| 06CT.a-2 | 9.525 | 9.30 | 6.38 | 4.45 | 9.6 | 4.35 | 7.55 | 16.80 | 21.70 | 20.00 | 0.887 |
| 06CN.a-2 | 9.525 | 8.20 | 6.38 | 4.45 | 9.6 | 3.75 | 6.55 | 14.70 | 18.50 | 18.00 | 0.760 |
| 06D-2 | 9.525 | 9.60 | 6.38 | 4.45 | 9.6 | 4.35 | 7.55 | 20.10 | 25.00 | 18.00 | 0.925 |

汽车发动机正时套筒链主要应用于柴油发动机正时系统、平衡轴系统，是发动机关键的零部件，与滚子链相比，结构简单，具备较高的磨损性能。

As a key component of an engine, automotive engine timing bush chain is mainly applied to systems, like diesel engine timing system, balance shaft system.

Compared with roller chain, it is simpler in structure and higher in wear - resistance.



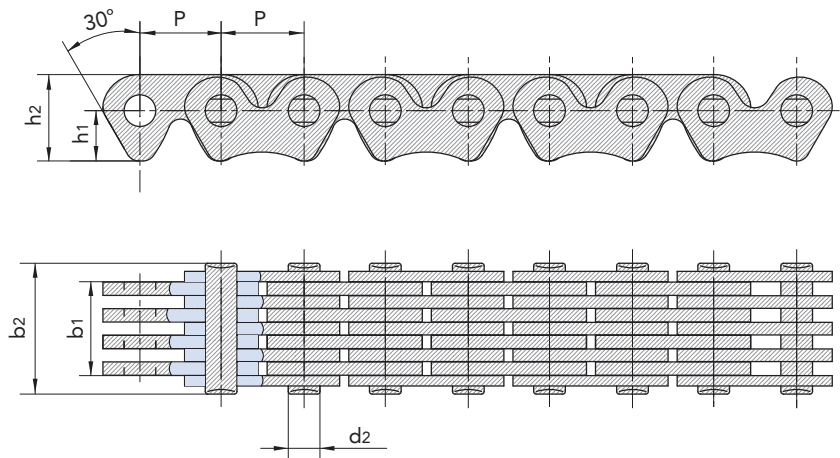
汽车发动机正时静音链 Automotive engine timing silent chain

汽车发动机正时静音链 Automotive engine timing silent chain

| 链号 SFR | 节距 Pitch | 组合方式 Compound mode | 销轴直径 Pin diameter | 链板高度 Plate depth | 异板链节内宽 Width between inner plates | 销轴长度 Pin length | 极限拉伸载荷 Ultimate tensile strength | 每米长重 Weight per meter |
|---------------|-------------|-----------------------|----------------------|---------------------|--------------------------------------|--------------------|-------------------------------------|--------------------------|
| SFR Chain No. | P | P | d1 max | h1 max | b1 min | b2 max | Q min | q |
| | mm | mm | mm | mm | mm | kN | kN | kg/m |
| SCR04F-9 | 6.350 | 4 x 5 | 2.25 | 6.98 | 8.80 | 12.20 | 12.5 | 0.406 |
| SCR04G-9 | 6.350 | 4 x 5 | 2.40 | 6.70 | 7.75 | 11.00 | 10.8 | 0.348 |
| SCR04H-9 | 6.350 | 4 x 5 | 2.52 | 6.80 | 8.55 | 11.80 | 13.5 | 0.391 |
| SCR04E-9 | 6.350 | 4 x 5 | 2.40 | 6.70 | 7.15 | 10.40 | 9.8 | 0.267 |
| CL04H-9 | 6.350 | 4 x 5 | 2.52 | 7.15 | 8.60 | 12.70 | 11.2 | 0.421 |
| CL04Y-9 | 6.350 | 4 x 5 | 2.52 | 8.20 | 11.10 | 15.40 | 15.2 | 0.560 |
| CL04-9 | 6.350 | 4 x 5 | 2.52 | 7.10 | 8.70 | 12.20 | 12.5 | 0.442 |
| SC3-8 | 7.620 | 4 x 4 | 2.78 | 8.95 | 7.90 | 11.78 | 11.2 | 0.460 |
| SCR05F-8 | 8.000 | 4 x 4 | 2.91 | 9.35 | 8.00 | 11.70 | 12.0 | 0.500 |
| SCR05-9 | 8.000 | 4 x 5 | 3.05 | 8.25 | 8.90 | 13.10 | 12.0 | 0.523 |
| SCR05-15 | 8.000 | 7 x 8 | 3.05 | 8.25 | 17.00 | 21.00 | 23.5 | 0.866 |
| SCR08E-8 | 9.525 | 4 x 4 | 3.78 | 9.90 | 9.40 | 13.20 | 14.0 | 0.634 |

汽车发动机正时静音链主要应用于汽车发动机正时系统，是发动机关键的零部件，具备较高强度、耐久性和静音性等优点。

Automotive engine timing silent chain is mainly applied to automotive engine timing system, is a key component of an engine. It has advantages of high strength, durability and silence.



传动链
Driving Chain

曳引链
Hoisting Chain

输送链
Conveyor Chain

不锈钢链
Stainless Steel Chain

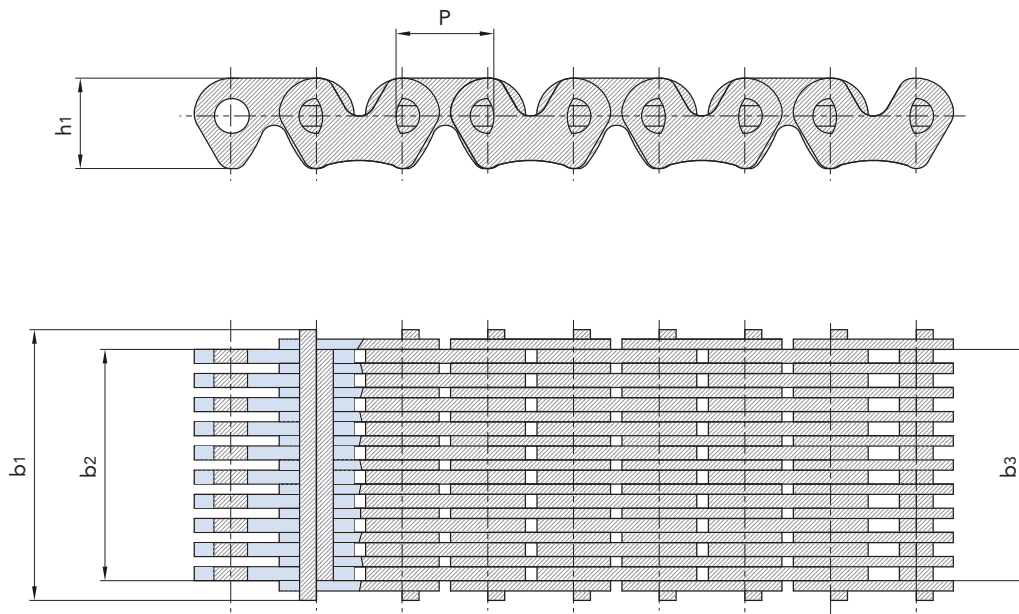
农机链
Agricultural Chain

滚销式静音链 Rocker joint type silent chain

滚销式静音链 Rocker joint type silent chain

| 链号 SFR | 节距 Pitch | 组合方式 Compound mode | 短销直径 Short pin length | 长销长度 Long pin length | 整链高度 Height of chain | 极限拉伸载荷 Ultimate tensile strength |
|---------------|-------------|-----------------------|--------------------------|-------------------------|-------------------------|-------------------------------------|
| SFR Chain No. | P | P | b ₁ max | b ₂ max | q | Q min |
| | mm | mm | mm | kN | kg/m | kN |
| HV06-9 | 9.5250 | 4 x 5 | 10.48 | 14.06 | 12.25 | 26.5 |
| HV08-21 | 11.0388 | 10 x 11 | 29.80 | 34.00 | 14.95 | 73.0 |

滚销式静音链主要用于四轮驱动分动箱和变速箱驱动系统，是驱动系统的核心部件。滚销式静音链设计采用特殊的双滚销啮合理论，其机构不同于普通的圆销式静音链，达到降低多边形效应和噪声，具备高强度、高耐磨和传递大扭矩等多种工况使用的优越性能。Rocker joint type silent chain is mainly used for four-wheel drive transfer case and gearbox drive system, which is the core component for the drive system. Special rocker joint pin dual-meshing design makes its structure different from the ordinary round pin type silent chain and thus reducing the polygon effect and noise effectively. This chain has superior performance with high strength, high wear resistance and high torque transmission in different conditions.



圆销式静音链 Round pin type silent chain

圆销式静音链 Round pin type silent chain

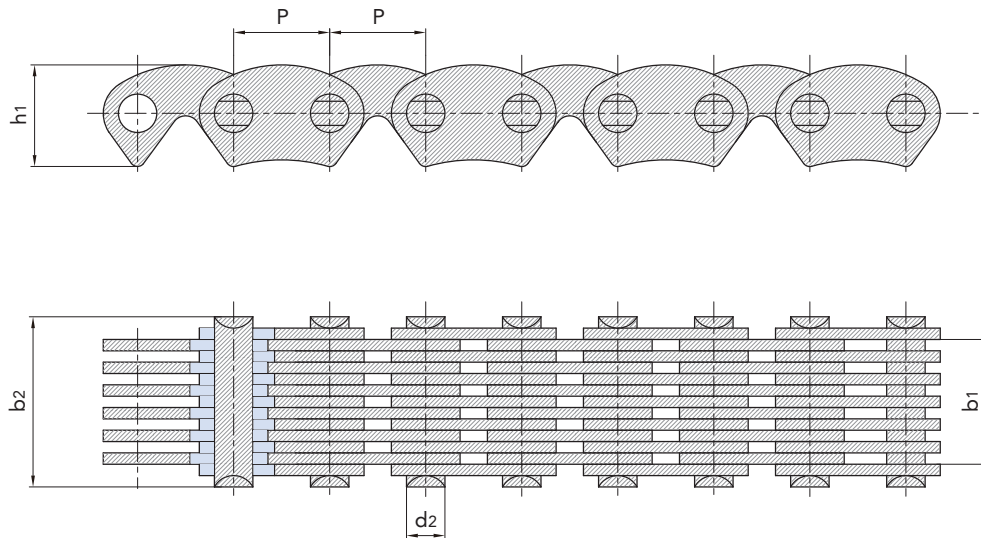
| 链号 SFR | 节距 Pitch | 组合方式 Compound mode | 销轴直径 Pin diameter | 链板高度 Plate depth | 异板链节内宽 Width between inner plates | 销轴长度 Pin length | 极限拉伸载荷 Ultimate tensile strength | 每米长重 Weight per meter |
|---------------|-------------|-----------------------|----------------------|---------------------|--------------------------------------|--------------------|-------------------------------------|--------------------------|
| SFR Chain No. | P | P | d ₂ max | h ₁ max | b ₁ min | b ₂ max | Q min | q |
| | mm | mm | mm | mm | mm | kN | kN | kg/m |
| SC06-9 | 9.525 | 4 x 5 | 3.58 | 11.6 | 10.80 | 16.0 | 18.5 | 0.81 |
| SC06-11 | 9.525 | 5 x 6 | 3.58 | 11.6 | 13.70 | 19.2 | 23.5 | 0.99 |
| SC06-13 | 9.525 | 6 x 7 | 3.58 | 11.6 | 16.80 | 22.3 | 27.5 | 1.16 |
| SC06W-9 | 9.525 | 4 x 5 | 3.58 | 10.2 | 11.05 | 16.2 | 14.5 | 0.80 |
| C3LH-11 | 9.525 | 5 x 6 | 3.58 | 10.8 | 14.00 | 18.9 | 24.6 | 0.95 |

圆销式静音链主要用于分动箱和变速箱动力总成驱动系统，是驱动系统的核心部件。

能够适应高强度、高耐磨、低噪音、大扭矩等工况。

Rocker joint type silent chain is mainly used for transfer case and gearbox drive system,

which is the core component for the drive system, the chain is made of superior quality steel, isothermal quenching plates, which is specially suitable for several conditions such as high strength, high wear resistance, low noise, or high torque.



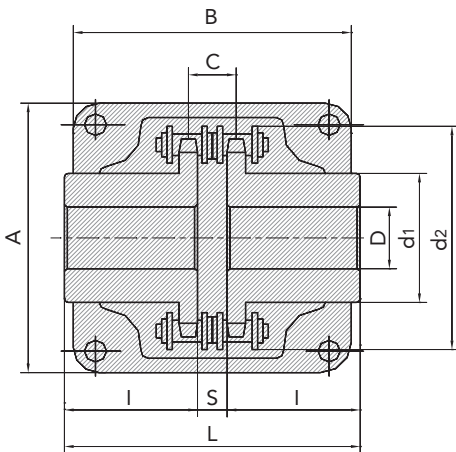
链条联轴器 Chain couplings

链条联轴器 Chain couplings

| 链条 联轴器 型号 | 链号 SFR | 孔径D Bore Dia | | 尺寸 Pin diameter | | | | | | 惯量 Inertia ×10 ⁻³ | 重量 Approx weight kg | 罩壳 Casing | | |
|-----------------|-----------|-----------------|-----|-----------------------|-------|------|----------------|----------------|------|--|----------------------------------|-----------------|-----|-------------------------------|
| | | Min | Max | L | I | S | d ₁ | d ₂ | C | | | 尺寸 Dimension | | 重量 Approx weight kg |
| | | | | | | | | | | | | mm | mm | |
| 3012 | 06B-2X12 | 12 | 16 | 64.8 | 29.8 | 5.2 | 25 | 45 | 10.2 | 0.233 | 0.4 | 69 | 63 | 0.3 |
| 4012 | 40-2X12 | 12 | 22 | 79.4 | 36.0 | 7.4 | 35 | 61 | 14.4 | 1.020 | 0.8 | 77 | 72 | 0.3 |
| 4014 | 40-2X14 | 12 | 28 | 79.4 | 36.0 | 7.4 | 43 | 69 | 14.4 | 1.924 | 1.1 | 84 | 75 | 0.4 |
| 4016 | 40-2X16 | 14 | 32 | 87.4 | 40.0 | 7.4 | 50 | 77 | 14.4 | 3.285 | 1.4 | 92 | 75 | 0.4 |
| 5014 | 50-2X14 | 16 | 35 | 99.7 | 45.0 | 9.7 | 53 | 86 | 18.1 | 6.010 | 2.2 | 101 | 85 | 0.5 |
| 5016 | 50-2X16 | 16 | 40 | 99.7 | 45.0 | 9.7 | 60 | 96 | 18.1 | 9.720 | 2.7 | 111 | 85 | 0.6 |
| 5018 | 50-2X18 | 16 | 45 | 99.7 | 45.0 | 9.7 | 70 | 106 | 18.1 | 15.420 | 3.8 | 122 | 85 | 0.8 |
| 6018 | 60-2X18 | 20 | 56 | 123.5 | 56.0 | 11.5 | 85 | 128 | 22.8 | 40.210 | 6.2 | 142 | 106 | 1.2 |
| 6020 | 60-2X20 | 20 | 60 | 123.5 | 56.0 | 11.5 | 98 | 140 | 22.8 | 62.870 | 7.8 | 158 | 105 | 1.6 |
| 6022 | 60-2X22 | 20 | 71 | 123.5 | 56.0 | 11.5 | 110 | 152 | 22.8 | 93.450 | 10.4 | 168 | 117 | 1.8 |
| 8018 | 80-2X18 | 20 | 80 | 141.2 | 63.0 | 15.2 | 110 | 170 | 29.3 | 142.030 | 12.7 | 190 | 129 | 2.5 |
| 8020 | 80-2X20 | 20 | 90 | 145.2 | 65.0 | 15.2 | 120 | 186 | 29.3 | 204.900 | 16.0 | 210 | 137 | 2.9 |
| 8022 | 80-2X22 | 20 | 100 | 157.2 | 71.0 | 15.2 | 140 | 202 | 29.3 | 341.170 | 20.2 | 226 | 137 | 3.6 |
| 10020 | 100-2X20 | 25 | 110 | 178.8 | 80.0 | 18.8 | 160 | 233 | 35.8 | 646.290 | 33.0 | 281 | 153 | 4.6 |
| 12018 | 120-2X18 | 35 | 125 | 202.7 | 90.0 | 22.7 | 170 | 256 | 45.4 | 1075.710 | 47.0 | 307 | 181 | 6.2 |
| 12022 | 120-2X22 | 35 | 140 | 222.7 | 100.0 | 22.7 | 210 | 304 | 45.4 | 2454.500 | 72.0 | 357 | 181 | 8.0 |

链条联轴器，是由一段双排链条和一对联轴器链轮组成，通过链条来联接和拆卸。
 该类链条联轴器结构紧凑、扭矩传递大、可靠性强、安全、而且外形美观大方、安装简单、易对中。
 链条联轴器适合于很多场合的联接使用。

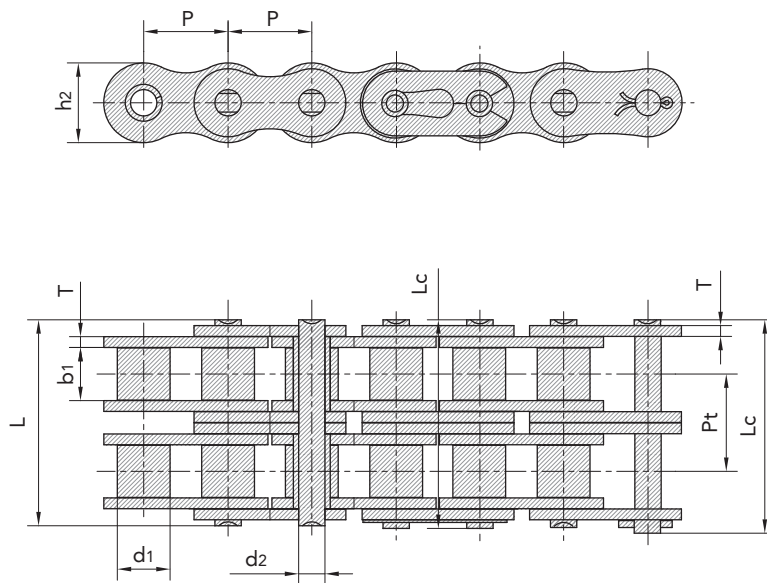
SFR Chain coupling is composed of a duplex roller chain and a pair of coupling sprockets, inside a sealed casing.
 Compact and powerful, SFR coupling offers long durability, simple installation and easy alignment.
 It is suitable for a wide range of coupling applications.



联轴器链 Coupling chain

联轴器链 Coupling chain

| 链号 SFR | 节距 Pitch | 滚子直径 Roller diameter | 内节内宽 Width between inner plates | 销轴直径 Pin diameter | 销轴长度 Pin length | | 内链板高度 Innerplate depth | 链板厚度 Plate thickness | 排距 Transverse pitch | 极限拉伸载荷 Ultimate tensile strength | 平均拉伸载荷 Average tensile strength | 每米长重 Weight per meter |
|---------------|-------------|-------------------------|------------------------------------|----------------------|--------------------|--------|---------------------------|-------------------------|------------------------|-------------------------------------|------------------------------------|--------------------------|
| SFR Chain No. | P | d1 max | b1 min | d2 max | L max | Lc max | h2 max | T max | Pt | Q min | Q0 | q |
| | mm | mm | mm | mm | mm | mm | mm | mm | mm | kN/lbf | kN | kg/m |
| 4012 | 12.700 | 7.95 | 7.85 | 3.96 | 31.0 | 32.2 | 12.00 | 1.50 | 14.38 | 28.2/6409 | 35.9 | 0.16 |
| 4014 | 12.700 | 7.95 | 7.85 | 3.96 | 31.0 | 32.2 | 12.00 | 1.50 | 14.38 | 28.2/6409 | 35.9 | 0.19 |
| 4016 | 12.700 | 7.95 | 7.85 | 3.96 | 31.0 | 32.2 | 12.00 | 1.50 | 14.38 | 28.2/6409 | 35.9 | 0.21 |
| 5014 | 15.875 | 10.16 | 9.40 | 5.08 | 38.9 | 40.4 | 15.09 | 2.03 | 18.11 | 44.4/10091 | 58.1 | 0.49 |
| 5016 | 15.875 | 10.16 | 9.40 | 5.08 | 38.9 | 40.4 | 15.09 | 2.03 | 18.11 | 44.4/10091 | 58.1 | 0.56 |
| 5018 | 15.875 | 10.16 | 9.40 | 5.08 | 38.9 | 40.4 | 15.09 | 2.03 | 18.11 | 44.4/10091 | 58.1 | 0.63 |
| 6018 | 19.050 | 11.91 | 12.57 | 5.94 | 48.8 | 50.5 | 18.00 | 2.42 | 22.78 | 63.6/14455 | 82.1 | 1.00 |
| 6020 | 19.050 | 11.91 | 12.57 | 5.94 | 48.8 | 50.5 | 18.00 | 2.42 | 22.78 | 63.6/14455 | 82.1 | 1.11 |
| 6022 | 19.050 | 11.91 | 12.57 | 5.94 | 48.8 | 50.5 | 18.00 | 2.42 | 22.78 | 63.6/14455 | 82.1 | 1.22 |
| 8018 | 25.400 | 15.88 | 15.75 | 7.92 | 62.7 | 64.3 | 24.00 | 3.25 | 29.29 | 113.4/25773 | 141.8 | 2.35 |
| 8020 | 25.400 | 15.88 | 15.75 | 7.92 | 62.7 | 64.3 | 24.00 | 3.25 | 29.29 | 113.4/25773 | 141.8 | 2.62 |
| 8022 | 25.400 | 15.88 | 15.75 | 7.92 | 62.7 | 64.3 | 24.00 | 3.25 | 29.29 | 113.4/25773 | 141.8 | 2.88 |
| 10018 | 31.750 | 19.05 | 18.90 | 9.53 | 76.4 | 80.5 | 30.00 | 4.00 | 35.76 | 177.0/40227 | 219.4 | 4.95 |
| 10022 | 31.750 | 19.05 | 18.90 | 9.53 | 76.4 | 80.5 | 30.00 | 4.00 | 35.76 | 177.0/40227 | 219.4 | 4.95 |
| 12018 | 38.100 | 22.23 | 25.22 | 11.10 | 95.8 | 99.7 | 35.70 | 4.80 | 45.44 | 254.0/57727 | 314.9 | 8.14 |
| 12022 | 38.100 | 22.23 | 25.22 | 11.10 | 95.8 | 99.7 | 35.70 | 4.80 | 45.44 | 254.0/57727 | 314.9 | 8.14 |



传动链
Driving Chain

曳引链
Hoisting Chain

输送链
Conveyor Chain

不锈钢链
Stainless Steel Chain

农机链
Agricultural Chain

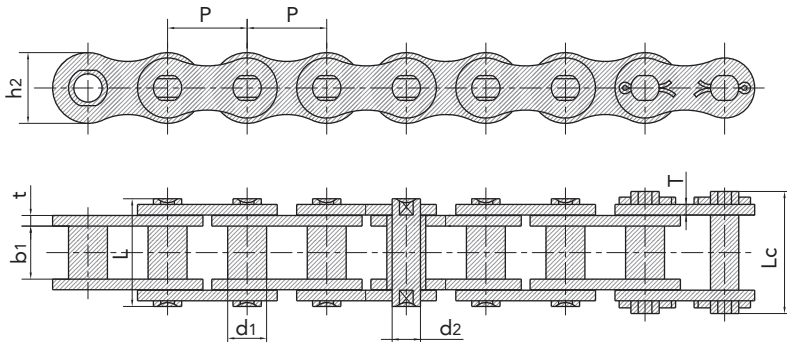
套筒链 Bush chain

套筒链 Bush chain

| 链号 SFR | 节距 Pitch | 套筒直径 Bush diameter | 内节内宽 Width between inner plates | 销轴直径 Pin diameter | 销轴长度 Pin length | | 链板高度 Plate depth | 链板厚度 Plate thickness | 极限拉伸载荷 Ultimate tensile strength | 平均拉伸载荷 Average tensile strength | 每米长重 Weight per meter |
|---------------|-------------|-----------------------|------------------------------------|----------------------|--------------------|--------|---------------------|-------------------------|-------------------------------------|------------------------------------|--------------------------|
| SFR Chain No. | P | d1 max | b1 min | d2 max | L max | Lc max | h2 max | T max | Q min | Q0 | q |
| | mm | mm | mm | mm | mm | mm | mm | mm | kN/lbf | kN | kg/m |
| P15F-B | 15.00 | 9.00 | 14.0 | 6.0 | 25.3 | 30.0 | 14.0 | 2.03 | 12.5/2852.5 | 13.75 | 1.150 |
| P19.05 | 19.05 | 12.7 | 12.5 | 7.5 | 31.6 | 33.6 | 20.0 | 4.15/3.25 | 50.0/11248 | 55.00 | 2.560 |
| P20-B | 20.00 | 12.0 | 16.0 | 8.0 | 33.0 | 36.0 | 18.0 | 3.00 | 25.0/5624 | 27.50 | 2.140 |
| P20F3-B | 20.00 | 12.0 | 16.0 | 8.0 | 33.0 | 36.0 | 19.0 | 3.00 | 25.0/5624 | 27.50 | 2.030 |
| *PZ20-B | 20.00 | 12.0 | 16.0 | 8.0 | 33.0 | 34.7 | 18.0 | 3.00 | 25.0/5624 | 27.50 | 2.253 |
| P25-B | 25.00 | 15.0 | 18.0 | 10.0 | 35.0 | 39.0 | 24.0 | 3.00 | 31.5/7086 | 34.70 | 3.170 |
| P25F1-B | 25.00 | 15.0 | 18.0 | 10.0 | 35.0 | 39.0 | 24.0 | 3.00 | 31.5/7086 | 34.70 | 2.670 |
| P30F2-B | 30.00 | 17.0 | 20.0 | 11.0 | 41.0 | 45.4 | 28.0 | 4.00 | 40.0/8998 | 44.00 | 4.250 |
| P30F6-B | 30.00 | 17.0 | 20.0 | 11.0 | 42.4 | 46.0 | 28.0 | 4.00 | 40.0/8998 | 44.00 | 3.750 |
| P35F2-B | 35.00 | 18.0 | 22.0 | 12.0 | 44.5 | 48.0 | 30.0 | 4.00 | 50.0/11248 | 55.00 | 4.330 |
| P35F5-B | 35.00 | 18.0 | 22.0 | 12.0 | 44.5 | 48.0 | 30.0 | 4.00 | 50.0/11248 | 55.00 | 3.770 |
| P36-B | 36.00 | 18.0 | 22.0 | 12.5 | 44.5 | 49.0 | 30.0 | 4.00 | 60.0/13497 | 66.00 | 4.200 |
| P40-B | 40.00 | 20.0 | 25.0 | 14.0 | 52.4 | 57.0 | 35.0 | 5.00 | 63.0/14172 | 69.30 | 5.430 |
| P45-B | 45.00 | 22.0 | 30.0 | 16.0 | 62.0 | 66.5 | 40.0 | 6.00 | 80.0/17996 | 88.00 | 7.540 |
| P50-B | 50.00 | 26.0 | 35.0 | 18.0 | 68.0 | 73.5 | 44.0 | 6.00 | 100.0/22495 | 110.00 | 8.900 |
| *P50.8F7 | 50.80 | 18.5 | 25.0 | 14.5 | 53.5 | 57.5 | 40.0 | 5.00 | 120.0/26994 | 132.00 | 6.300 |
| P55-B | 55.00 | 30.0 | 45.0 | 20.0 | 88.0 | 93.5 | 49.0 | 8.00 | 125.0/28119 | 137.50 | 13.920 |
| P55F1-B | 55.00 | 30.0 | 45.0 | 20.0 | 88.0 | 110.0 | 49.0 | 8.00 | 125.0/28119 | 137.50 | 13.920 |
| P60-B | 60.00 | 32.0 | 50.0 | 22.0 | 94.1 | 99.5 | 55.0 | 8.00 | 160.0/35993 | 176.00 | 15.200 |
| P70-B | 70.00 | 30.0 | 65.0 | 30.0 | 117.0 | 130.0 | 67.0 | 10.00 | 250.0/57050 | 275.00 | 26.270 |
| P80-B | 80.00 | 44.0 | 70.0 | 32.0 | 131.0 | 150.0 | 75.0 | 12.00 | 315.0/71883 | 346.00 | 31.800 |

*直链板

*Straight side plates

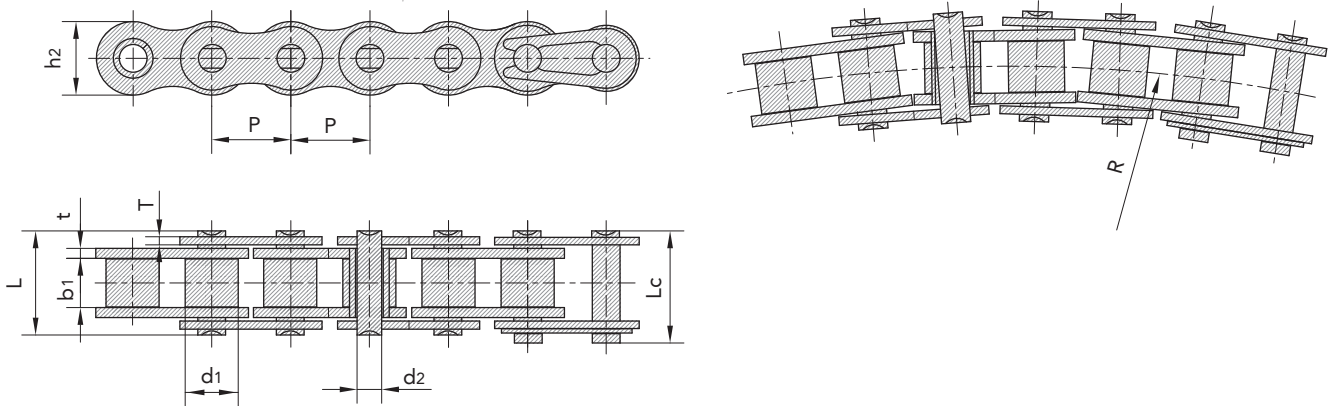


侧弯链 Side bow chain

侧弯链 Side bow chain

| 链号 SFR | 节距 Pitch | 滚子直径 Roller diameter | 内节内宽 Width between inner plates | 销轴直径 Pin diameter | 销轴长度 Pin length | | 内链板高度 Innerplate depth | 链板厚度 Plate thickness | 侧弯半径 Side bow radius | 极限拉伸载荷 Ultimate tensile strength | 平均拉伸载荷 Average tensile strength | 每米长重 Weight per meter |
|---------------|-------------|-------------------------|------------------------------------|----------------------|--------------------|--------|---------------------------|-------------------------|-------------------------|-------------------------------------|------------------------------------|--------------------------|
| | | | | | L max | Lc max | | | | | | |
| SFR Chain No. | P | d1 max | b1 min | d2 max | L max | Lc max | h2 max | T max | R | Q min | Q0 | q |
| | mm | mm | mm | mm | mm | mm | mm | mm | mm | kN/lbf | kN | kg/m |
| 40SB | 12.700 | 7.95 | 7.85 | 3.96 | 16.9 | 18.1 | 11.7 | 1.50 | 350 | 13.8/3136 | 15.20 | 0.80 |
| 43SB | 12.700 | 7.95 | 7.85 | 3.45 | 18.3 | 19.5 | 11.7 | 1.50 | 305 | 12.0/2727 | 13.20 | 0.64 |
| 50SB | 15.875 | 10.16 | 9.40 | 4.37 | 20.7 | 22.7 | 14.9 | 2.03 | 400 | 20.6/4681 | 22.70 | 1.09 |
| 60SB | 19.050 | 11.91 | 12.57 | 5.34 | 26.6 | 28.4 | 18.0 | 2.42 | 500 | 15.7/3568 | 17.30 | 1.54 |
| 63SB | 19.050 | 11.91 | 12.68 | 5.08 | 28.8 | 30.6 | 17.2 | 2.42/2.03 | 350 | 12.5/2840 | 20.00 | 1.40 |
| 80SB | 25.400 | 15.88 | 15.75 | 7.19 | 34.0 | 37.3 | 24.0 | 3.25 | 711 | 40.9/9201 | 42.00 | 2.60 |
| #06BSBF1 | 9.525 | 6.35 | 5.72 | 3.05 | 13.5 | 15.0 | 8.2 | 1.30 | 300 | 8.0/1818 | 8.80 | 0.60 |
| 08BSB | 12.700 | 8.51 | 7.75 | 3.97 | 17.4 | 18.7 | 11.8 | 1.60 | 400 | 14.0/3182 | 15.40 | 0.70 |
| 08BSBF1 | 12.700 | 8.51 | 7.75 | 3.97 | 16.3 | 17.6 | 11.8 | 1.6/1.2 | 400 | 12.8/2909 | 14.10 | 0.65 |
| 10BSB | 15.875 | 10.16 | 9.65 | 4.50 | 20.1 | 21.5 | 14.7 | 1.70 | 400 | 15.6/3545 | 17.20 | 0.93 |
| 12BSB | 19.050 | 12.07 | 11.68 | 5.12 | 23.1 | 24.8 | 16.0 | 1.85 | 500 | 20.5/4658 | 22.60 | 1.16 |
| 16BSB | 25.400 | 15.88 | 17.22 | 7.90 | 36.5 | 39.7 | 21.0 | 3.7/3.0 | 500 | 55.6/12635 | 64.00 | 2.53 |

#直链板
#Straight side plates



传动链
Driving Chain

曳引链
Hoisting Chain

输送链
Conveyor Chain

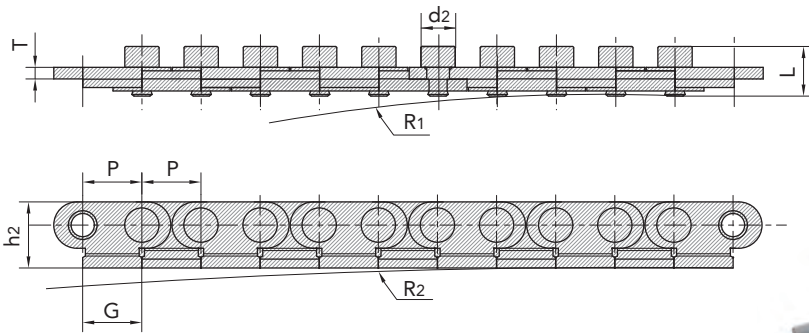
不锈钢链
Stainless Steel Chain

农机链
Agricultural Chain

推窗用防弯链 Anti-sidebow chain for pushing window

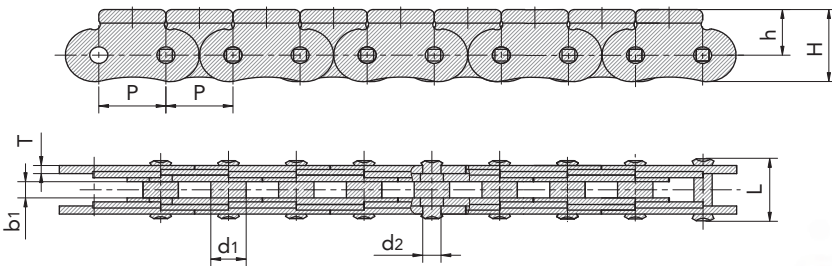
推窗用防弯链 Anti-sidebow chain for pushing window

| 链号 SFR | 节距 Pitch | 销轴直径 Pin diameter | 销轴长度 Pin length | 链板尺寸 Plate dimension | | | 侧弯半径 Side bow radius | |
|------------------|-------------|-----------------------|--------------------|-------------------------|----------|----------|-------------------------|----------------|
| SFR Chain No. | P | d ₂ max | L max | h ₂ max | G max | T max | R ₁ | R ₂ |
| | mm | mm | mm | mm | mm | mm | mm | mm |
| P12.75SB | 12.75 | 7.4 | 10.65 | 14.25 | 12.8 | 2.5 | 500~800 | 1000 |
| P12.75SBF1 | 12.75 | 7.4 | 11.00 | 14.25 | 12.8 | 2.5 | 500~800 | 1000 |



推窗用防弯链 Anti-sidebow chain for pushing window

| 链号 SFR | 节距 Pitch | 滚子直径 Roller diameter | 内节内宽 Width between inner plates | 销轴直径 Pin diameter | 销轴长度 Pin length | 链板尺寸 Plate dimension | | |
|------------------|-------------|-------------------------|------------------------------------|-----------------------|--------------------|-------------------------|-----|---------|
| SFR Chain No. | P | d ₁ max | b ₁ | d ₂ max | L max | H max | h | T |
| | mm | mm | mm | mm | mm | mm | mm | mm |
| P12.75SBF2 | 11.5 | 6.00 | 3.00 | 3.00 | 10.8 | 13.5 | 8.5 | 1.5/1.5 |



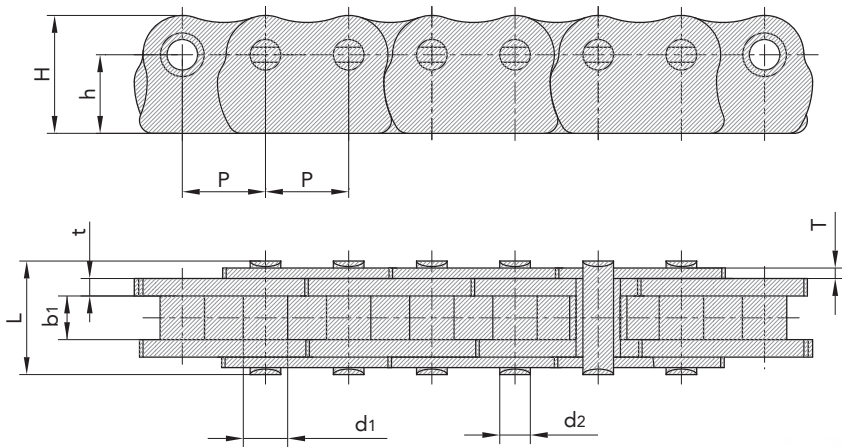
推窗用防弯链 Anti-sidebow chain for pushing window

推窗用防弯链 Anti-sidebow chain for pushing window

| 链号 SFR | 节距 Pitch | 滚子直径 Roller diameter | 内节内宽 Width between inner plates | 销轴直径 Pin diameter | 销轴长度 Pin length | 链板尺寸 Plate dimension | | |
|---------------|-------------|-------------------------|------------------------------------|----------------------|--------------------|-------------------------|-------|-----------|
| SFR Chain No. | P | d ₁ max | b ₁ min | d ₂ max | L max | H max | h | t/T |
| | mm | mm | mm | mm | mm | mm | mm | mm |
| *P9.5SB | 9.500 | 4.80 | 5.30 | 3.58 | 11.50 | 13.00 | 8.50 | 1.04 |
| *P9.525SBF4 | 9.525 | 5.08 | 4.70 | 3.58 | 11.40 | 13.00 | 8.50 | 1.30 |
| *35CGLF1 | 9.525 | 5.08 | 4.90 | 3.58 | 13.20 | 13.50 | 9.00 | 2.00/1.30 |
| 06BF33SS | 9.525 | 6.35 | 5.72 | 3.28 | 13.15 | 12.38 | 7.88 | 1.30 |
| 06BF34 | 9.525 | 6.35 | 3.80 | 3.28 | 10.00 | 12.38 | 7.88 | 1.04 |
| *06CF22 | 9.525 | 5.08 | 4.77 | 3.58 | 11.60 | 12.86 | 8.38 | 1.30 |
| *06CF4SS | 9.525 | 5.08 | 4.77 | 3.58 | 14.80 | 13.20 | - | 2.03 |
| 08ACGLF1 | 12.700 | 7.82 | 7.85 | 3.96 | 16.60 | 17.00 | - | 1.50 |
| 08BHNCGL | 12.700 | 8.51 | 5.30 | 4.45 | 16.00 | 17.00 | - | 2.03 |
| 08BF6 | 12.700 | 7.95 | 7.85 | 3.96 | 16.60 | 17.00 | 11.00 | 1.50 |
| 415BF4 | 12.700 | 7.75 | 4.88 | 4.09 | 16.40 | 17.00 | 11.00 | 1.3/3.1 |
| 08BSSF20 | 12.700 | 8.51 | 7.75 | 4.45 | 16.70 | 16.50 | 10.50 | 1.60 |
| 08BSSF74 | 12.700 | 8.51 | 7.75 | 4.45 | 18.80 | 15.50 | 9.70 | 1.85 |
| P12.7F4 | 12.700 | 7.50 | 5.50 | 4.45 | 15.60 | 14.30 | 8.50 | 2.03 |

*套筒链：表中滚子直径d₁为套筒直径

*Bush chain: d₁ in the table indicates the external diameter of the bush



传动链
Driving Chain

曳引链
Hoisting Chain

输送链
Conveyor Chain

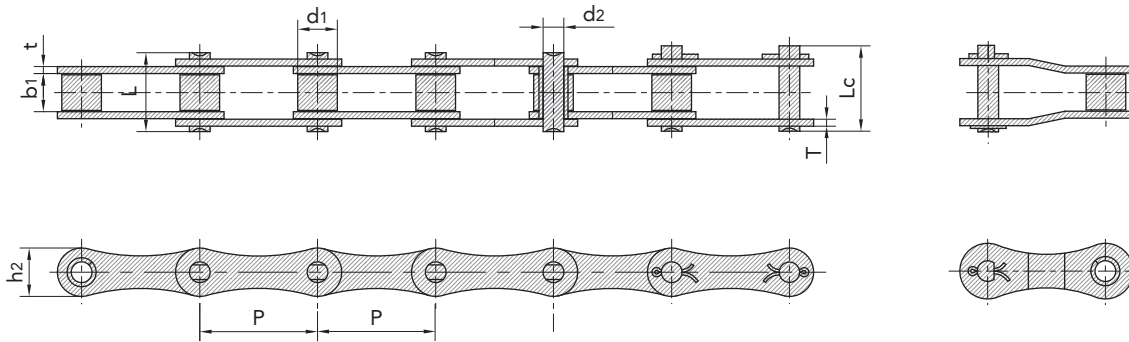
不锈钢链
Stainless Steel Chain

农机链
Agricultural Chain

双节距传动链 Double pitch transmission chain

双节距传动链 Double pitch transmission chain

| 链号 DIN/ISO | 链号 ANSI | 节距 Pitch | 滚子直径 Roller diameter | 内节内宽 Width between inner plates | 销轴直径 Pin diameter | 销轴长度 Pin length | | 内链板高度 Innerplate depth | 链板厚度 Plate thickness | 极限拉伸载荷 Ultimate tensile strength | 平均拉伸载荷 Average tensile strength | 每米长重 Weight per meter |
|-------------------|----------------|-------------|-------------------------|------------------------------------|----------------------|--------------------|--------------------|---------------------------|-------------------------|-------------------------------------|------------------------------------|--------------------------|
| DIN/ISO Chain No. | ANSI Chain No. | P | d ₁ max | b ₁ min | d ₂ max | L max | L _c max | h ₂ max | T max | Q min | Q ₀ | q |
| | | mm | mm | mm | mm | mm | mm | mm | mm | kN/lbf | kN | kg/m |
| 208A | 2040 | 25.40 | 7.95 | 7.85 | 3.96 | 16.6 | 17.8 | 12.0 | 1.50 | 14.1/3205 | 16.7 | 0.42 |
| 208B | | 25.40 | 8.51 | 7.75 | 4.45 | 16.7 | 18.2 | 11.8 | 1.60 | 18.0/4091 | 19.4 | 0.45 |
| 210A | 2050 | 31.75 | 10.16 | 9.40 | 5.08 | 20.7 | 22.2 | 15.0 | 2.03 | 22.2/5045 | 28.1 | 0.73 |
| 210B | | 31.75 | 10.16 | 9.65 | 5.08 | 19.5 | 20.9 | 14.7 | 1.70 | 22.4/5091 | 27.5 | 0.65 |
| 212A | 2060 | 38.10 | 11.91 | 12.57 | 5.94 | 25.9 | 27.7 | 18.0 | 2.42 | 31.8/7227 | 36.8 | 1.02 |
| 212B | | 38.10 | 12.07 | 11.68 | 5.72 | 22.5 | 25.2 | 16.0 | 1.85 | 29.0/6591 | 32.2 | 0.76 |
| 216A | 2080 | 50.80 | 15.88 | 15.75 | 7.92 | 32.7 | 36.5 | 24.0 | 3.25 | 56.7/12886 | 65.7 | 1.70 |
| 216AH | 2080H | 50.80 | 15.88 | 15.75 | 7.92 | 36.2 | 39.4 | 24.0 | 4.00 | 56.7/12886 | 70.0 | 2.17 |
| 216B | | 50.80 | 15.88 | 17.02 | 8.28 | 36.1 | 39.1 | 21.0 | 4.15/3.1 | 60.0/13636 | 72.8 | 1.75 |
| 220A | 2100 | 63.50 | 19.05 | 18.90 | 9.53 | 40.4 | 44.7 | 30.0 | 4.00 | 88.5/20114 | 102.6 | 2.55 |
| 220B | | 63.50 | 19.05 | 19.56 | 10.19 | 41.3 | 45.0 | 26.4 | 4.5/3.5 | 95.0/14773 | 106.7 | 2.62 |
| 224A | 2120 | 76.20 | 22.23 | 25.22 | 11.10 | 50.3 | 54.3 | 35.7 | 4.80 | 127.0/28864 | 147.3 | 4.06 |
| 224B | | 76.20 | 25.40 | 25.40 | 14.63 | 53.4 | 57.8 | 33.2 | 6.0/4.8 | 160.0/36364 | 178.0 | 4.70 |
| 228B | | 88.90 | 27.94 | 30.99 | 15.90 | 65.1 | 69.5 | 36.7 | 7.5/6.0 | 200.0/45455 | 222.0 | 6.23 |
| 232B | | 101.60 | 29.21 | 30.99 | 17.81 | 66.0 | 71.0 | 42.0 | 7.0/6.0 | 250.0/56818 | 277.5 | 6.72 |

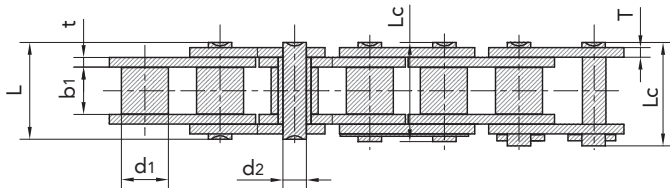
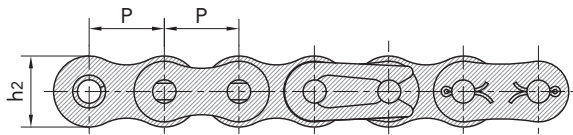


其它滚子链 Other roller chain

其它滚子链 Other roller chain

| 链号 SFR | 节距 Pitch | 滚子直径 Roller diameter | 内节内宽 Width between inner plates | 销轴直径 Pin diameter | 销轴长度 Pin length | | 内链板高度 Innerplate depth | 链板厚度 Plate thickness | 排距 Transverse pitch | 极限拉伸载荷 Ultimate tensile strength | 平均拉伸载荷 Average tensile strength | 每米长重 Weight per meter |
|---------------|-------------|-------------------------|------------------------------------|----------------------|--------------------|--------|---------------------------|-------------------------|------------------------|-------------------------------------|------------------------------------|--------------------------|
| SFR Chain No. | P | d1 max | b1 min | d2 max | L max | Lc max | h2 max | T max | Pt | Q min | Q0 | q |
| | mm | mm | mm | mm | mm | mm | mm | mm | mm | kN/lbf | kN | kg/m |
| 217 | 12.700 | 8.51 | 6.40 | 4.45 | 15.2 | 16.30 | 11.80 | 1.60 | - | 18.00/4049 | 19.00 | 0.750 |
| 317 | 12.700 | 10.16 | 6.48 | 5.08 | 16.4 | 17.80 | 14.70 | 1.70 | - | 23.60/5362 | 24.70 | 0.810 |
| 08BF | 12.700 | 8.51 | 5.55 | 4.45 | 14.6 | 16.10 | 11.80 | 1.60 | - | 17.80/4045 | 19.20 | 0.660 |
| 415B | 12.700 | 7.75 | 4.88 | 4.09 | 12.9 | 14.40 | 10.30 | 1.30 | - | 12.00/2727 | 14.20 | 0.450 |
| 415BF1 | 12.700 | 7.75 | 4.88 | 4.09 | 11.5 | 13.00 | 10.30 | 1.00 | - | 9.00/2045 | 10.60 | 0.380 |
| 415BF3 | 12.700 | 7.75 | 4.80 | 4.09 | 11.6 | 13.65 | 10.30 | 1.20 | - | 9.80/2227 | 10.70 | 0.430 |
| 415BF5 | 12.700 | 7.75 | 5.10 | 4.09 | 14.4 | 16.00 | 9.90 | 1.8/1.6 | - | 16.00/3600 | 16.50 | 0.460 |
| 415BF7 | 12.700 | 7.75 | 4.88 | 3.58 | 13.8 | 15.00 | 10.30 | 1.30 | - | 6.00/1363 | 10.70 | 0.400 |
| 415F19 | 12.700 | 7.77 | 4.76 | 3.60 | 11.0 | 12.40 | 9.70 | 1.00 | - | 6.86/1559 | 7.60 | 0.320 |
| 415H | 12.700 | 7.77 | 4.76 | 3.96 | 13.1 | 14.50 | 12.00 | 1.50 | - | 14.40/3273 | 16.10 | 0.550 |
| 10AF13 | 15.875 | 10.16 | 16.31 | 5.08 | 27.6 | 29.10 | 15.09 | 2.03 | - | 21.80/4952 | 23.90 | 1.350 |
| 10AF50 | 15.875 | 14.20 | 19.40 | 5.08 | 30.9 | 32.60 | 13.00 | 2.03 | - | 16.40/3726 | 18.00 | 2.140 |
| 10BF19 | 15.875 | 10.16 | 6.45 | 5.08 | 16.4 | 18.20 | 14.70 | 1.70 | - | 22.00/5000 | 24.20 | 0.890 |
| 10BF20 | 15.875 | 10.16 | 6.45 | 5.08 | 16.4 | 18.20 | 14.70 | 1.70 | - | 23.60/5363 | 25.96 | 0.860 |
| 10BF68 | 15.875 | 10.16 | 9.65 | 5.08 | 18.5 | 19.90 | 14.70 | 1.7/1.5 | - | 22.40/5090 | 24.64 | 0.930 |
| 425 | 19.050 | 12.07 | 13.50 | 5.72 | 29.2 | 31.00 | 16.80 | 3.00 | - | 30.00/6748 | 33.00 | 1.830 |
| #081/410 | 12.700 | 7.75 | 3.30 | 3.65 | | | 9.80 | | - | 8036 | | 0.300 |
| #082/408 | 12.700 | 7.75 | 2.38 | 3.65 | | | 9.80 | | - | 8036 | | 0.250 |

*直链板
*Straight side plates
#自行车链
#Bicycle Chain



传动链
Driving Chains

曳引链
Hoisting Chains


输送链
Conveyor Chains

不锈钢链
Stainless Steel Chains

农机链
Agricultural Chains

B 曳引链 HOISTING CHAIN

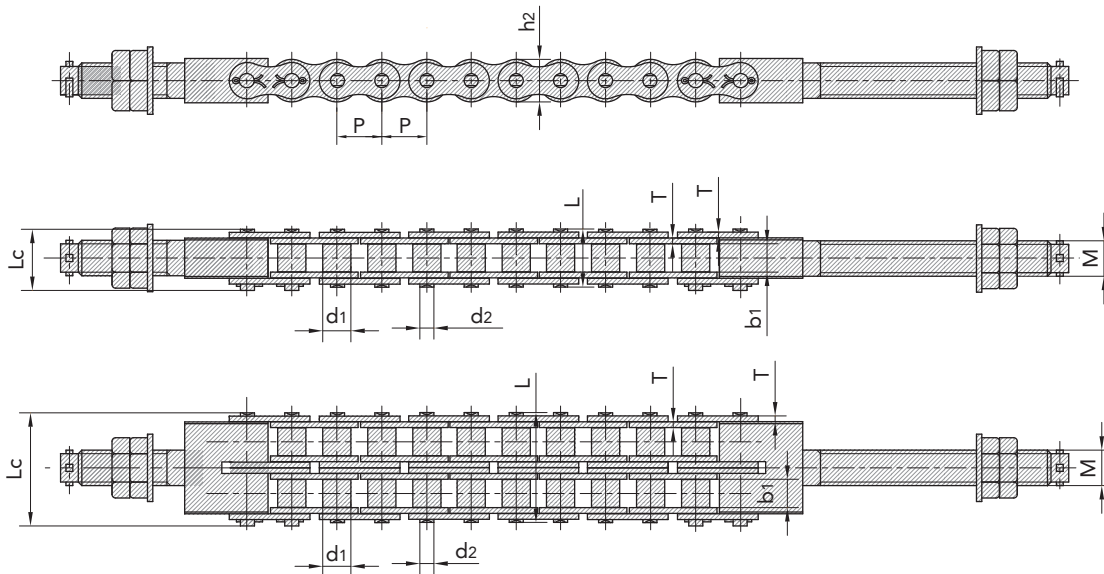
51 停车库链条 51 Car parking chain
52/56 板式链 52/56 Leaf chain



停车库链条 Car parking chain

停车库链条 Car parking chain

| 链号 | 节距 | 滚子直径 | 内节内宽 | 销轴直径 | 销轴长度 | | 内链板高度 | 链板厚度 | 螺栓规格 | 极限拉伸载荷 | 平均拉伸载荷 | 每米长重 |
|--------------------|-------|-----------------|----------------------------|--------------|-------|--------|------------------|-----------------|-----------|---------------------------|--------------------------|------------------|
| ANSI/ISO | Pitch | Roller diameter | Width between inner plates | Pin diameter | L max | Lc max | Innerplate depth | Plate thickness | Bolt type | Ultimate tensile strength | Average tensile strength | Weight per meter |
| ANSI/ISO Chain No. | P | d1 max | b1 min | d2 max | L max | Lc max | h2 max | T max | M | Q min | Q ₀ | q |
| | mm | mm | mm | mm | mm | mm | mm | mm | mm | kN/lbf | kN | kg/m |
| 16ALT-1 | 25.40 | 15.88 | 15.75 | 7.92 | 32.7 | 36.5 | 24.0 | 3.25 | M20 | 71.55/16261 | 81.8 | 2.60 |
| 16ALT-2 | 25.40 | 15.88 | 15.75 | 7.92 | 62.7 | 65.8 | 24.0 | 3.25 | M20 | 143.10/32523 | 166.3 | 5.15 |
| 20ALT-1 | 31.75 | 19.05 | 18.90 | 9.53 | 40.4 | 44.7 | 30.0 | 4.00 | M24 | 107.85/24511 | 118.6 | 3.91 |
| 20ALT-2 | 31.75 | 19.05 | 18.90 | 9.53 | 76.4 | 80.5 | 30.0 | 4.00 | M24 | 215.70/49023 | 234.4 | 7.80 |
| 20ALT-3 | 31.75 | 19.05 | 18.90 | 9.53 | 112.2 | 116.3 | 30.0 | 4.00 | M24 | 323.55/73534 | 351.6 | 11.77 |
| 24ALT-1 | 38.10 | 22.23 | 25.22 | 11.10 | 50.3 | 54.3 | 35.7 | 4.80 | M30 | 149.20/330909 | 161.1 | 5.62 |
| 24ALT-2 | 38.10 | 22.23 | 25.22 | 11.10 | 95.8 | 99.7 | 35.7 | 4.80 | M30 | 298.40/67818 | 322.2 | 11.70 |

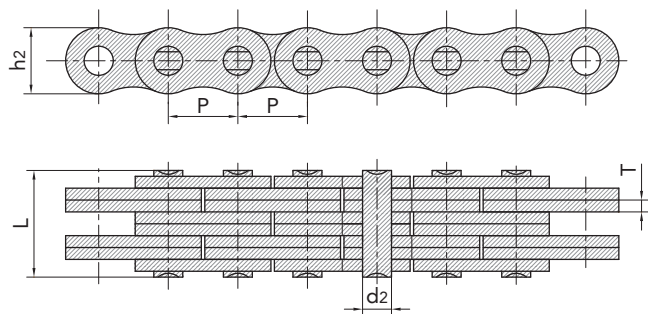
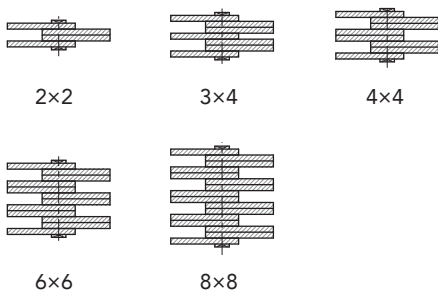


板式链 Leaf chain

板式链 Leaf chain

| 链号 ANSI/ISO | 节距 Pitch | 链板组合 Plate lacing | 链板高度 Plate depth | 链板厚度 Plate thickness | 销轴直径 Pin diameter | 销轴长度 Pin length | 极限拉伸载荷 Ultimate tensile strength | 平均拉伸载荷 Average tensile strength | 每米长重 Weight per meter |
|--------------------|-------------|----------------------|---------------------|-------------------------|----------------------|--------------------|-------------------------------------|------------------------------------|--------------------------|
| ANSI/ISO Chain No. | P | | h ₂ max | T max | d ₂ max | L max | Q min | Q ₀ | q |
| | mm | | mm | mm | mm | mm | kN/lbf | kN | kg/m |
| AL322 | 9.525 | 2×2 | 7.7 | 1.30 | 3.58 | 6.80 | 9.0/2045 | 10.2 | 0.23 |
| AL344 | | 4×4 | | | | 11.60 | 18.0/4090 | 20.0 | 0.46 |
| AL422 | | 2×2 | | | | 8.30 | 14.7/3304 | 15.4 | 0.39 |
| AL444 | 12.700 | 4×4 | 10.4 | 1.50 | 3.96 | 14.40 | 29.4/6609 | 30.8 | 0.74 |
| AL466 | | 6×6 | | | | 20.50 | 44.0/9891 | 46.2 | 1.13 |
| AL522 | | 2×2 | | | | 11.05 | 24.5/5508 | 25.2 | 0.64 |
| AL534 | 15.875 | 3×4 | 12.8 | 2.03 | 5.08 | 17.00 | 36.8/8273 | 37.8 | 1.10 |
| AL544 | | 4×4 | | | | 19.40 | 48.9/10993 | 50.5 | 1.25 |
| AL566 | | 6×6 | | | | 27.50 | 73.4/16500 | 74.2 | 1.79 |
| AL622 | 19.050 | 2×2 | 15.6 | 2.42 | 5.94 | 13.00 | 33.4/7508 | 37.5 | 0.86 |
| AL644 | | 4×4 | | | | 22.70 | 66.7/14994 | 75.0 | 1.76 |
| AL666 | | 6×6 | | | | 32.20 | 100.1/22502 | 112.5 | 2.60 |
| AL688 | | 8×8 | | | | 42.20 | 133.4/29988 | 142.0 | 3.49 |
| AL822 | 25.400 | 2×2 | 20.8 | 3.25 | 7.92 | 16.20 | 57.9/13016 | 65.0 | 1.54 |
| AL844 | | 4×4 | | | | 29.40 | 115.7/26009 | 130.0 | 3.00 |
| AL866 | | 6×6 | | | | 44.20 | 173.5/39003 | 195.0 | 4.46 |
| AL888 | | 8×8 | | | | 55.50 | 231.4/52019 | 245.0 | 6.30 |
| AL1022 | 31.750 | 2×2 | 25.6 | 4.00 | 9.53 | 19.60 | 84.5/18996 | 98.0 | 2.37 |
| AL1044 | | 4×4 | | | | 36.40 | 169.0/37991 | 196.0 | 4.68 |
| AL1066 | | 6×6 | | | | 52.30 | 253.5/56987 | 294.0 | 7.20 |
| AL1088 | | 8×8 | | | | 68.50 | 338.0/75982 | 371.0 | 9.94 |
| AL1222 | | 2×2 | | | | 24.30 | 120.1/26998 | 136.0 | 3.65 |
| AL1244 | 38.100 | 4×4 | 30.5 | 4.80 | 11.10 | 43.80 | 240.2/53997 | 272.0 | 7.05 |
| AL1266 | | 6×6 | | | | 63.20 | 360.3/80995 | 394.0 | 10.50 |
| AL1288 | | 8×8 | | | | 82.60 | 480.4/107994 | 512.0 | 14.03 |
| AL1444 | 44.450 | 4×4 | 36.4 | 5.60 | 12.64 | 51.30 | 302.5/68002 | 356.0 | 10.34 |
| AL1466 | | 6×6 | | | | 74.50 | 453.7/101992 | 534.0 | 15.16 |
| AL1644 | 50.800 | 4×4 | 41.6 | 6.40 | 14.21 | 58.00 | 382.5/85986 | 449.6 | 12.98 |
| AL1666 | | 6×6 | | | | 83.80 | 573.8/128990 | 674.4 | 19.76 |
| AL1688 | | 8×8 | | | | 109.50 | 765.0/171972 | 899.2 | 25.47 |

链板组合
Plate lacing



传动链
Driving Chain

曳引链
Hoisting Chain

输送链
Conveyor Chain

不锈钢链
Stainless Steel Chain

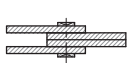
农机链
Agricultural Chain

板式链 Leaf chain

板式链 Leaf chain

| 链号 DIN/ISO | 节距 Pitch | 链板组合 Plate lacing | 链板高度 Plate depth | 链板厚度 Plate thickness | 销轴直径 Pin diameter | 销轴长度 Pin length | 极限拉伸载荷 Ultimate tensile strength | 平均拉伸载荷 Average tensile strength | 每米长重 Weight per meter |
|-------------------------|-------------|----------------------|-----------------------|-------------------------|-----------------------|--------------------|-------------------------------------|------------------------------------|--------------------------|
| DIN/ISO Chain No. | P | | h ₂ max | T max | d ₂ max | L max | Q min | Q ₀ | q |
| | mm | | mm | mm | mm | mm | kN/lbf | kN | kg/m |
| LL0822 | 12.700 | 2×2 | 10.6 | 1.6 | 4.45 | 8.9 | 18.2/4094 | 20.4 | 0.42 |
| LL0844 | | 4×4 | | | | 15.6 | 36.4/8188 | 40.7 | 0.84 |
| LL0866 | | 6×6 | | | | 22.0 | 54.6/12283 | 60.0 | 1.24 |
| LL0888 | | 8×8 | | | | 28.5 | 72.8/16378 | 80.0 | 1.64 |
| LL1022 | 15.875 | 2×2 | 13.7 | 1.6 | 5.08 | 9.2 | 22.7/5107 | 25.5 | 0.54 |
| LL1044 | | 4×4 | | | | 15.8 | 45.4/10213 | 51.0 | 1.06 |
| LL1066 | | 6×6 | | | | 22.1 | 68.1/15321 | 76.3 | 1.57 |
| LL1088 | | 8×8 | | | | 28.8 | 90.8/20427 | 101.9 | 2.10 |
| LL1222 | 19.050 | 2×2 | 16.0 | 1.85 | 5.72 | 10.4 | 29.5/6637 | 33.2 | 0.73 |
| LL1244 | | 4×4 | | | | 17.9 | 59.0/13273 | 66.4 | 1.44 |
| LL1266 | | 6×6 | | | | 25.4 | 88.5/19910 | 99.7 | 2.15 |
| LL1288 | | 8×8 | | | | 32.9 | 118.0/26547 | 132.9 | 2.84 |

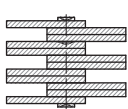
链板组合 Plate lacing



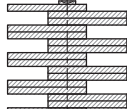
2×2



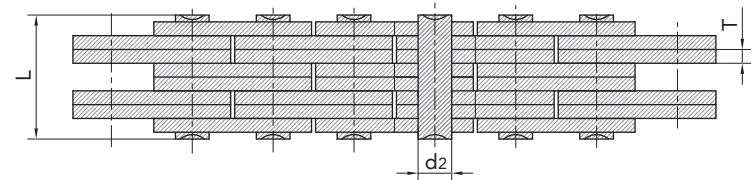
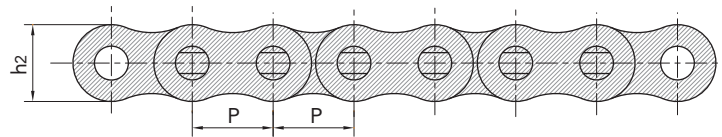
4×4



6×6



8×8

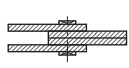


板式链 Leaf chain

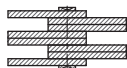
板式链 Leaf chain

| 链号 DIN/ISO | 节距 Pitch | 链板组合 Plate lacing | 链板高度 Plate depth | 链板厚度 Plate thickness | 销轴直径 Pin diameter | 销轴长度 Pin length | 极限拉伸载荷 Ultimate tensile strength | 平均拉伸载荷 Average tensile strength | 每米长重 Weight per meter |
|-------------------|-------------|----------------------|---------------------|-------------------------|----------------------|--------------------|-------------------------------------|------------------------------------|--------------------------|
| DIN/ISO Chain No. | P | | h ₂ max | T max | d ₂ max | L max | Q min | Q ₀ | q |
| | mm | | mm | mm | mm | mm | kN/lbf | kN | kg/m |
| LL1622 | 25.40 | 2×2 | 21.00 | 3.1 | 8.28 | 17.2 | 58.0/13182 | 66.7 | 1.52 |
| LL1644 | | 4×4 | | | | 29.6 | 116.0/26363 | 140.0 | 2.90 |
| LL1666 | | 6×6 | | | | 42.4 | 174.0/39545 | 208.8 | 4.30 |
| LL1688 | | 8×8 | | | | 54.9 | 232.0/52726 | 278.0 | 5.71 |
| LL2022 | 31.75 | 2×2 | 26.40 | 3.5 | 10.19 | 20.1 | 95.0/21591 | 109.2 | 2.33 |
| LL2044 | | 4×4 | | | | 33.8 | 190.0/43182 | 218.5 | 4.40 |
| LL2066 | | 6×6 | | | | 50.1 | 285.0/64773 | 324.6 | 6.79 |
| LL2088 | | 8×8 | | | | 64.0 | 380.0/86363 | 435.1 | 8.90 |
| LL2422 | 38.10 | 2×2 | 33.40 | 5.0 | 14.63 | 28.4 | 170.0/38363 | 195.5 | 4.47 |
| LL2444 | | 4×4 | | | | 46.3 | 340.0/77273 | 380.8 | 8.22 |
| LL2466 | | 6×6 | | | | 66.4 | 510.0/115909 | 571.2 | 12.22 |
| LL2488 | | 8×8 | | | | 86.6 | 680.0/154545 | 775.2 | 16.30 |
| LL2822 | 44.45 | 2×2 | 37.08 | 6.0 | 15.90 | 32.2 | 200.0/45455 | 224.0 | 5.10 |
| LL2844 | | 4×4 | | | | 56.4 | 400.0/90909 | 448.0 | 9.90 |
| LL2866 | | 6×6 | | | | 80.8 | 600.0/136363 | 672.0 | 14.60 |
| LL2888 | | 8×8 | | | | 105.2 | 800.0/181818 | 896.0 | 19.40 |
| LL3222 | 50.80 | 2×2 | 42.00 | 6.4 | 17.81 | 34.8 | 260.0/59091 | 291.2 | 6.20 |
| LL3244 | | 4×4 | | | | 60.6 | 520.0/118182 | 582.4 | 12.30 |
| LL3266 | | 6×6 | | | | 86.4 | 780.0/177272 | 873.6 | 18.30 |
| LL3288 | | 8×8 | | | | 112.2 | 1040.0/233970 | 1176.0 | 24.00 |
| LL4022 | 63.50 | 2×2 | 52.76 | 8.0 | 22.89 | 42.2 | 360.0/81818 | 403.2 | 10.30 |
| LL4044 | | 4×4 | | | | 74.4 | 780.0/177273 | 873.6 | 20.00 |
| LL4066 | | 6×6 | | | | 106.5 | 1080.0/245454 | 1209.6 | 30.00 |
| LL4088 | | 8×8 | | | | 140.0 | 1440.0/323959 | 1747.2 | 39.10 |
| LL4822 | 76.20 | 2×2 | 63.88 | 10.0 | 29.24 | 54.6 | 560.0/127272 | 627.2 | 18.50 |
| LL4844 | | 4×4 | | | | 92.6 | 1120.0/254545 | 1554.4 | 35.70 |
| LL4866 | | 6×6 | | | | 133.4 | 1680.0/377953 | 1880.0 | 53.00 |
| LL4888 | | 8×8 | | | | 174.2 | 2240.0/509091 | 2508.8 | 70.40 |

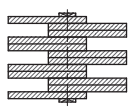
链板组合
Plate lacing



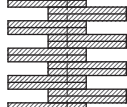
2×2



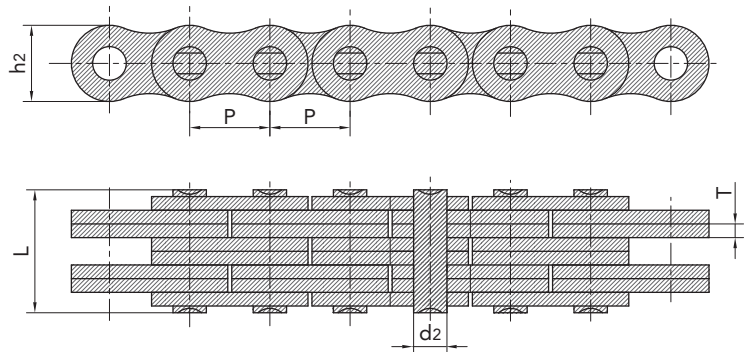
4×4



6×6



8×8



传动链
Driving Chain

曳引链
Hoisting Chain

输送链
Conveyor Chain

不锈钢链
Stainless Steel Chain

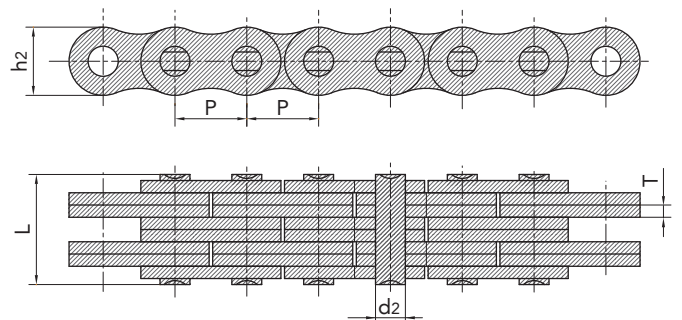
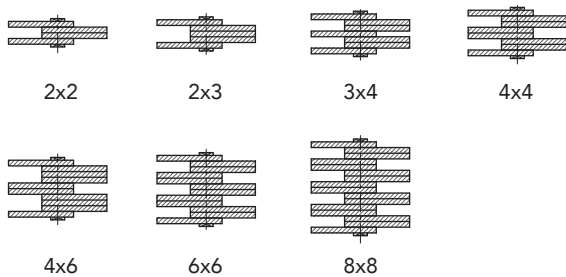
农机链
Agricultural Chain

板式链 Leaf chain

板式链 Leaf chain

| 链号 ISO | 链号 ANSI | 节距 Pitch | 链板组合 Plate lacing | 链板高度 Plate depth | 链板厚度 Plate thickness | 销轴直径 Pin diameter | 销轴长度 Pin length | 极限拉伸载荷 Ultimate tensile strength | 平均拉伸载荷 Average tensile strength | 每米长重 Weight per meter |
|---------------|----------------|-------------|----------------------|-----------------------|-------------------------|-----------------------|--------------------|-------------------------------------|------------------------------------|--------------------------|
| ISO Chain No. | ANSI Chain No. | P | | h ₂ max | T max | d ₂ max | L max | Q min | Q ₀ | q |
| | | mm | | mm | mm | mm | mm | kN/lbf | kN | kg/m |
| LH0822 | BL422 | 12.700 | 2×2 | 12.07 | 2.08 | 5.09 | 11.05 | 22.2/5045 | 27.6 | 0.64 |
| LH0823 | BL423 | | 2×3 | | | | 13.16 | 22.2/5045 | 27.6 | 0.80 |
| LH0834 | BL434 | | 3×4 | | | | 17.40 | 33.4/7591 | 41.4 | 1.12 |
| LH0844 | BL444 | | 4×4 | | | | 19.51 | 44.5/10114 | 56.0 | 1.28 |
| LH0846 | BL446 | | 4×6 | | | | 23.75 | 44.5/10114 | 56.0 | 1.60 |
| LH0866 | BL466 | | 6×6 | | | | 27.99 | 66.7/15159 | 81.7 | 1.92 |
| LH0888 | BL488 | | 8×8 | | | | 36.45 | 89.0/20227 | 109.4 | 2.56 |
| LH1022 | BL522 | 15.875 | 2×2 | 15 | 2.4 | 5.96 | 12.90 | 33.4/7591 | 43.1 | 0.88 |
| LH1023 | BL523 | | 2×3 | | | | 15.37 | 33.4/7591 | 43.1 | 1.10 |
| LH1034 | BL534 | | 3×4 | | | | 20.32 | 48.9/11114 | 65.6 | 1.50 |
| LH1044 | BL544 | | 4×4 | | | | 22.42 | 46.7 | 84.5 | 1.80 |
| LH1046 | BL546 | | 4×6 | | | | 27.74 | 66.7/15159 | 84.5 | 2.20 |
| LH1066 | BL566 | | 6×6 | | | | 32.69 | 100.1/22750 | 125.1 | 2.65 |
| LH1088 | BL588 | | 8×8 | | | | 42.57 | 133.4/30318 | 169.5 | 3.50 |
| LH1222 | BL622 | | 19.050 | | | | 2×2 | 18.11 | 3.30 | 7.94 |
| LH1223 | BL623 | 2×3 | | 20.73 | 48.9/11114 | 63.6 | 1.80 | | | |
| LH1234 | BL634 | 3×4 | | 27.43 | 75.6/17181 | 102.8 | 2.50 | | | |
| LH1244 | BL644 | 4×4 | | 30.78 | 97.9/22250 | 120.9 | 2.90 | | | |
| LH1246 | BL646 | 4×6 | | 37.49 | 97.9/22250 | 120.9 | 3.60 | | | |
| LH1266 | BL666 | 6×6 | | 44.20 | 146.8/33364 | 190.8 | 4.30 | | | |
| LH1288 | BL688 | 8×8 | | 57.61 | 195.7/44477 | 238.8 | 5.80 | | | |
| LH1622 | BL822 | 25.400 | 2×2 | 24.13 | 4.09 | 9.54 | 21.34 | 84.5/19204 | 108.2 | 2.20 |
| LH1623 | BL823 | | 2×3 | | | | 25.48 | 84.5/19204 | 108.2 | 2.70 |
| LH1634 | BL834 | | 3×4 | | | | 33.76 | 129.0/29318 | 170.0 | 3.80 |
| LH1644 | BL844 | | 4×4 | | | | 37.90 | 169.0/38409 | 214.6 | 4.30 |
| LH1646 | BL846 | | 4×6 | | | | 46.18 | 169.0/38409 | 214.6 | 5.40 |
| LH1666 | BL866 | | 6×6 | | | | 54.46 | 253.6/57636 | 324.5 | 6.50 |
| LH1688 | BL888 | | 8×8 | | | | 71.02 | 338.1/76841 | 432.7 | 8.60 |

链板组合 Plate lacing

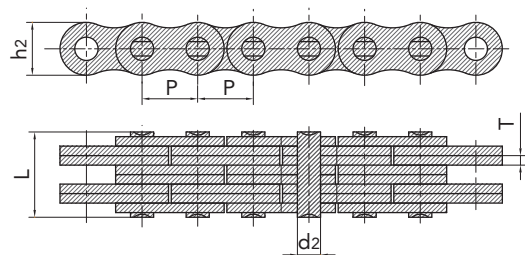
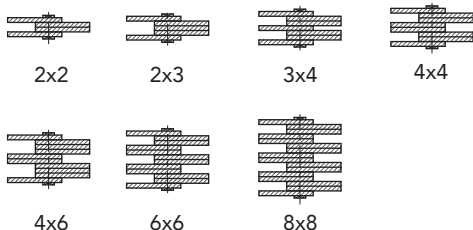


板式链 Leaf chain

板式链 Leaf chain

| 链号 ISO | 链号 ANSI | 节距 Pitch | 链板组合 Plate lacing | 链板高度 Plate depth | 链板厚度 Plate thickness | 销轴直径 Pin diameter | 销轴长度 Pin length | 极限拉伸载荷 Ultimate tensile strength | 平均拉伸载荷 Average tensile strength | 每米长重 Weight per meter |
|---------------|----------------|-------------|----------------------|---------------------|-------------------------|----------------------|--------------------|-------------------------------------|------------------------------------|--------------------------|
| ISO Chain No. | ANSI Chain No. | P | | h ₂ max | T max | d ₂ max | L max | Q min | Q ₀ | q |
| | | mm | | mm | mm | mm | mm | kN/lbf | kN | kg/m |
| LH2022 | BL1022 | 31.75 | 2×2 | 30.18 | 4.90 | 11.11 | 25.37 | 115.6/26272 | 150.8 | 3.40 |
| LH2023 | BL1023 | | 2×3 | | | | 30.33 | 115.6/26272 | 150.8 | 4.30 |
| LH2034 | BL1034 | | 3×4 | | | | 40.23 | 182.4/41454 | 231.6 | 6.00 |
| LH2044 | BL1044 | | 4×4 | | | | 45.19 | 231.3/52568 | 291.4 | 6.90 |
| LH2046 | BL1046 | | 4×6 | | | | 55.09 | 231.3/52568 | 291.4 | 8.60 |
| LH2066 | BL1066 | | 6×6 | | | | 65.00 | 347.0/78863 | 430.3 | 10.30 |
| LH2088 | BL1088 | | 8×8 | | | | 84.81 | 462.6/105136 | 555.1 | 13.80 |
| LH2422 | BL1222 | 38.10 | 2×2 | 36.20 | 5.77 | 12.71 | 29.62 | 151.2/34363 | 192.0 | 4.6 |
| LH2423 | BL1223 | | 2×3 | | | | 35.43 | 151.2/34363 | 192.0 | 5.8 |
| LH2434 | BL1234 | | 3×4 | | | | 47.07 | 244.6/55591 | 315.9 | 8.1 |
| LH2444 | BL1244 | | 4×4 | | | | 52.88 | 302.5/68750 | 381.1 | 9.3 |
| LH2446 | BL1246 | | 4×6 | | | | 64.52 | 302.5/68750 | 381.1 | 11.6 |
| LH2466 | BL1266 | | 6×6 | | | | 76.15 | 453.7/103113 | 543.6 | 13.9 |
| LH2488 | BL1288 | | 8×8 | | | | 99.42 | 605.0/137500 | 726.0 | 18.6 |
| LH2822 | BL1422 | 44.45 | 2×2 | 42.24 | 6.55 | 14.29 | 33.55 | 191.3/43477 | 225.7 | 6.1 |
| LH2823 | BL1423 | | 2×3 | | | | 40.16 | 191.3/43477 | 225.7 | 7.6 |
| LH2834 | BL1434 | | 3×4 | | | | 53.37 | 315.8/71772 | 372.6 | 10.6 |
| LH2844 | BL1444 | | 4×4 | | | | 59.97 | 382.6/86954 | 451.2 | 12.2 |
| LH2846 | BL1446 | | 4×6 | | | | 73.18 | 382.6/86954 | 451.2 | 15.2 |
| LH2866 | BL1466 | | 6×6 | | | | 86.39 | 578.3/131431 | 682.4 | 18.2 |
| LH2888 | BL1488 | | 8×8 | | | | 112.80 | 765.1/173886 | 902.8 | 24.3 |
| LH3222 | BL1622 | 50.80 | 2×2 | 48.26 | 7.52 | 17.46 | 39.01 | 289.1/65704 | 341.1 | 8.0 |
| LH3223 | BL1623 | | 2×3 | | | | 46.58 | 289.1/65704 | 341.1 | 10.0 |
| LH3234 | BL1634 | | 3×4 | | | | 61.72 | 440.4/100091 | 519.6 | 14.0 |
| LH3244 | BL1644 | | 4×4 | | | | 69.29 | 573.8/131431 | 680.4 | 16.0 |
| LH3246 | BL1646 | | 4×6 | | | | 84.43 | 573.8/131431 | 680.4 | 20.0 |
| LH3266 | BL1666 | | 6×6 | | | | 99.57 | 857.4/194863 | 1000.7 | 24.0 |
| LH3288 | BL1688 | | 8×8 | | | | 129.84 | 1156.5/262841 | 1364.6 | 32.0 |
| LH4022 | BL2022 | 63.50 | 2×2 | 60.33 | 9.91 | 23.81 | 51.74 | 433.7/98568 | 511.7 | 15.8 |
| LH4023 | BL2023 | | 2×3 | | | | 61.70 | 433.7/98568 | 511.7 | 19.8 |
| LH4034 | BL2034 | | 3×4 | | | | 81.61 | 649.4/147590 | 766.2 | 27.7 |
| LH4044 | BL2044 | | 4×4 | | | | 91.57 | 867.4/197163 | 1023.5 | 31.6 |
| LH4046 | BL2046 | | 4×6 | | | | 111.48 | 867.4/197163 | 1023.5 | 39.5 |
| LH4066 | BL2066 | | 6×6 | | | | 131.39 | 1301.1/295704 | 1535.2 | 47.4 |
| LH4088 | BL2088 | | 8×8 | | | | 171.22 | 1734.8/394272 | 2046.5 | 63.2 |

链板组合
Plate lacing



传动链
Driving Chain

曳引链
Hoisting Chain

输送链
Conveyor Chain

不锈钢链
Stainless Steel Chain

农机链
Agricultural Chain

C 输送链 CONVEYOR CHAIN



| | | | |
|---------|--------------|---------|---|
| 59 | A系列直板滚子链 | 59 | Roller chain with straight side plates (A series) |
| 60 | B系列直板滚子链 | 60 | Roller chain with straight side plates (B series) |
| 61/66 | 短节距输送链附件 | 61/66 | Short pitch conveyor chain attachments |
| 67 | 短节距加长销输送链 | 67 | Short pitch conveyor chain with extended pins |
| 68 | 双节距输送链 | 68 | Double pitch conveyor chain |
| 69/72 | 双节距输送链附件 | 69/72 | Double pitch conveyor chain attachments |
| 73 | 双节距输送链特殊附件 | 73 | Double pitch conveyor chain special attachments |
| 64/76 | 双节距加长销输送链 | 64/76 | Double pitch conveyor chain with extended pins |
| 77 | 倍速链 | 77 | Double plus chain |
| 78 | 带大滚轮输送链 | 78 | Conveyor chain with large rollers |
| 79/80 | 木材输送链及附件 | 79/80 | Lumber conveyor chain & attachments |
| 81/89 | 尖齿链 | 81/89 | Sharp top chain |
| 90 | 橡胶链 | 90 | Roller chain with vulcanised elastomer profiles |
| 91 | 带顶滚轮短节距输送链 | 91 | Short pitch conveyor chain with top rollers |
| 92 | 带顶滚轮双节距输送链 | 92 | Short pitch conveyor chain with top rollers |
| 93 | 带塑料附板滚子链 | 93 | Roller chain with plastic attachments |
| 94/95 | M系列输送链 | 94/95 | Conveyor chain (M series) |
| 96/97 | M系列带附板输送链 | 96/97 | Conveyor chain with attachments (M series) |
| 98/99 | FV系列输送链 | 98/99 | Conveyor chain (FV series) |
| 100/101 | FV系列带附板输送链 | 100/101 | Conveyor chain with attachments (FV series) |
| 102 | MT系列输送链 | 102 | Conveyor chain (MT series) |
| 103 | FVT系列输送链 | 103 | Conveyor chain (FVT series) |
| 104 | MC系列空心销轴输送链 | 104 | Hollow pin conveyor chain (MC series) |
| 105 | FVC系列空心销轴输送链 | 105 | Hollow pin conveyor chain (FVC series) |
| 106 | ZC系列空心销轴输送链 | 106 | Hollow pin conveyor chain (ZC series) |
| 107/112 | 空心销轴链 | 107/112 | Hollow pin chain |
| 113 | 工程用钢制套筒链 | 113 | Engineering steel bush chain |
| 114 | 焊接弯板链 | 114 | Welded type cranked link chain |
| 115 | 钢制销合链 | 115 | Steel pintle chain |
| 116/117 | 刮板输送链 | 116/117 | Scraper conveyor chain |
| 118 | 摊铺机用输送链 | 118 | Conveyor chain for crawler asphalt paver |
| 119 | 筑路机械链 | 119 | Conveyor chain for road construction machinery |
| 120/121 | 烟草机械输送链 | 120/121 | Tobacco conveyor chain |
| 122 | 污水处理链 | 122 | Sewage disposal chain |
| 123 | 网带炉提升机链 | 123 | Mesh belt furnace hoisting chain |
| 124/127 | 糖机链 | 124/127 | Sugar mill chain |
| 128/129 | 棕油链 | 128/129 | Palm oil chain |
| 130 | 模锻可拆链 | 130 | Drop forged rivetless chain |

A系列直板滚子链

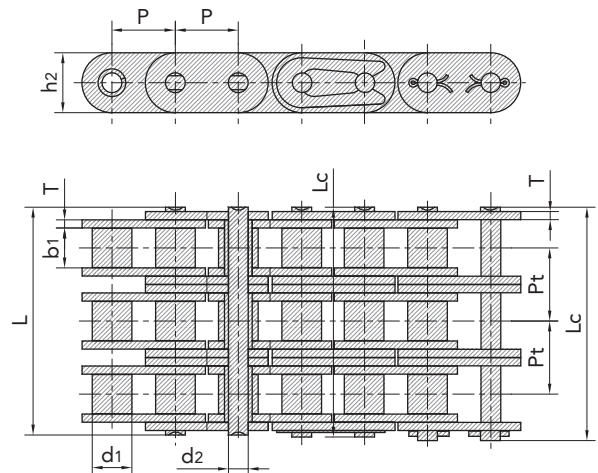
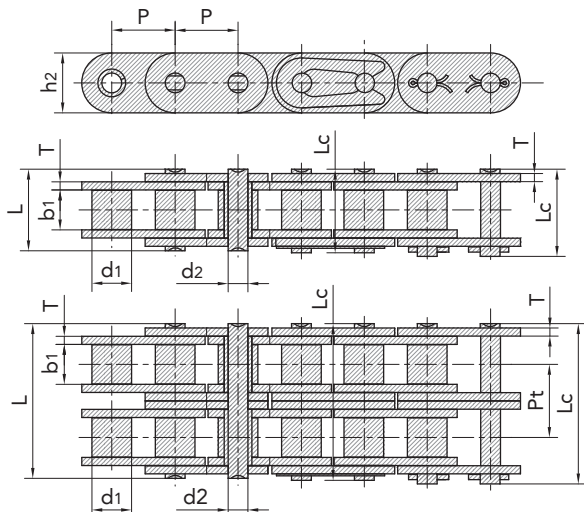
Roller chain with straight side plates (A series)

A系列直板滚子链 Roller chain with straight side plates (A series)

| 链号 | 节距 | 滚子直径 | 内节内宽 | 销轴直径 | 销轴长度 | | 内链板高度 | 链板厚度 | 排距 | 极限拉伸载荷 | 平均拉伸载荷 | 每米长重 | |
|---------------|--------|--------------------|----------------------------|--------------------|------------|--------------------|--------------------|-----------------|------------------|---------------------------|--------------------------|------------------|-----------|
| SFR | Pitch | Roller diameter | Width between inner plates | Pin diameter | Pin length | | Inner plate depth | Plate thickness | Transverse pitch | Ultimate tensile strength | Average tensile strength | Weight per meter | |
| SFR Chain No. | P | d ₁ max | b ₁ min | d ₂ max | L max | L _c max | h ₂ max | T max | Pt | Q _{min} | Q ₀ | q | |
| | mm | mm | mm | mm | mm | mm | mm | mm | mm | kN/lbf | kN | kg/m | |
| *C35-1 | 9.525 | 5.08 | 4.77 | 3.58 | 13.3 | 14.3 | 9.00 | 1.30 | - | 7.9/1795 | 10.8 | 0.41 | |
| C08A-1 | C40-1 | 12.700 | 7.95 | 7.85 | 3.96 | 16.6 | 18.8 | 12.00 | 1.50 | - | 14.1/3273 | 17.5 | 0.73 |
| C10A-1 | C50-1 | 15.875 | 10.16 | 9.40 | 5.08 | 20.7 | 23.3 | 15.09 | 2.03 | - | 22.2/5045 | 29.4 | 1.23 |
| C12A-1 | C60-1 | 19.050 | 11.91 | 12.57 | 5.94 | 25.9 | 28.3 | 18.0/18.2 | 2.42 | - | 31.8/7227 | 41.5 | 1.81/1.83 |
| C16A-1 | C80-1 | 25.400 | 15.88 | 15.75 | 7.92 | 32.7 | 36.5 | 24.00 | 3.25 | - | 56.7/12886 | 69.4 | 3.09 |
| C20A-1 | C100-1 | 31.750 | 19.05 | 18.90 | 9.53 | 40.4 | 44.7 | 30.00 | 4.00 | - | 88.5/20114 | 109.2 | 4.56 |
| C24A-1 | C120-1 | 38.100 | 22.23 | 25.22 | 11.10 | 50.3 | 54.3 | 35.70 | 4.80 | - | 127.0/28864 | 156.3 | 6.86 |
| C28A-1 | C140-1 | 44.450 | 25.40 | 25.22 | 12.70 | 54.4 | 59.0 | 41.00 | 5.60 | - | 172.4/39182 | 212.0 | 8.49 |
| C32A-1 | C160-1 | 50.800 | 28.58 | 31.55 | 14.27 | 64.8 | 69.6 | 47.80 | 6.40 | - | 226.8/51545 | 278.9 | 11.50 |
| C08A-2 | C40-2 | 12.700 | 7.95 | 7.85 | 3.96 | 31.0 | 33.2 | 12.00 | 1.50 | 14.38 | 28.2/6409 | 35.9 | 1.43 |
| C10A-2 | C50-2 | 15.875 | 10.16 | 9.40 | 5.08 | 38.9 | 41.4 | 15.09 | 2.03 | 18.11 | 44.4/10091 | 58.1 | 2.42 |
| C12A-2 | C60-2 | 19.050 | 11.91 | 12.57 | 5.94 | 48.8 | 51.1 | 18.0/18.2 | 2.42 | 22.78 | 63.6/14455 | 82.1 | 3.58/3.62 |
| C16A-2 | C80-2 | 25.400 | 15.88 | 15.75 | 7.92 | 62.7 | 65.8 | 24.00 | 3.25 | 29.29 | 113.4/25773 | 141.8 | 6.12 |
| C20A-2 | C100-2 | 31.750 | 19.05 | 18.90 | 9.53 | 76.4 | 80.5 | 30.00 | 4.00 | 35.76 | 177.0/40227 | 219.4 | 9.08 |
| C24A-2 | C120-2 | 38.100 | 22.23 | 25.22 | 11.10 | 95.8 | 99.7 | 35.70 | 4.80 | 45.44 | 254.0/57727 | 314.9 | 13.60 |
| C28A-2 | C140-2 | 44.450 | 25.40 | 25.22 | 12.70 | 103.3 | 107.9 | 41.00 | 5.60 | 48.87 | 344.8/78364 | 427.5 | 16.86 |
| C32A-2 | C160-2 | 50.800 | 28.58 | 31.55 | 14.27 | 123.3 | 128.1 | 47.80 | 6.40 | 58.55 | 453.6/103091 | 562.4 | 22.90 |
| C08A-3 | C40-3 | 12.700 | 7.95 | 7.85 | 3.96 | 45.4 | 47.6 | 12.00 | 1.50 | 14.38 | 42.3/9614 | 50.0 | 2.14 |
| C10A-3 | C50-3 | 15.875 | 10.16 | 9.40 | 5.08 | 57.0 | 59.5 | 15.09 | 2.03 | 18.11 | 66.6/15136 | 77.8 | 3.62 |
| C12A-3 | C60-3 | 19.050 | 11.91 | 12.57 | 5.94 | 71.5 | 73.9 | 18.0/18.2 | 2.42 | 22.78 | 95.4/21682 | 111.1 | 5.36/5.41 |
| C16A-3 | C80-3 | 25.400 | 15.88 | 15.75 | 7.92 | 91.7 | 95.1 | 24.00 | 3.25 | 29.29 | 170.1/38659 | 198.4 | 9.10 |
| C20A-3 | C100-3 | 31.750 | 19.05 | 18.90 | 9.53 | 112.2 | 116.3 | 30.00 | 4.00 | 35.76 | 265.5/60341 | 309.6 | 13.60 |
| C24A-3 | C120-3 | 38.100 | 22.23 | 25.22 | 11.10 | 141.4 | 145.2 | 35.70 | 4.80 | 45.44 | 381.0/86591 | 437.2 | 20.43 |
| C28A-3 | C140-3 | 44.450 | 25.40 | 25.22 | 12.70 | 152.2 | 156.8 | 41.00 | 5.60 | 48.87 | 517.2/117545 | 593.3 | 25.23 |
| C32A-3 | C160-3 | 50.800 | 28.58 | 31.55 | 14.27 | 181.8 | 186.6 | 47.80 | 6.40 | 58.55 | 680.4/154636 | 780.6 | 34.19 |

*套筒链：表中滚子直径d₁为套筒直径

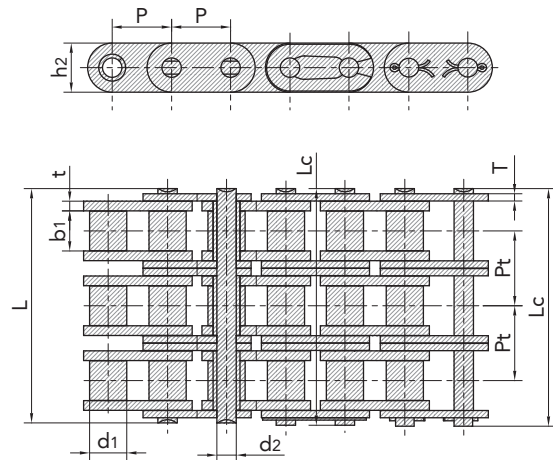
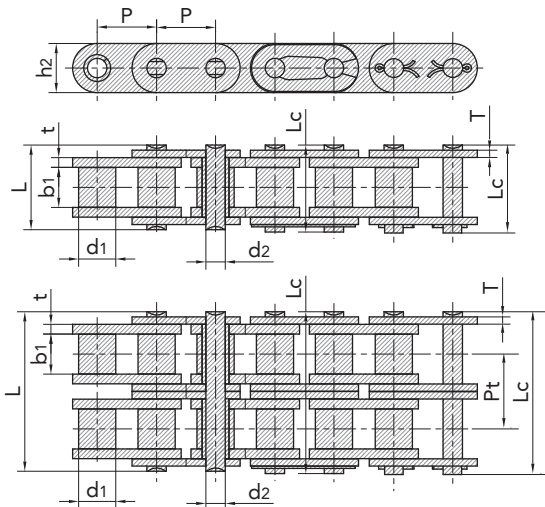
*Bush chain: d₁ in the table indicates the external diameter of the bush



B系列直板滚子链 Roller chain with straight side plates (B series)

B系列直板滚子链 Roller chain with straight side plates (B series)

| 链号 SFR | 节距 Pitch | 滚子直径 Roller diameter | 内节内宽 Width between inner plates | 销轴直径 Pin diameter | 销轴长度 Pin length | | 内链板高度 Innerplate depth | 链板厚度 Plate thickness | 排距 Transverse pitch | 极限拉伸载荷 Ultimate tensile strength | 平均拉伸载荷 Average tensile strength | 每米长重 Weight per meter |
|---------------|-------------|-------------------------|------------------------------------|----------------------|--------------------|--------|---------------------------|-------------------------|------------------------|-------------------------------------|------------------------------------|--------------------------|
| | | | | | L max | Lc max | | | | | | |
| SFR Chain No. | P | d1 max | b1 min | d2 max | L max | Lc max | h2 max | T max | Pt | Q min | Q0 | q |
| | mm | mm | mm | mm | mm | mm | mm | mm | mm | kN/lbf | kN | kg/m |
| C08B-1 | 12.700 | 8.51 | 7.75 | 4.45 | 16.7 | 18.2 | 11.8 | 1.60 | - | 18.0/4091 | 19.5 | 0.80 |
| C10B-1 | 15.875 | 10.16 | 9.65 | 5.08 | 19.5 | 20.9 | 14.7 | 1.70 | - | 22.4/5091 | 27.9 | 1.06 |
| C12B-1 | 19.050 | 12.07 | 11.68 | 5.72 | 22.5 | 25.2 | 16.0 | 1.85 | - | 29.0/6591 | 32.2 | 1.32 |
| C16B-1 | 25.400 | 15.88 | 17.02 | 8.28 | 36.1 | 39.1 | 21.0/24.0 | 4.15/3.1 | - | 60.0/13636 | 72.8 | 3.08/3.49 |
| C20B-1 | 31.750 | 19.05 | 19.56 | 10.19 | 41.3 | 45.0 | 26.4 | 4.5/3.5 | - | 95.0/21591 | 106.7 | 4.16 |
| C24B-1 | 38.100 | 25.40 | 25.40 | 14.63 | 53.4 | 57.8 | 33.2 | 6.0/4.8 | - | 160.0/36364 | 178.0 | 7.47 |
| C28B-1 | 44.450 | 27.94 | 30.99 | 15.90 | 65.1 | 69.5 | 36.7 | 7.5/6.0 | - | 200.0/45455 | 222.0 | 9.90 |
| C32B-1 | 50.800 | 29.21 | 30.99 | 17.81 | 66.0 | 71.0 | 42.0 | 7.0/6.0 | - | 250.0/56818 | 277.5 | 10.45 |
| C08B-2 | 12.700 | 8.51 | 7.75 | 4.45 | 31.2 | 32.2 | 11.8 | 1.60 | 13.92 | 32.0/7273 | 38.7 | 1.45 |
| C10B-2 | 15.875 | 10.16 | 9.65 | 5.08 | 36.1 | 37.5 | 14.7 | 1.70 | 16.59 | 44.5/10114 | 57.8 | 2.00 |
| C12B-2 | 19.050 | 12.07 | 11.68 | 5.72 | 42.0 | 44.7 | 16.0 | 1.85 | 19.46 | 57.8/13136 | 66.1 | 2.62 |
| C16B-2 | 25.400 | 15.88 | 17.02 | 8.28 | 68.0 | 71.0 | 21.0/24.0 | 4.15/3.1 | 31.88 | 106.0/24091 | 133.0 | 6.10/6.92 |
| C20B-2 | 31.750 | 19.05 | 19.56 | 10.19 | 77.8 | 81.5 | 26.4 | 4.5/3.5 | 36.45 | 170.0/38636 | 211.2 | 8.23 |
| C24B-2 | 38.100 | 25.40 | 25.40 | 14.63 | 101.7 | 106.2 | 33.2 | 6.0/4.8 | 48.36 | 280.0/63636 | 319.2 | 14.77 |
| C28B-2 | 44.450 | 27.94 | 30.99 | 15.90 | 124.6 | 129.1 | 36.7 | 7.5/6.0 | 59.56 | 360.0/81818 | 406.8 | 19.82 |
| C32B-2 | 50.800 | 29.21 | 30.99 | 17.81 | 124.6 | 129.6 | 42.0 | 7.0/6.0 | 58.55 | 450.0/102273 | 508.5 | 20.94 |
| C08B-3 | 12.700 | 8.51 | 7.75 | 4.45 | 45.1 | 46.1 | 11.8 | 1.60 | 13.92 | 47.5/10795 | 57.8 | 2.10 |
| C10B-3 | 15.875 | 10.16 | 9.65 | 5.08 | 52.7 | 54.1 | 14.7 | 1.70 | 16.59 | 66.7/15159 | 84.5 | 2.87 |
| C12B-3 | 19.050 | 12.07 | 11.68 | 5.72 | 61.5 | 64.2 | 16.0 | 1.85 | 19.46 | 86.7/19705 | 101.8 | 3.89 |
| C16B-3 | 25.400 | 15.88 | 17.02 | 8.28 | 99.8 | 102.9 | 21.0/24.0 | 4.15/3.1 | 31.88 | 160.0/36364 | 203.7 | 9.12/10.34 |
| C20B-3 | 31.750 | 19.05 | 19.56 | 10.19 | 114.2 | 117.9 | 26.4 | 4.5/3.5 | 36.45 | 250.0/56818 | 290.0 | 11.34 |
| C24B-3 | 38.100 | 25.40 | 25.40 | 14.63 | 150.1 | 154.6 | 33.2 | 6.0/4.8 | 48.36 | 425.0/96591 | 493.0 | 22.10 |
| C28B-3 | 44.450 | 27.94 | 30.99 | 15.90 | 184.2 | 188.7 | 36.7 | 7.5/6.0 | 59.56 | 530.0/120454 | 609.5 | 29.64 |
| C32B-3 | 50.800 | 29.21 | 30.99 | 17.81 | 183.2 | 188.2 | 42.0 | 7.0/6.0 | 58.55 | 670.0/152273 | 770.5 | 31.27 |



传动链
Driving Chain

曳引链
Hoisting Chain

输送链
Conveyor Chain

不锈钢链
Stainless Steel Chain

农机链
Agricultural Chain

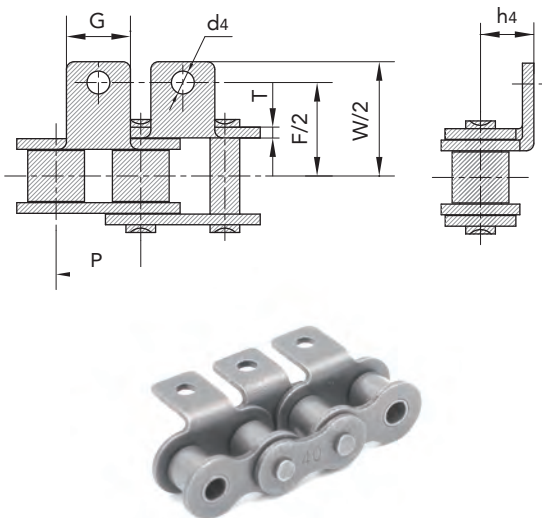
短节距输送链附件 Short pitch conveyor chain attachments

短节距输送链附件 Short pitch conveyor chain attachments

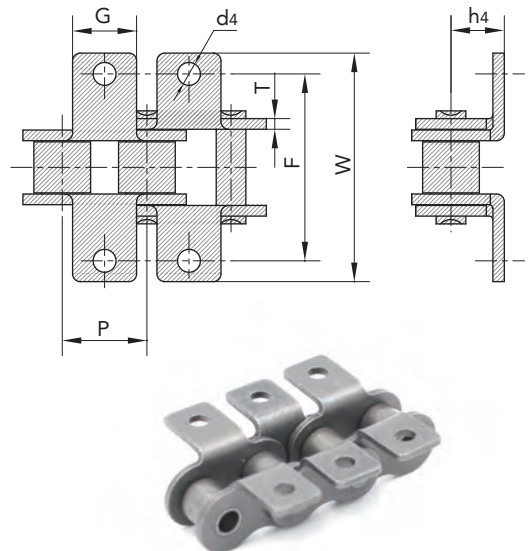
| 链号 DIN/ISO | 链号 ANSI | P | G | F | W | T | h4 | d4 |
|----------------------|-------------------|--------|------|--------|-------|------|-------|------|
| DIN/ISO Chain No. | ANSI Chain No. | mm | mm | mm | mm | mm | mm | mm |
| 04C | 25 | 6.350 | 5.6 | 13.80 | 23.2 | 0.80 | 4.30 | 3.4 |
| 06C | 35 | 9.525 | 7.9 | 19.00 | 28.6 | 1.30 | 6.35 | 3.4 |
| 08A | 40 | 12.700 | 9.5 | 25.40 | 35.2 | 1.50 | 7.90 | 3.4 |
| 085 | 41 | 12.700 | 9.5 | 24.00 | 33.4 | 1.30 | 6.90 | 3.6 |
| 10A | 50 | 15.875 | 12.7 | 31.75 | 46.2 | 2.03 | 10.30 | 5.5 |
| 12A | 60 | 19.050 | 15.9 | 38.10 | 55.6 | 2.42 | 11.90 | 5.5 |
| 16A | 80 | 25.400 | 19.1 | 50.80 | 64.8 | 3.25 | 15.90 | 6.8 |
| 20A | 100 | 31.750 | 25.4 | 63.50 | 89.8 | 4.00 | 19.80 | 9.2 |
| 24A | 120 | 38.100 | 28.6 | 76.20 | 108.5 | 4.80 | 23.00 | 9.8 |
| 28A | 140 | 44.450 | 34.9 | 88.90 | 123.0 | 5.60 | 28.60 | 11.4 |
| 32A | 160 | 50.800 | 38.1 | 101.60 | 142.8 | 6.40 | 31.75 | 13.1 |
| 40A | 200 | 63.500 | 50.8 | 127.00 | 179.0 | 8.00 | 42.88 | 16.3 |
| *06B | | 9.525 | 8.0 | 19.04 | 27.0 | 1.30 | 6.50 | 3.5 |
| 08B | | 12.700 | 9.5 | 25.40 | 36.4 | 1.60 | 8.90 | 4.5 |
| 10B | | 15.875 | 14.3 | 31.75 | 44.6 | 1.70 | 10.31 | 5.3 |
| 12B | | 19.050 | 16.0 | 38.10 | 52.4 | 1.85 | 13.46 | 6.4 |
| 16B | | 25.400 | 19.1 | 50.80 | 72.6 | 3.10 | 15.88 | 6.4 |
| 20B | | 31.750 | 35.0 | 63.50 | 100.5 | 3.50 | 19.80 | 9.0 |
| 24B | | 38.100 | 30.0 | 76.20 | 108.4 | 4.80 | 26.67 | 10.5 |
| 28B | | 44.450 | 35.0 | 88.90 | 123.0 | 6.00 | 28.58 | 13.1 |
| 32B | | 50.800 | 38.1 | 101.60 | 142.8 | 6.00 | 31.75 | 13.1 |

*直链板
*Straight side plates

A-1



K-1



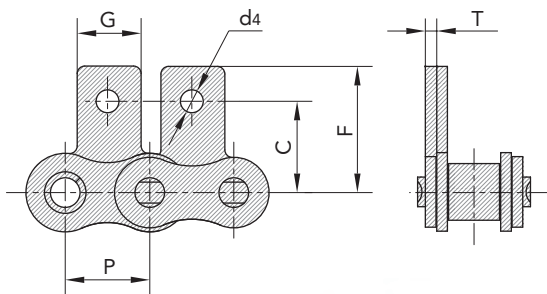
短节距输送链附件 Short pitch conveyor chain attachments

短节距输送链附件 Short pitch conveyor chain attachments

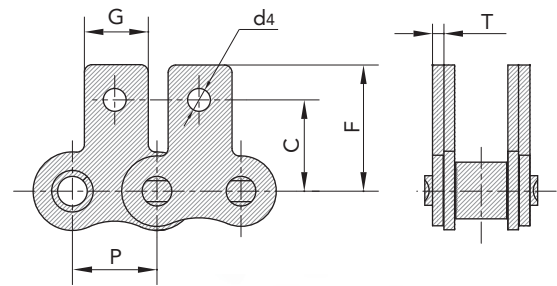
| 链号 DIN/ISO | 链号 ANSI | P | G | C | F | T | d4 |
|----------------------|-------------------|--------|------|-------|-------|------|------|
| DIN/ISO Chain No. | ANSI Chain No. | mm | mm | mm | mm | mm | mm |
| 04C | 25 | 6.350 | 5.6 | 7.95 | 11.70 | 0.80 | 3.4 |
| 06C | 35 | 9.525 | 7.9 | 9.50 | 14.55 | 1.30 | 3.4 |
| 08A | 40 | 12.700 | 9.5 | 12.70 | 19.05 | 1.50 | 3.4 |
| 085 | 41 | 12.700 | 9.5 | 11.85 | 16.55 | 1.30 | 3.6 |
| 10A | 50 | 15.875 | 12.7 | 15.90 | 25.25 | 2.03 | 5.5 |
| 12A | 60 | 19.050 | 15.9 | 18.30 | 29.33 | 2.42 | 5.5 |
| 16A | 80 | 25.400 | 19.1 | 24.60 | 34.70 | 3.25 | 6.8 |
| 20A | 100 | 31.750 | 25.4 | 31.80 | 43.30 | 4.00 | 9.2 |
| 24A | 120 | 38.100 | 28.6 | 36.50 | 51.60 | 4.80 | 9.8 |
| 28A | 140 | 44.450 | 34.9 | 44.50 | 62.00 | 5.60 | 11.4 |
| 32A | 160 | 50.800 | 38.1 | 50.80 | 69.85 | 6.40 | 13.1 |
| 40A | 200 | 63.500 | 50.8 | 63.50 | 88.90 | 8.00 | 16.3 |
| *06B | | 9.525 | 8.0 | 9.52 | 13.50 | 1.30 | 3.5 |
| 08B | | 12.700 | 9.5 | 13.35 | 18.90 | 1.60 | 4.3 |
| 10B | | 15.875 | 14.3 | 16.50 | 22.95 | 1.70 | 5.3 |
| 12B | | 19.050 | 16.0 | 21.45 | 28.60 | 1.85 | 6.4 |
| 16B | | 25.400 | 19.1 | 23.15 | 34.00 | 3.10 | 6.4 |
| 20B | | 31.750 | 35.0 | 30.50 | 45.70 | 3.50 | 9.0 |
| 24B | | 38.100 | 36.0 | 36.00 | 61.50 | 4.80 | 10.5 |

*直链板
*Straight side plates

SA-1/M1单侧(one side)



SK-1/M1双侧(both sides)



传动链
Driving Chain

曳引链
Hoisting Chain

输送链
Conveyor Chain

不锈钢链
Stainless Steel Chain

农机链
Agricultural Chain

短节距输送链附件 Short pitch conveyor chain attachments

短节距输送链附件 Short pitch conveyor chain attachments

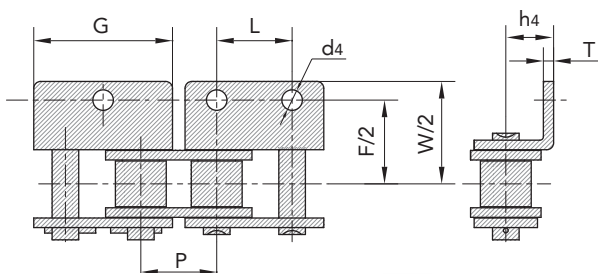
| 链号 DIN/ISO | 链号 ANSI | P | G | L | F | W | T | h4 | d4 |
|----------------------|-------------------|--------|--------|--------|--------|-------|------|-------|-------|
| DIN/ISO Chain No. | ANSI Chain No. | mm | mm | mm | mm | mm | mm | mm | mm |
| 04C | 25 | 6.350 | 11.41 | 6.350 | 13.80 | 23.2 | 0.80 | 4.30 | 3.40 |
| 06C | 35 | 9.525 | 17.32 | 9.525 | 19.00 | 28.6 | 1.30 | 6.35 | 2.80 |
| 08A | 40 | 12.700 | 23.00 | 12.700 | 25.40 | 35.6 | 1.50 | 7.90 | 3.40 |
| 085 | 41 | 12.700 | 22.30 | 12.700 | 24.00 | 35.0 | 1.30 | 7.20 | 4.85 |
| 10A | 50 | 15.875 | 28.80 | 15.875 | 31.75 | 46.8 | 2.03 | 10.30 | 5.50 |
| 12A | 60 | 19.050 | 34.65 | 19.050 | 38.10 | 56.4 | 2.42 | 11.90 | 5.50 |
| 16A | 80 | 25.400 | 45.90 | 25.400 | 50.80 | 73.2 | 3.25 | 15.90 | 6.80 |
| 20A | 100 | 31.750 | 57.65 | 31.750 | 63.50 | 89.8 | 4.00 | 19.80 | 9.20 |
| 24A | 120 | 38.100 | 69.30 | 38.100 | 76.20 | 108.8 | 4.80 | 23.00 | 9.80 |
| 28A | 140 | 44.450 | 80.45 | 44.450 | 88.90 | 123.0 | 5.60 | 28.60 | 11.40 |
| 32A | 160 | 50.800 | 92.00 | 50.800 | 101.60 | 142.8 | 6.40 | 31.75 | 13.10 |
| 40A | 200 | 63.500 | 115.50 | 63.500 | 127.00 | 179.0 | 8.00 | 42.88 | 16.30 |
| *06B | | 9.525 | 17.72 | 9.525 | 19.04 | 27.0 | 1.30 | 6.50 | 3.50 |
| 08B | | 12.700 | 24.00 | 12.700 | 25.40 | 36.4 | 1.60 | 8.90 | 4.30 |
| 10B | | 15.875 | 29.58 | 15.875 | 31.80 | 44.6 | 1.70 | 10.31 | 5.30 |
| 12B | | 19.050 | 34.05 | 19.050 | 38.10 | 52.4 | 1.85 | 13.46 | 6.40 |
| 16B | | 25.400 | 46.40 | 25.400 | 50.80 | 72.6 | 3.10 | 15.88 | 6.40 |
| 20B | | 31.750 | 58.10 | 31.750 | 63.00 | 100.5 | 3.50 | 19.80 | 9.00 |
| 24B | | 38.100 | 71.30 | 38.100 | 76.20 | 108.4 | 4.80 | 26.67 | 10.50 |
| 28B | | 44.450 | 81.10 | 44.450 | 88.90 | 123.0 | 6.00 | 28.58 | 13.10 |
| 32B | | 50.800 | 92.80 | 50.800 | 101.60 | 142.8 | 6.00 | 31.75 | 13.10 |

*直链板

*Straight side plates

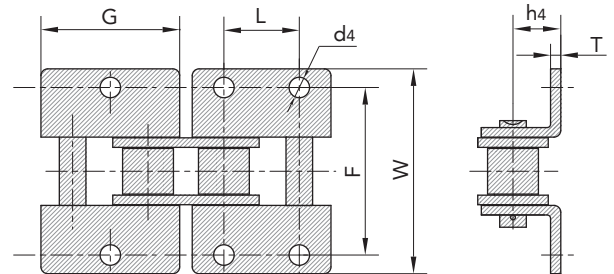
WA-1

WA-2



WK-1

WK-2

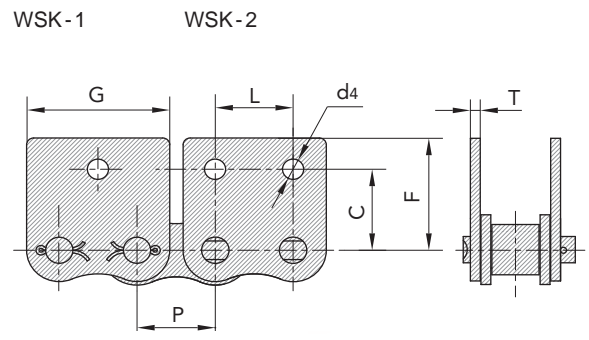
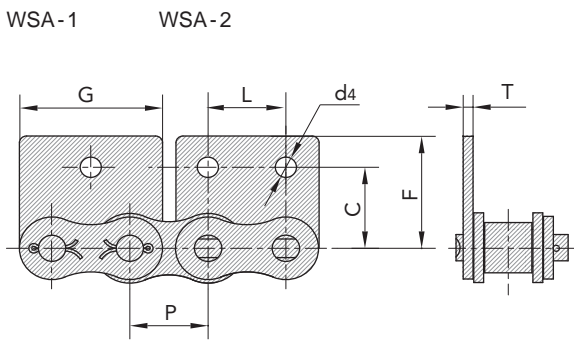


短节距输送链附件 Short pitch conveyor chain attachments

短节距输送链附件 Short pitch conveyor chain attachments

| 链号 DIN/ISO | 链号 ANSI | P | G | L | C | F | T | d4 |
|----------------------|-------------------|--------|-------|--------|-------|-------|------|------|
| DIN/ISO Chain No. | ANSI Chain No. | mm | mm | mm | mm | mm | mm | mm |
| 04C | 25 | 6.350 | 11.41 | 6.350 | 7.95 | 11.70 | 0.80 | 3.4 |
| 06C | 35 | 9.525 | 17.32 | 9.525 | 9.50 | 14.55 | 1.30 | 2.8 |
| 08A | 40 | 12.700 | 23.00 | 12.700 | 12.70 | 17.40 | 1.50 | 3.4 |
| 085 | 41 | 12.700 | 21.20 | 12.700 | 11.85 | 16.55 | 1.30 | 3.6 |
| 10A | 50 | 15.875 | 28.80 | 15.875 | 15.90 | 23.05 | 2.03 | 5.5 |
| 12A | 60 | 19.050 | 34.65 | 19.050 | 18.30 | 26.86 | 2.42 | 5.5 |
| 16A | 80 | 25.400 | 45.90 | 25.400 | 24.60 | 35.45 | 3.25 | 6.8 |
| 20A | 100 | 31.750 | 57.65 | 31.750 | 31.80 | 44.00 | 4.00 | 9.2 |
| 24A | 120 | 38.100 | 69.30 | 38.100 | 36.50 | 51.60 | 4.80 | 9.8 |
| 28A | 140 | 44.450 | 80.45 | 44.450 | 44.50 | 62.00 | 5.60 | 11.4 |
| 32A | 160 | 50.800 | 92.00 | 50.800 | 50.80 | 69.85 | 6.40 | 13.1 |
| 40A | 200 | 63.500 | 115.5 | 63.500 | 63.50 | 88.90 | 8.00 | 16.3 |
| *06B | | 9.525 | 17.72 | 9.525 | 9.52 | 13.50 | 1.30 | 3.5 |
| 08B | | 12.700 | 23.30 | 12.700 | 13.35 | 18.90 | 1.60 | 4.3 |
| 10B | | 15.875 | 29.58 | 15.875 | 16.50 | 22.95 | 1.70 | 5.3 |
| 12B | | 19.050 | 34.05 | 19.050 | 21.45 | 28.60 | 1.85 | 6.4 |
| 16B | | 25.400 | 46.40 | 25.400 | 23.15 | 34.00 | 3.10 | 6.4 |
| 20B | | 31.750 | 58.10 | 31.750 | 30.50 | 45.70 | 3.50 | 9.0 |
| 24B | | 38.100 | 71.30 | 38.100 | 42.70 | 61.50 | 4.80 | 10.5 |

*直链板
*Straight side plates



传动链
Driving Chain

曳引链
Hoisting Chain

输送链
Conveyor Chain

不锈钢链
Stainless Steel Chain

农机链
Agricultural Chain

短节距输送链附件 Short pitch conveyor chain attachments

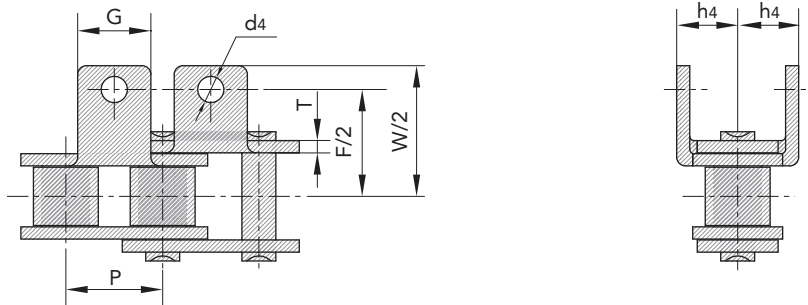
短节距输送链附件 Short pitch conveyor chain attachments

| 链号 DIN/ISO | 链号 ANSI | P | G | F | W | T | h4 | d4 |
|----------------------|-------------------|--------|------|-------|-------|------|-------|------|
| DIN/ISO Chain No. | ANSI Chain No. | mm | mm | mm | mm | mm | mm | mm |
| 08A | 40 | 12.700 | 9.5 | 25.40 | 35.2 | 1.50 | 7.90 | 3.4 |
| 10A | 50 | 15.875 | 12.7 | 31.75 | 46.2 | 2.03 | 10.30 | 5.5 |
| 12A | 60 | 19.050 | 15.9 | 38.10 | 55.6 | 2.42 | 11.90 | 5.5 |
| 16A | 80 | 25.400 | 19.1 | 50.80 | 64.8 | 3.25 | 15.90 | 6.8 |
| 20A | 100 | 31.750 | 25.4 | 63.50 | 87.3 | 4.00 | 19.80 | 9.2 |
| 24A | 120 | 38.100 | 28.6 | 76.20 | 108.5 | 4.80 | 23.00 | 9.8 |
| *06B | | 9.525 | 8.0 | 19.04 | 27.0 | 1.30 | 6.50 | 3.5 |
| 08B | | 12.700 | 9.5 | 25.40 | 36.4 | 1.60 | 8.90 | 4.5 |
| 10B | | 15.875 | 14.3 | 31.75 | 44.6 | 1.70 | 10.31 | 5.3 |
| 12B | | 19.050 | 16.0 | 38.10 | 52.4 | 1.85 | 13.46 | 6.4 |
| 16B | | 25.400 | 19.1 | 50.80 | 72.6 | 3.10 | 15.88 | 6.4 |
| 20B | | 31.750 | 35.0 | 63.50 | 100.5 | 3.50 | 19.80 | 9.0 |
| 24B | | 38.100 | 30.0 | 76.20 | 108.4 | 4.80 | 26.67 | 10.5 |

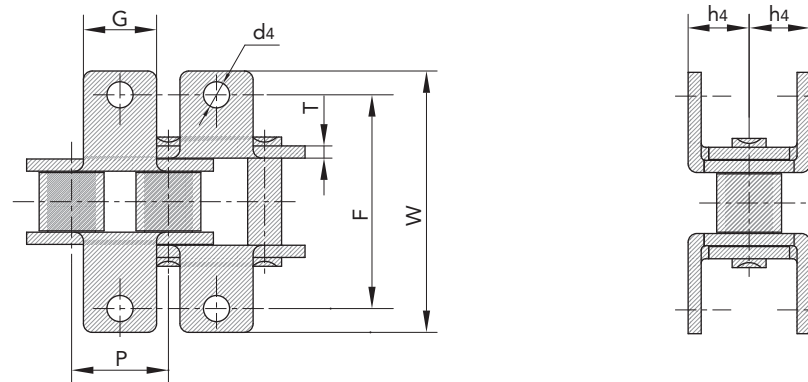
*直链板

*Straight side plates

AA-1



KK-1



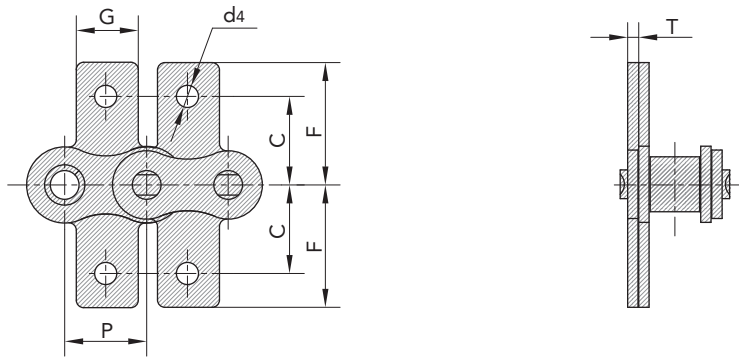
短节距输送链附件 Short pitch conveyor chain attachments

短节距输送链附件 Short pitch conveyor chain attachments

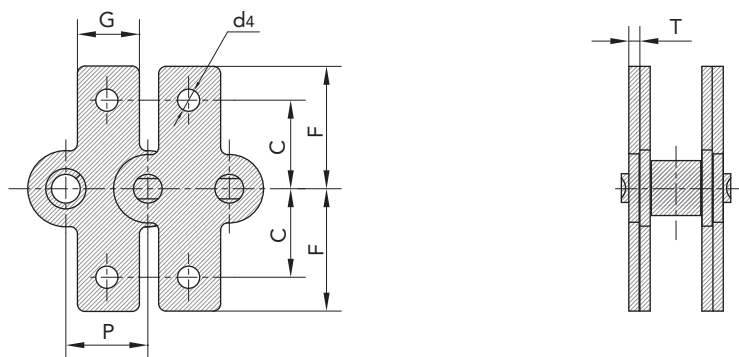
| 链号 DIN/ISO | 链号 ANSI | P | G | C | F | T | d4 |
|----------------------|-------------------|--------|------|-------|--------|------|------|
| DIN/ISO Chain No. | ANSI Chain No. | mm | mm | mm | mm | mm | mm |
| 08A | 40 | 12.700 | 9.5 | 12.70 | 19.05 | 1.50 | 3.4 |
| 10A | 50 | 15.875 | 12.7 | 15.90 | 25.25 | 2.03 | 5.5 |
| 12A | 60 | 19.050 | 15.9 | 18.30 | 29.33 | 2.42 | 5.5 |
| 16A | 80 | 25.400 | 19.1 | 24.60 | 34.70 | 3.25 | 6.8 |
| 20A | 100 | 31.750 | 25.4 | 31.80 | 43.30 | 4.00 | 9.2 |
| 24A | 120 | 38.100 | 28.6 | 73.00 | 103.20 | 4.80 | 9.8 |
| *06B | | 9.525 | 8.0 | 9.52 | 13.50 | 1.30 | 3.5 |
| 08B | | 12.700 | 9.5 | 13.35 | 18.90 | 1.60 | 4.3 |
| 10B | | 15.875 | 14.3 | 16.50 | 22.95 | 1.70 | 5.3 |
| 12B | | 19.050 | 16.0 | 21.45 | 28.60 | 1.85 | 6.4 |
| 16B | | 25.400 | 19.1 | 23.15 | 34.00 | 3.10 | 6.4 |
| 20B | | 31.750 | 35.0 | 30.50 | 45.70 | 3.50 | 9.0 |
| 24B | | 38.100 | 36.0 | 85.40 | 123.0 | 4.80 | 10.5 |

*直链板
*Straight side plates

SAA-1



SKK-1



传动链
Driving Chain

曳引链
Hoisting Chain

输送链
Conveyor Chain

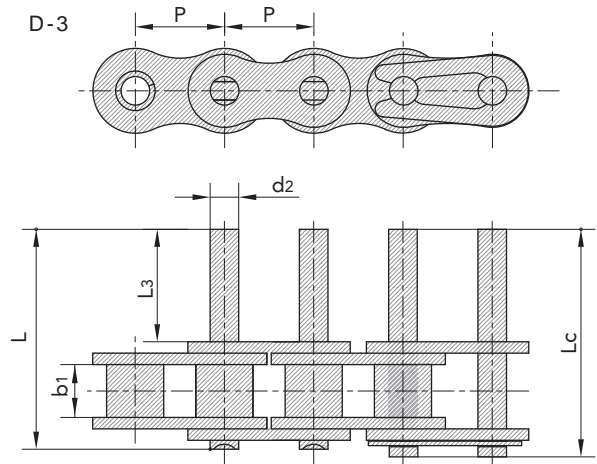
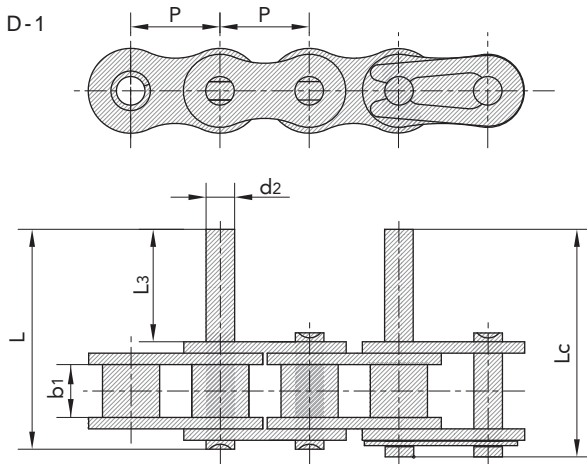
不锈钢链
Stainless Steel Chain

农机链
Agricultural Chain

短节距加长销输送链 Short pitch conveyor chain with extended pins

短节距加长销输送链 Short pitch conveyor chain with extended pins

| 链号 DIN/ISO | 链号 ANSI | P | b1 | d2 | L3 | L | Lc |
|----------------------|-------------------|--------|-------|-------|------|-------|-------|
| DIN/ISO Chain No. | ANSI Chain No. | mm | mm | mm | mm | mm | mm |
| 06C | 35 | 9.525 | 4.77 | 3.58 | 9.5 | 20.8 | 21.6 |
| 08A | 40 | 12.700 | 7.85 | 3.96 | 9.5 | 25.1 | 26.2 |
| 10A | 50 | 15.875 | 9.40 | 5.08 | 11.9 | 31.3 | 33.1 |
| 12A | 60 | 19.050 | 12.57 | 5.94 | 14.3 | 38.6 | 40.6 |
| 16A | 80 | 25.400 | 15.75 | 7.92 | 19.1 | 50.3 | 53.3 |
| 20A | 100 | 31.750 | 18.90 | 9.53 | 23.8 | 61.8 | 66.1 |
| 24A | 120 | 38.100 | 25.22 | 11.10 | 28.6 | 76.4 | 80.4 |
| 28A | 140 | 44.450 | 25.22 | 12.70 | 33.3 | 84.8 | 89.4 |
| 32A | 160 | 50.800 | 31.55 | 14.27 | 38.1 | 99.6 | 104.4 |
| 08B | | 12.700 | 7.75 | 4.45 | 9.5 | 25.1 | 26.6 |
| 10B | | 15.875 | 9.65 | 5.08 | 11.9 | 30.1 | 31.5 |
| 12B | | 19.050 | 11.68 | 5.72 | 14.3 | 35.4 | 37.1 |
| 16B | | 25.400 | 17.02 | 8.28 | 19.1 | 53.0 | 54.3 |
| 20B | | 31.750 | 19.56 | 10.19 | 41.0 | 79.9 | 83.6 |
| 24B | | 38.100 | 25.40 | 14.63 | 50.7 | 101.4 | 105.8 |
| 28B | | 44.450 | 30.99 | 15.90 | 61.9 | 124.0 | 128.4 |
| 32B | | 50.800 | 30.99 | 17.81 | 64.8 | 126.8 | 131.8 |

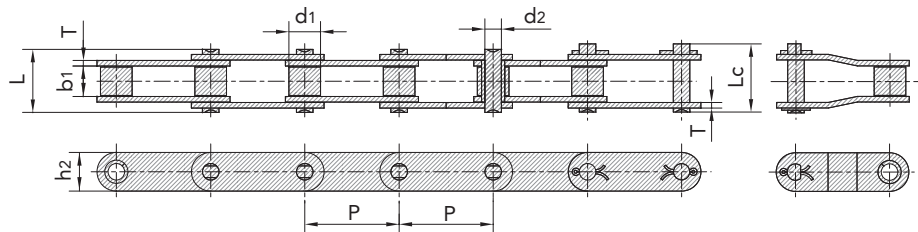


双节距输送链 Double pitch conveyor chain

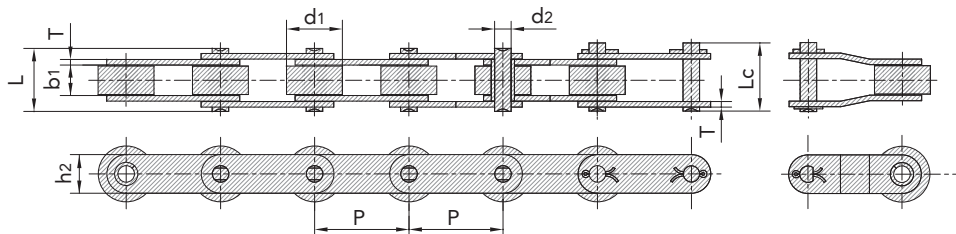
双节距输送链 Double pitch conveyor chain

| 链号 ISO | 链号 ANSI | 节距 Pitch | 滚子直径 Roller diameter | 内节内宽 Width between inner plates | 销轴直径 Pin diameter | 销轴长度 Pin length | | 内链板高度 Innerplate depth | 链板厚度 Plate thickness | 极限拉伸载荷 Ultimate tensile strength | 平均拉伸载荷 Average tensile strength | 每米长重 Weight per meter |
|---------------|----------------|-------------|-------------------------|------------------------------------|----------------------|--------------------|--------|---------------------------|-------------------------|-------------------------------------|------------------------------------|--------------------------|
| ISO Chain No. | ANSI Chain No. | P | d1 max | b1 min | d2 max | L max | Lc max | h2 max | T max | Q min | Q0 | q |
| | | mm | mm | mm | mm | mm | mm | mm | mm | kN/lbf | kN | kg/m |
| C208A | C2040 | 25.40 | 7.95 | 7.85 | 3.96 | 16.6 | 17.8 | 12.0 | 1.50 | 14.1/3205 | 16.7 | 0.50 |
| C208AL | C2042 | | 15.88 | | | | | | | | | 0.84 |
| C208AH | C2040H | 25.40 | 7.95 | 7.85 | 3.96 | 18.8 | 19.9 | 12.0 | 2.03 | 14.1/3205 | 17.2 | 0.65 |
| C208B | | 25.40 | 8.51 | 7.75 | 4.45 | 16.7 | 18.2 | 11.8 | 1.60 | 18.0/4091 | 19.4 | 0.55 |
| C208BL | | | 15.88 | | | | | | | | | 0.89 |
| C210A | C2050 | 31.75 | 10.16 | 9.40 | 5.08 | 20.7 | 22.2 | 15.0 | 2.03 | 22.2/5045 | 28.1 | 0.78 |
| C210AL | C2052 | | 19.05 | | | | | | | | | 1.27 |
| C212A | C2060 | 38.10 | 11.91 | 12.57 | 5.94 | 25.9 | 27.7 | 18.0 | 2.42 | 31.8/7227 | 36.8 | 1.12 |
| C212AL | C2062 | | 22.23 | | | | | | | | | 1.61 |
| C212AH | C2060H | 38.10 | 11.91 | 12.57 | 5.94 | 29.2 | 31.6 | 18.0 | 3.25 | 31.8/7227 | 41.6 | 1.44 |
| C212AHL | C2062H | | 22.23 | | | | | | | | | 2.07 |
| C216A | C2080 | 50.80 | 15.88 | 15.75 | 7.92 | 32.7 | 36.5 | 24.0 | 3.25 | 56.7/12886 | 65.7 | 2.08 |
| C216AL | C2082 | | 28.58 | | | | | | | | | 3.12 |
| C216AH | C2080H | 50.80 | 15.88 | 15.75 | 7.92 | 36.2 | 39.4 | 24.0 | 4.00 | 56.7/12886 | 70.0 | 2.54 |
| C216AHL | C2082H | | 28.58 | | | | | | | | | 3.58 |
| C220A | C2100 | 63.50 | 19.05 | 18.90 | 9.53 | 40.4 | 44.7 | 30.0 | 4.00 | 88.5/20114 | 102.6 | 3.01 |
| C220AL | C2102 | | 39.67 | | | | | | | | | 4.83 |
| C220AH | C2100H | 63.50 | 19.05 | 18.90 | 9.53 | 43.6 | 46.9 | 30.0 | 4.80 | 88.5/20114 | 112.4 | 3.56 |
| C220AHL | C2102H | | 39.67 | | | | | | | | | 5.38 |
| C224A | C2120 | 76.20 | 22.23 | 25.22 | 11.10 | 50.3 | 54.3 | 35.7 | 4.80 | 127.0/28864 | 147.3 | 4.66 |
| C224AL | C2122 | | 44.45 | | | | | | | | | 7.66 |
| C224AH | C2120H | 76.20 | 22.23 | 25.22 | 11.10 | 53.5 | 57.5 | 35.7 | 5.60 | 127.0/28864 | 160.9 | 5.26 |
| C224AHL | C2122H | | 44.45 | | | | | | | | | 8.26 |
| C232A | C2160 | 101.60 | 28.58 | 31.75 | 14.27 | 64.8 | 69.6 | 47.8 | 6.40 | 226.8/51545 | 278.9 | 8.15 |
| C232AL | C2162 | | 57.15 | | | | | | | | | 13.00 |
| C232AH | C2160H | 101.60 | 28.58 | 31.75 | 14.27 | 68.2 | 73.0 | 47.8 | 7.20 | 226.8/51545 | 285.8 | 9.06 |
| C232AHL | C2162H | | 57.15 | | | | | | | | | 13.84 |

小滚子型
Small Roller Type



大滚子型
Large Roller Type



传动链
Driving Chain

曳引链
Hoisting Chain

输送链
Conveyor Chain

不锈钢链
Stainless Steel Chain

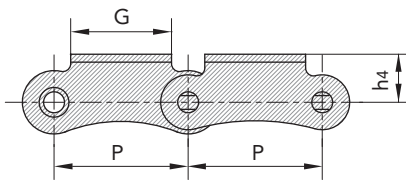
农机链
Agricultural Chain

双节距输送链附件 Double pitch conveyor chain attachments

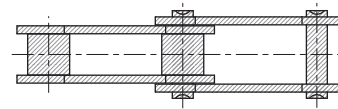
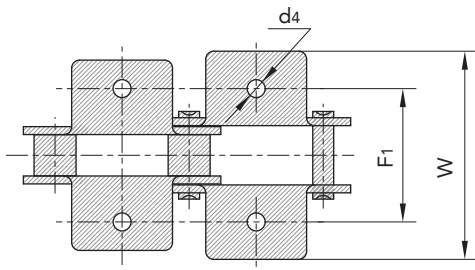
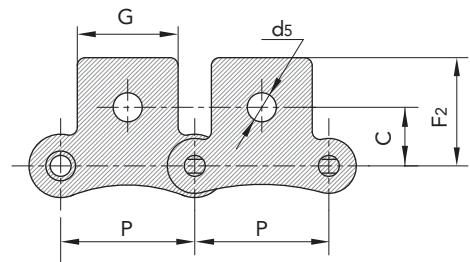
双节距输送链附件 Double pitch conveyor chain attachments

| 链号 DIN/ISO | 链号 ANSI | P | G | F1 | W | h4 | d4 | C | F2 | d5 |
|----------------------|-------------------|-------|------|------|-------|------|------|------|------|------|
| DIN/ISO Chain No. | ANSI Chain No. | mm | mm | mm | mm | mm | mm | mm | mm | mm |
| 208A | 2040 | 25.40 | 19.1 | 25.4 | 39.6 | 9.1 | 3.4 | 11.1 | 20.5 | 5.5 |
| 210A | 2050 | 31.75 | 23.8 | 31.8 | 49.0 | 11.1 | 5.5 | 14.3 | 25.0 | 6.6 |
| 212A | 2060 | 38.10 | 28.6 | 42.9 | 67.8 | 14.7 | 5.5 | 17.5 | 32.9 | 9.2 |
| 216A | 2080 | 50.80 | 38.1 | 55.6 | 87.8 | 19.1 | 6.8 | 22.2 | 43.5 | 11.0 |
| 220A | 2100 | 63.50 | 47.6 | 66.6 | 107.5 | 23.4 | 9.2 | 28.6 | 50.4 | 13.0 |
| 224A | 2120 | 76.20 | 57.2 | 79.3 | 121.4 | 27.8 | 10.5 | 33.3 | 55.5 | 15.0 |
| 208B | | 25.40 | 23.2 | 25.4 | 39.6 | 9.1 | 4.5 | 11.1 | 20.5 | 5.5 |
| 210B | | 31.75 | 23.8 | 31.8 | 49.0 | 11.1 | 5.5 | | | |
| 212B | | 38.10 | 35.0 | 38.1 | 57.0 | 14.7 | 6.6 | | | |
| 216B | | 50.80 | 44.0 | 50.8 | 84.0 | 19.1 | 6.6 | | | |
| 220B | | 63.50 | 52.0 | 63.5 | 104.0 | 23.4 | 8.4 | | | |
| 224B | | 76.20 | 60.0 | 76.2 | 120.0 | 27.8 | 10.5 | | | |

K-1



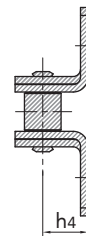
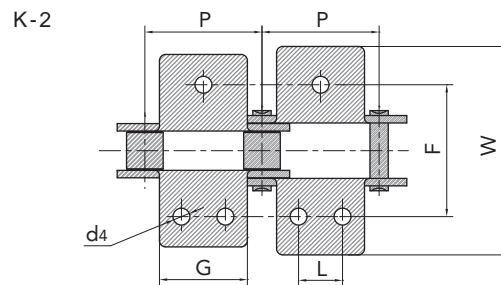
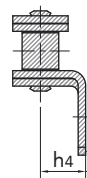
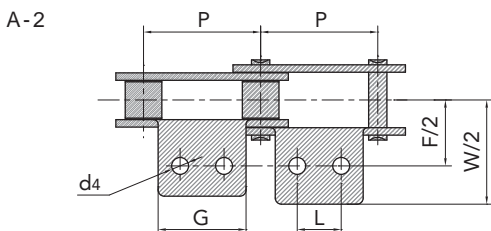
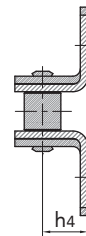
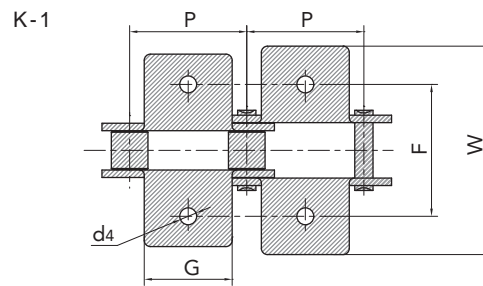
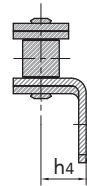
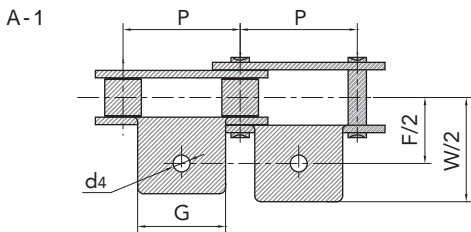
SK-1



双节距输送链附件 Double pitch conveyor chain attachments

双节距输送链附件 Double pitch conveyor chain attachments

| 链号 ISO | 链号 ANSI | P | G | L | F | W | h4 | d4 |
|-------------------|-------------------|--------|------|------|-------|-------|------|------|
| ISO Chain No. | ANSI Chain No. | mm | mm | mm | mm | mm | mm | mm |
| C208A C208AL | C2040 C2042 | 25.40 | 19.1 | 9.5 | 25.4 | 39.6 | 9.1 | 3.4 |
| C208B C208BL | | 25.40 | 23.2 | 12.7 | 25.4 | 39.6 | 9.1 | 4.5 |
| C210A C210AL | C2050 C2052 | 31.75 | 23.8 | 11.9 | 31.8 | 49.0 | 11.1 | 5.5 |
| C212A C212AL | C2060 C2062 | 38.10 | 28.6 | 14.3 | 42.9 | 67.8 | 14.7 | 5.5 |
| C212AH C212AHL | C2060H C2062H | 38.10 | 28.6 | 14.3 | 42.9 | 67.8 | 14.7 | 5.5 |
| C216A C216AL | C2080 C2082 | 50.80 | 38.1 | 19.1 | 55.6 | 87.8 | 19.1 | 6.8 |
| C216AH C216AHL | C2080H C2082H | 50.80 | 38.1 | 19.1 | 55.6 | 87.8 | 19.1 | 6.8 |
| C220A C220AL | C2100 C2102 | 63.50 | 47.6 | 23.8 | 66.6 | 107.5 | 23.4 | 9.2 |
| C220AH C220AHL | C2100H C2102H | 63.50 | 47.6 | 23.8 | 66.6 | 107.5 | 23.4 | 9.2 |
| C224A C224AL | C2120 C2122 | 76.20 | 57.2 | 28.6 | 79.3 | 121.4 | 27.8 | 11.0 |
| C224AH C224AHL | C2120H C2122H | 76.20 | 57.2 | 28.6 | 79.3 | 121.4 | 27.8 | 11.0 |
| C232A C232AL | C2160 C2162 | 101.60 | 76.2 | 38.1 | 104.7 | 151.6 | 36.5 | 13.1 |
| C232AH C232AHL | C2160H C2162H | 101.60 | 76.2 | 38.1 | 104.7 | 151.6 | 36.5 | 13.1 |



传动链
Driving Chain

曳引链
Hoisting Chain

输送链
Conveyor Chain

不锈钢链
Stainless Steel Chain

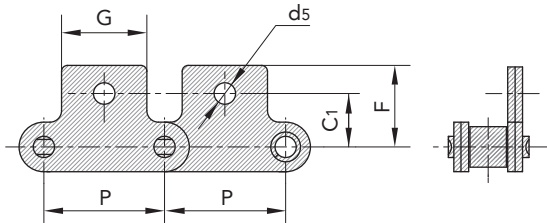
农机链
Agricultural Chain

双节距输送链附件 Double pitch conveyor chain attachments

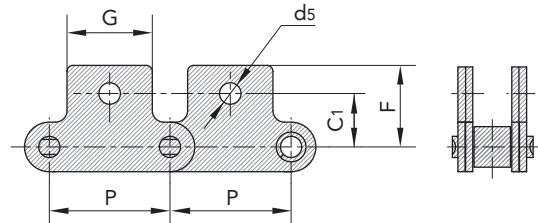
双节距输送链附件 Double pitch conveyor chain attachments

| 链号 ISO | 链号 ANSI | P | G | L | C1 | C2 | F | d4 | d5 |
|-------------------|-------------------|-------|-------|-------|------|-------|------|-----|-------|
| ISO Chain No. | ANSI Chain No. | mm | mm | mm | mm | mm | mm | mm | mm |
| C208A C208AL | C2040 C2042 | 25.40 | 19.10 | 9.50 | 11.1 | 13.50 | 20.5 | 3.4 | 5.50 |
| C208B C208BL | | 25.40 | 23.20 | 12.70 | 11.1 | 13.50 | 20.5 | 4.5 | 5.50 |
| C210A C210AL | C2050 C2052 | 31.75 | 23.80 | 11.90 | 14.3 | 15.90 | 25.0 | 5.5 | 6.60 |
| C212A C212AL | C2060 C2062 | 38.10 | 28.60 | 14.30 | 17.5 | 19.10 | 32.9 | 5.5 | 9.20 |
| C212AH C212AHL | C2060H C2062H | 38.10 | 28.60 | 14.30 | 17.5 | 19.10 | 32.9 | 5.5 | 9.20 |
| C216A C216AL | C2080 C2082 | 50.80 | 38.10 | 19.10 | 22.2 | 25.40 | 43.5 | 6.6 | 11.00 |
| C216AH C216AHL | C2080H C2082H | 50.80 | 38.10 | 19.10 | 22.2 | 25.40 | 43.5 | 6.6 | 11.00 |
| C220A C220AL | C2100 C2102 | 63.50 | 47.60 | 23.80 | 28.6 | 31.80 | 50.4 | 8.4 | 13.00 |
| C220AH C220AHL | C2100H C2102H | 63.50 | 47.60 | 23.80 | 28.6 | 31.80 | 50.4 | 8.4 | 13.00 |

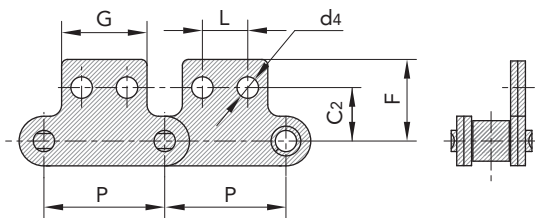
SA-1



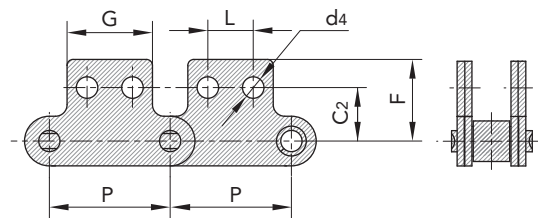
SK-1



SA-2



SK-2

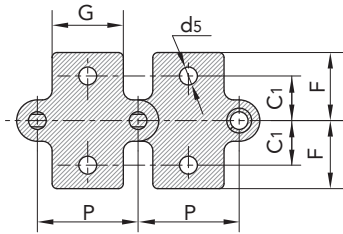


双节距输送链附件 Double pitch conveyor chain attachments

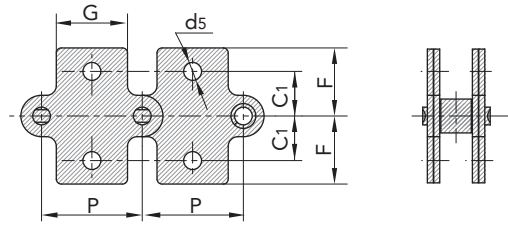
双节距输送链附件 Double pitch conveyor chain attachments

| 链号 ISO | 链号 ANSI | P | G | L | C1 | C2 | F | d4 | d5 |
|-------------------|-------------------|-------|------|------|------|------|------|-----|------|
| ISO Chain No. | ANSI Chain No. | mm | mm | mm | mm | mm | mm | mm | mm |
| C208A C208AL | C2040 C2042 | 25.40 | 19.1 | 9.5 | 11.1 | 13.5 | 20.5 | 3.4 | 5.5 |
| C208B C208BL | | 25.40 | 23.2 | 12.7 | 11.1 | 13.5 | 20.5 | 4.5 | 5.5 |
| C210A C210AL | C2050 C2052 | 31.75 | 23.8 | 11.9 | 14.3 | 15.9 | 25.0 | 5.5 | 6.6 |
| C212A C212AL | C2060 C2062 | 38.10 | 28.6 | 14.3 | 17.5 | 19.1 | 32.9 | 5.5 | 9.2 |
| C212AH C212AHL | C2060H C2062H | 38.10 | 28.6 | 14.3 | 17.5 | 19.1 | 32.9 | 5.5 | 9.2 |
| C216A C216AL | C2080 C2082 | 50.80 | 38.1 | 19.1 | 22.2 | 25.4 | 43.5 | 6.6 | 11.0 |
| C216AH C216AHL | C2080H C2082H | 50.80 | 38.1 | 19.1 | 22.2 | 25.4 | 43.5 | 6.6 | 11.0 |

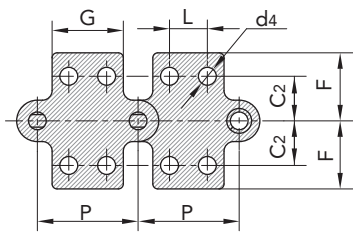
SAA-1



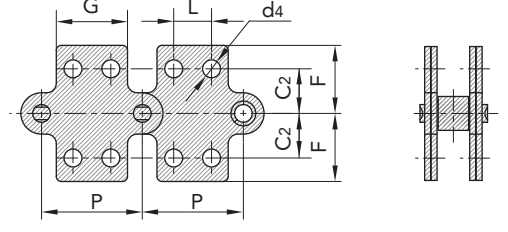
SKK-1



SAA-2



SKK-2



传动链
Driving Chain

曳引链
Hoisting Chain

输送链
Conveyor Chain

不锈钢链
Stainless Steel Chain

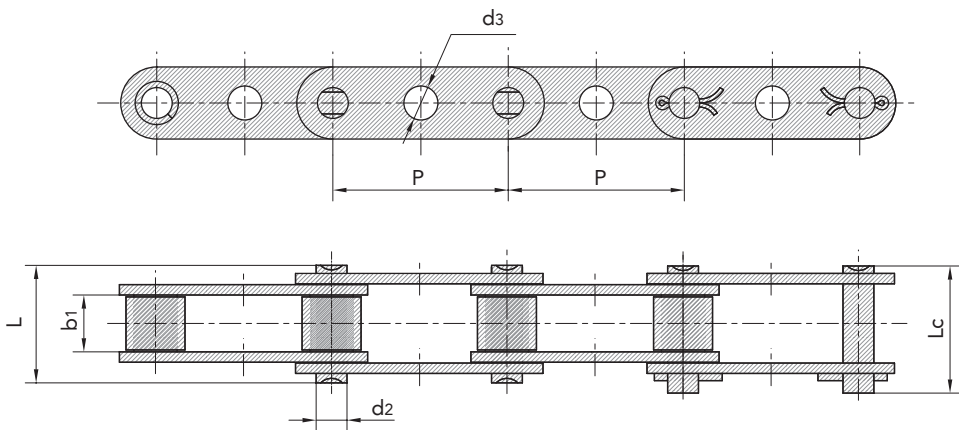
农机链
Agricultural Chain

双节距输送链特殊附件 Double pitch conveyor chain special attachments

双节距输送链特殊附件 Double pitch conveyor chain special attachments

| 链号 ISO | 链号 ANSI | P | b1 | d2 | d3 | L | Lc |
|-------------------|-------------------|-------|-------|------|------|------|------|
| ISO Chain No. | ANSI Chain No. | mm | mm | mm | mm | mm | mm |
| C208A C208AL | C2040 C2042 | 25.40 | 7.85 | 3.96 | 4.1 | 16.6 | 18.8 |
| C210A C210AL | C2050 C2052 | 31.75 | 9.40 | 5.08 | 5.1 | 20.7 | 23.3 |
| C212A C212AL | C2060 C2062 | 38.10 | 12.57 | 5.94 | 6.1 | 25.9 | 28.3 |
| C212AH C212AHL | C2060H C2062H | 38.10 | 12.57 | 5.94 | 6.1 | 29.2 | 31.6 |
| C216A C216AL | C2080 C2082 | 50.80 | 15.75 | 7.92 | 8.1 | 32.7 | 36.5 |
| C216AH C216AHL | C2080H C2082H | 50.80 | 15.75 | 7.92 | 8.1 | 36.2 | 39.4 |
| C220A C220AL | C2100 C2102 | 63.50 | 18.90 | 9.53 | 10.1 | 40.4 | 44.7 |
| C220AH C220AHL | C2100H C2102H | 63.50 | 18.90 | 9.53 | 10.1 | 43.6 | 46.9 |

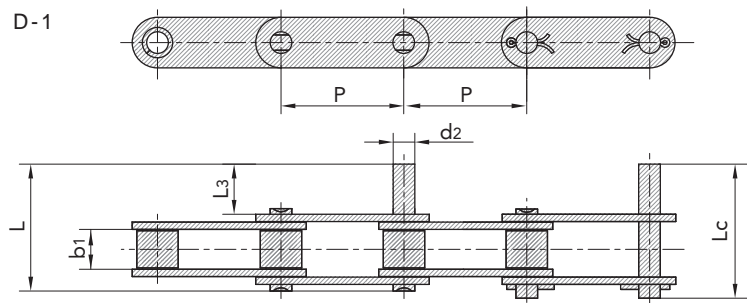
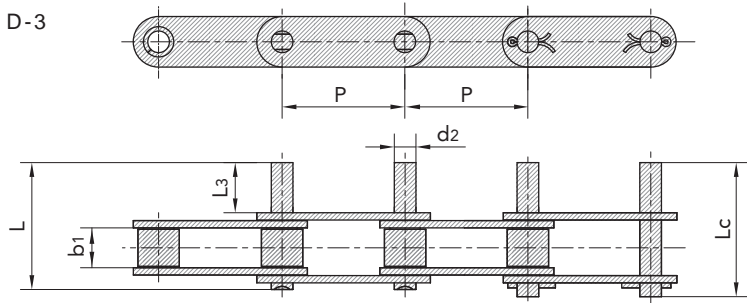
GK-1



双节距加长销输送链 Double pitch conveyor chain with extended pins

双节距加长销输送链 Double pitch conveyor chain with extended pins

| 链号 ISO | 链号 ANSI | P | b1 | d2 | L3 | L | Lc |
|-------------------|-------------------|--------|-------|-------|------|-------|-------|
| ISO Chain No. | ANSI Chain No. | mm | mm | mm | mm | mm | mm |
| C208A C208AL | C2040 C2042 | 25.40 | 7.85 | 3.96 | 9.5 | 25.1 | 26.2 |
| C210A C210AL | C2050 C2052 | 31.75 | 9.40 | 5.08 | 11.9 | 31.3 | 33.1 |
| C212A C212AL | C2060 C2062 | 38.10 | 12.57 | 5.94 | 14.3 | 38.6 | 40.6 |
| C212AH C212AHL | C2060H C2062H | 38.10 | 12.57 | 5.94 | 14.3 | 42.0 | 43.8 |
| C216A C216AL | C2080 C2082 | 50.80 | 15.75 | 7.92 | 19.1 | 50.3 | 53.3 |
| C216AH C216AHL | C2080H C2082H | 50.80 | 15.75 | 7.92 | 19.1 | 53.5 | 55.0 |
| C220A C220AL | C2100 C2102 | 63.50 | 18.90 | 9.53 | 23.8 | 61.8 | 66.1 |
| C220AH C220AHL | C2100H C2102H | 63.50 | 18.90 | 9.53 | 23.8 | 65.0 | 68.3 |
| C224AH C224AHL | C2120H C2122H | 76.20 | 25.22 | 11.10 | 28.6 | 79.6 | 83.6 |
| C232AH C232AHL | C2160H C2162H | 101.60 | 31.75 | 14.27 | 38.1 | 103.0 | 107.8 |



传动链
Driving Chain

曳引链
Hoisting Chain

输送链
Conveyor Chain

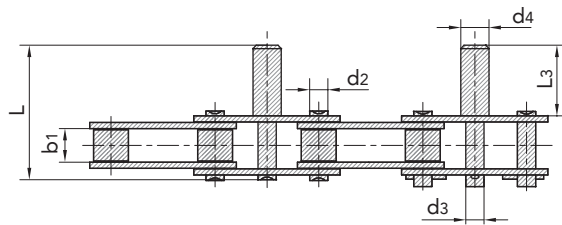
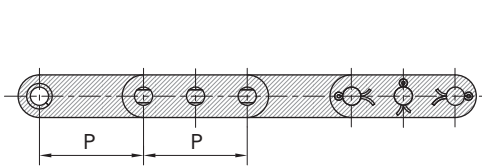
不锈钢链
Stainless Steel Chain

农机链
Agricultural Chain

双节距加长销输送链 Double pitch conveyor chain with extended pins

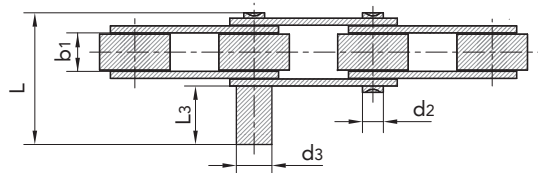
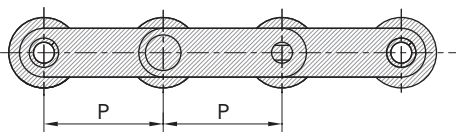
双节距加长销输送链 Double pitch conveyor chain with extended pins

| 链号 ISO | P | b1 | d2 | d3 | d4 | L3 | L |
|------------------|-------|-------|------|------|------|------|------|
| ISO Chain No. | mm | mm | mm | mm | mm | mm | mm |
| C2052F2 | 31.75 | 9.40 | 5.08 | 6.00 | 7.0 | 20.0 | 39.8 |
| C2052F14 | 31.75 | 9.40 | 5.08 | 6.00 | 7.0 | 21.0 | 40.4 |
| C2062-D38 | 38.10 | 12.57 | 5.94 | 5.94 | 11.1 | 24.2 | 48.6 |
| C2062-D39 | 38.10 | 12.57 | 5.94 | 5.94 | 13.3 | 32.2 | 56.6 |
| C212AHL-D4 | 38.10 | 12.57 | 5.94 | 5.94 | 8.0 | 25.0 | 53.0 |
| C212AHF3 | 38.10 | 12.57 | 5.94 | 8.08 | 10.0 | 35.0 | 63.0 |
| C212AHF7 | 38.10 | 12.57 | 5.94 | 5.94 | 12.7 | 41.2 | 69.2 |
| C212AHF8 | 38.10 | 12.57 | 5.94 | 8.00 | 10.0 | 35.0 | 63.0 |
| C2060HF9 | 38.10 | 12.57 | 5.94 | 7.95 | 12.7 | 41.3 | 69.3 |
| C2060HF10 | 38.10 | 12.57 | 5.94 | 7.70 | 14.3 | 41.3 | 69.3 |
| C2060H-D23 | 38.10 | 12.57 | 5.94 | 8.80 | 12.7 | 41.3 | 69.3 |
| C2060H-D24 | 38.10 | 12.57 | 5.94 | 7.95 | 12.7 | 44.8 | 65.6 |
| C2060H-D31 | 38.10 | 12.57 | 5.94 | 7.95 | 16.0 | 45.0 | 73.0 |
| C2062H-D41 | 38.10 | 12.57 | 5.94 | 9.53 | 9.5 | 22.2 | 50.0 |



双节距加长销输送链 Double pitch conveyor chain with extended pins

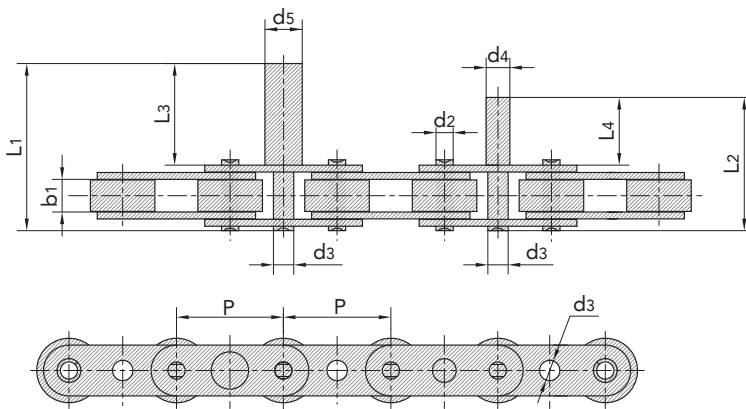
| 链号 SFR | P | b1 | d2 | d3 | L3 | L |
|------------------|-------|-------|------|-------|-------|------|
| SFR Chain No. | mm | mm | mm | mm | mm | mm |
| C2052DF1 | 31.75 | 9.40 | 5.08 | 7.50 | 14.15 | 33.6 |
| C210AF4 | 31.75 | 9.40 | 5.08 | 11.00 | 34.00 | 53.7 |
| C2052-D4 | 31.75 | 9.40 | 5.08 | 6.00 | 32.40 | 52.0 |
| C2050-D5 | 31.75 | 9.40 | 5.08 | 8.00 | 40.00 | 59.7 |
| C212AHL-D4 | 38.10 | 12.57 | 5.94 | 8.00 | 25.00 | 53.0 |
| C2062-D6 | 38.10 | 12.57 | 5.94 | 12.00 | 25.00 | 49.7 |



双节距加长销输送链 Double pitch conveyor chain with extended pins

双节距加长销输送链 Double pitch conveyor chain with extended pins

| 链号 SFR | P | b1 | d2 | d3 | d4 | d5 | L3 | L1 | L4 | L2 |
|------------------|-------|-------|------|------|-------|-------|-------|-------|-------|-------|
| SFR Chain No. | mm | mm | mm | mm | mm | mm | mm | mm | mm | mm |
| C2052F1 | 31.75 | 9.40 | 5.08 | 6.27 | 7.13 | 11.10 | 28.45 | 48.35 | 19.80 | 39.70 |
| C2062F1 | 38.10 | 12.57 | 5.94 | 8.71 | 11.10 | 12.70 | 32.50 | 60.40 | 25.40 | 53.30 |

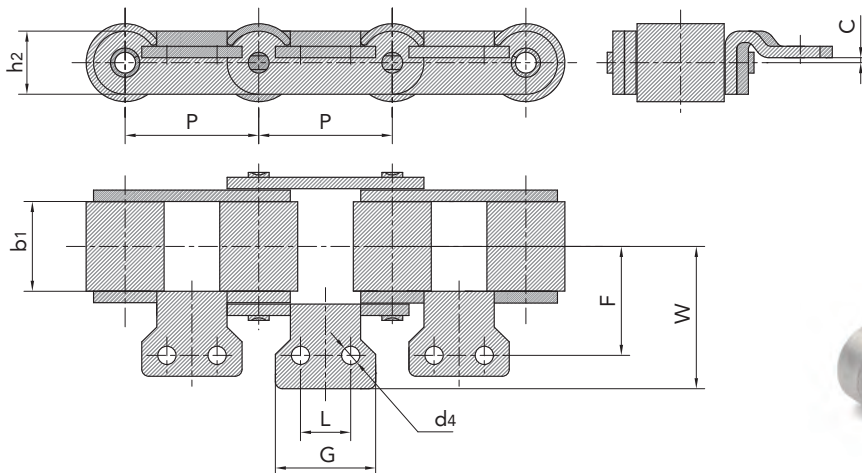


传动链
Driving Chain

曳引链
Hoisting Chain

双节距加长销输送链 Double pitch conveyor chain with extended pins

| 链号 SFR | P | b1 | h2 | G | L | F | W | d4 | C |
|------------------|-------|------|------|------|-------|------|------|-----|------|
| SFR Chain No. | mm | mm | mm | mm | mm | mm | mm | mm | mm |
| C2052F11 | 31.75 | 9.4 | 15.0 | 16.0 | - | 26.6 | 34.6 | 6.2 | 0.50 |
| C2050A6 | 31.75 | 9.4 | 15.0 | 16.0 | - | 23.4 | 32.8 | 5.5 | 0.50 |
| C2062HF63A2F1 | 38.10 | 25.4 | 18.0 | 28.6 | 14.40 | 34.5 | 40.0 | 5.2 | 1.43 |
| CS311 | 50.80 | 12.7 | 17.0 | 23.8 | 11.89 | 21.5 | 33.5 | 4.9 | - |



输送链
Conveyor Chain

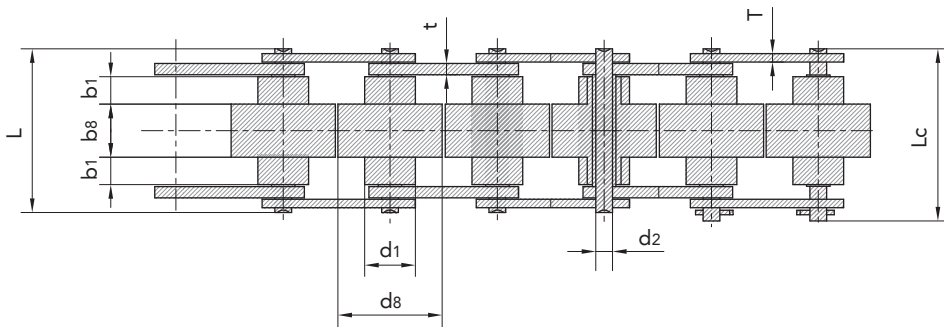
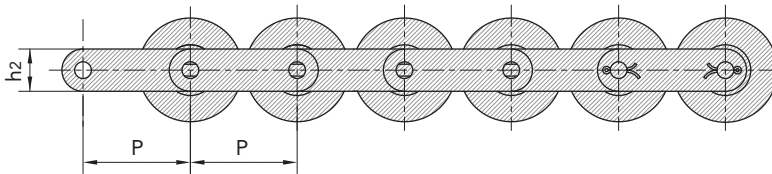
不锈钢链
Stainless Steel Chain

农机链
Agricultural Chain

倍速链 Double plus chain

倍速链 Double plus chain

| JB 型号 | 链号 SFR | 节距 Pitch | 滚子尺寸 Roller diameter | | | | 销轴直径 Pin diameter | 销轴长度 Pin length | | 链板尺寸 Plate dimension | | | 每米长重 Weight per meter |
|----------------|------------------|-------------|-------------------------|--------------|--------------|--------------|----------------------|--------------------|--------------|-------------------------|------------|------------|--------------------------|
| | | | d_1 max | d_8 max | b_1 min | b_8 max | | L max | L_c max | h_2 max | T max | t max | |
| JB ChainNo. | SFR Chain No. | P | mm | mm | mm | mm | mm | mm | mm | mm | mm | mm | kg/m |
| BS25-C206B | C2030W | 19.05 | 11.91 | 18.3 | 4.00 | 8.0 | 3.28 | 24.0 | 25.6 | 8.20 | 1.30 | 1.50 | 0.52 |
| BS25-C208A | C2040W | 25.40 | 15.88 | 24.6 | 5.70 | 10.3 | 3.96 | 31.0 | 32.8 | 11.70 | 1.50 | 1.50 | 0.79 |
| BS25-C210A | C2050W | 31.75 | 19.05 | 30.6 | 7.10 | 13.0 | 5.08 | 39.5 | 41.2 | 15.00 | 2.03 | 2.03 | 1.36 |
| BS25-C212A | C2060HW | 38.10 | 22.23 | 36.6 | 8.50 | 15.5 | 5.94 | 48.8 | 51.5 | 18.00 | 3.25 | 3.25 | 2.19 |
| BS25-C216A | C2080W | 50.80 | 28.58 | 49.0 | 11.00 | 21.5 | 7.92 | 66.2 | 70.0 | 24.00 | 4.00 | 5.00 | 4.06 |
| BS30-C206B | | 19.05 | 9.00 | 18.3 | 4.50 | 9.1 | 3.28 | 26.3 | 29.6 | 7.28 | 1.30 | 1.50 | 0.50 |
| BS30-C208A | | 25.40 | 11.91 | 24.6 | 6.10 | 12.5 | 3.96 | 35.6 | 39.5 | 9.60 | 1.50 | 2.00 | 0.83 |
| BS30-C210A | | 31.75 | 14.80 | 30.6 | 7.50 | 15.0 | 5.08 | 43.0 | 47.1 | 12.20 | 2.00 | 2.40 | 1.27 |
| BS30-C212A | | 38.10 | 18.00 | 37.0 | 9.75 | 20.0 | 5.94 | 58.1 | 62.7 | 15.00 | 3.00 | 4.00 | 2.14 |
| BS30-C216A | | 50.80 | 22.23 | 49.0 | 12.00 | 25.2 | 7.92 | 71.9 | 77.3 | 18.60 | 4.00 | 5.00 | 3.55 |

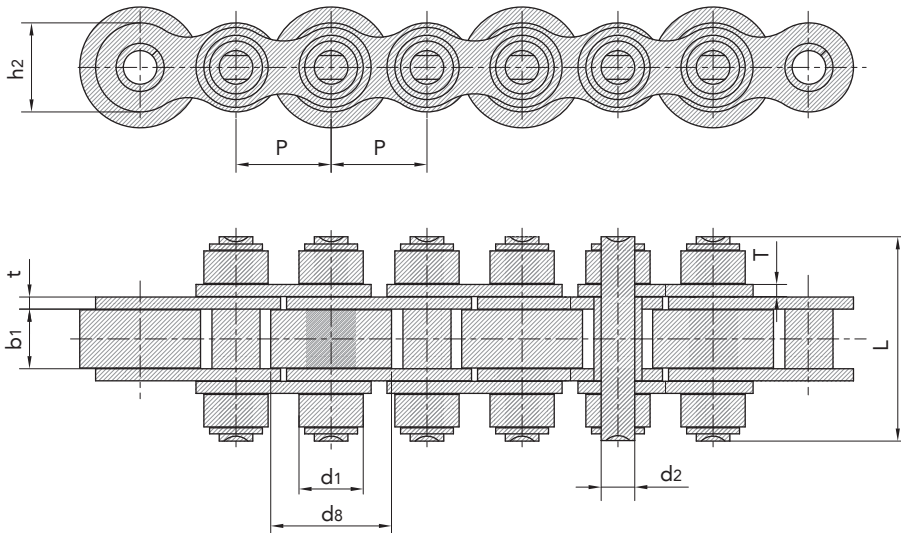


带大滚轮输送链 Conveyor chain with large rollers

带大滚轮输送链 Conveyor chain with large rollers

| 链号 SFR | 节距 Pitch | 滚子直径 Roller diameter | | 内节内宽 Width between inner plates | 销轴直径 Pin diameter | 销轴长度 Pin length | 链板尺寸 Plate dimension | | 极限拉伸载荷 Ultimate tensile strength | 平均拉伸载荷 Average tensile strength |
|------------------|-------------|-------------------------|-----------|------------------------------------|----------------------|--------------------|-------------------------|------------|-------------------------------------|------------------------------------|
| SFR Chain No. | P | d1 max | d8 max | b1 min | d2 max | L max | h2 max | t/T max | Q min | Q0 |
| | mm | mm | mm | mm | mm | mm | mm | mm | kN/lbf | kN |
| 08BS-27-P16/C16 | 12.70 | 8.51 | 16.0 | 7.75 | 4.45 | 27.0 | 11.8 | 1.60/1.50 | 18.0/4091 | 19.8 |
| 12BS | 19.05 | 12.07 | 28.0 | 11.68 | 5.72 | 45.0 | 16.0 | 1.85 | 28.9/6568 | 31.7 |
| 12BS-40-P28/C28 | 19.05 | 12.07 | 28.0 | 11.68 | 5.72 | 40.0 | 16.0 | 1.85 | 29.0/6591 | 31.7 |
| 12BS-43-P26/C26 | 19.05 | 12.07 | 26.0 | 11.68 | 5.72 | 43.0 | 16.0 | 1.85 | 29.0/6591 | 31.7 |
| 12BS-43-P28/C28 | 19.05 | 12.07 | 28.0 | 11.68 | 5.72 | 43.0 | 16.0 | 1.85 | 29.0/6591 | 31.7 |
| 12BS-48-P24/C24 | 19.05 | 12.07 | 24.0 | 11.68 | 5.72 | 48.0 | 16.0 | 1.85 | 29.0/6591 | 31.7 |
| 12BS-48-P26/C26 | 19.05 | 12.07 | 26.0 | 11.68 | 5.72 | 48.0 | 16.0 | 1.85 | 29.0/6591 | 31.7 |
| 12BS-48-P28/C28 | 19.05 | 12.07 | 28.0 | 11.68 | 5.72 | 48.0 | 16.0 | 1.85 | 29.0/6591 | 31.7 |
| 12BS-58-P28/C28 | 19.05 | 12.70 | 28.0 | 11.68 | 5.72 | 58.0 | 16.0 | 1.85 | 29.0/6591 | 31.7 |
| 16BS-65-P38/C38 | 25.40 | 15.88 | 38.0 | 17.02 | 8.28 | 65.0 | 21.0 | 4.15/3.10 | 60.0/13636 | 72.8 |
| 100SF1-85-C45 | 31.75 | 19.05 | 45.0 | 25.50 | 9.53 | 85.0 | 30.0 | 4.00 | 86.7/19490 | 104.0 |
| 212BS-43-P48 | 38.10 | 12.07 | 48.0 | 11.68 | 5.72 | 43.0 | 16.0 | 1.85 | 28.9/6568 | 31.7 |

注：P 表示滚子材料为塑料，C 表示滚子材料为钢
Note: P means roller made in plastic, C means roller made in steel



传动链
Driving Chain

曳引链
Hoisting Chain

输送链
Conveyor Chain

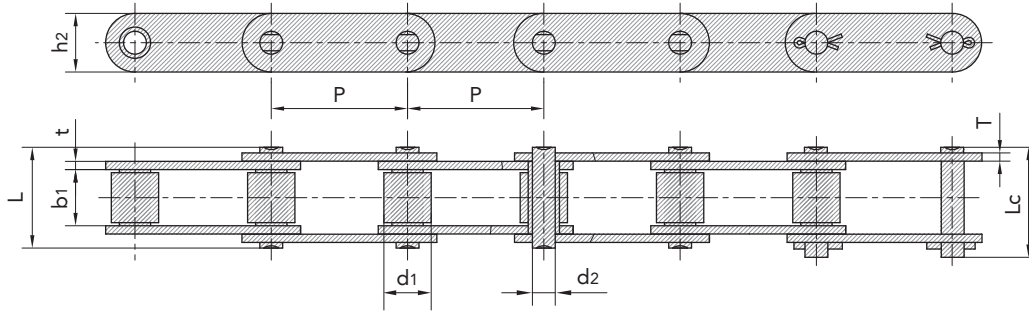
不锈钢链
Stainless Steel Chain

农机链
Agricultural Chain

木材输送链及附件 Lumber conveyor chain & attachments

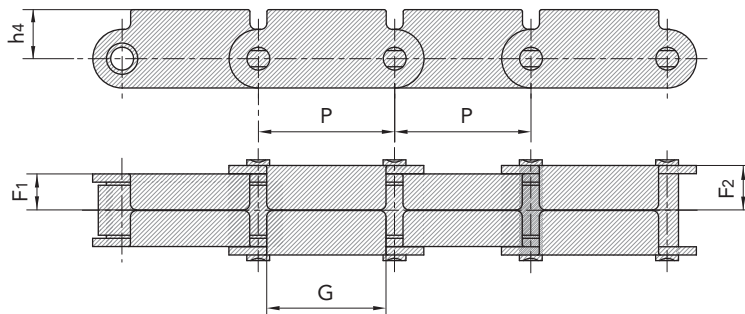
木材输送链及附件 Lumber conveyor chain & attachments

| 链号 SFR | 节距 Pitch | 滚子直径 Roller diameter | 内节内宽 Width between inner plates | 销轴直径 Pin diameter | 销轴长度 Pin length | | 内链板高度 Innerplate depth | 链板厚度 Plate thickness | 极限拉伸载荷 Ultimate tensile strength | 平均拉伸载荷 Average tensile strength | 每米长重 Weight per meter |
|---------------|-------------|-------------------------|------------------------------------|----------------------|--------------------|--------------------|---------------------------|-------------------------|-------------------------------------|------------------------------------|--------------------------|
| SFR Chain No. | P | d ₁ max | b ₁ min | d ₂ max | L max | L _c max | h ₂ max | T max | Q min | Q ₀ | q |
| | mm | mm | mm | mm | mm | mm | mm | mm | kN/lbf | kN | kg/m |
| 81X | 66.27 | 23.00 | 27.00 | 11.10 | 49.0 | 53.5 | 28.50 | 4.00 | 106.7/24250 | 128.9 | 3.78 |
| 81XH | 66.27 | 23.00 | 27.78 | 11.10 | 60.7 | 65.1 | 31.35 | 7.94/5.55 | 151.9/34523 | 175.7 | 5.88 |
| 81XHH | 66.27 | 23.00 | 27.78 | 11.10 | 65.6 | 70.0 | 31.35 | 7.94 | 191.1/43432 | 212.6 | 6.70 |
| 81XHS | 66.27 | 23.00 | 27.00 | 11.10 | 63.6 | 68.0 | 31.80 | 7.60 | 152.0/34545 | 177.2 | 6.55 |
| 500R | 50.00 | 25.40 | 25.40 | 14.63 | 52.0 | 56.4 | 40.00 | 5.00 | 100.0/22727 | 114.5 | 7.13 |
| 441.100R | 100.00 | 25.40 | 25.40 | 14.63 | 52.0 | 56.4 | 40.00 | 5.00 | 100.0/22727 | 114.5 | 5.15 |



木材输送链及附件 Lumber conveyor chain & attachments

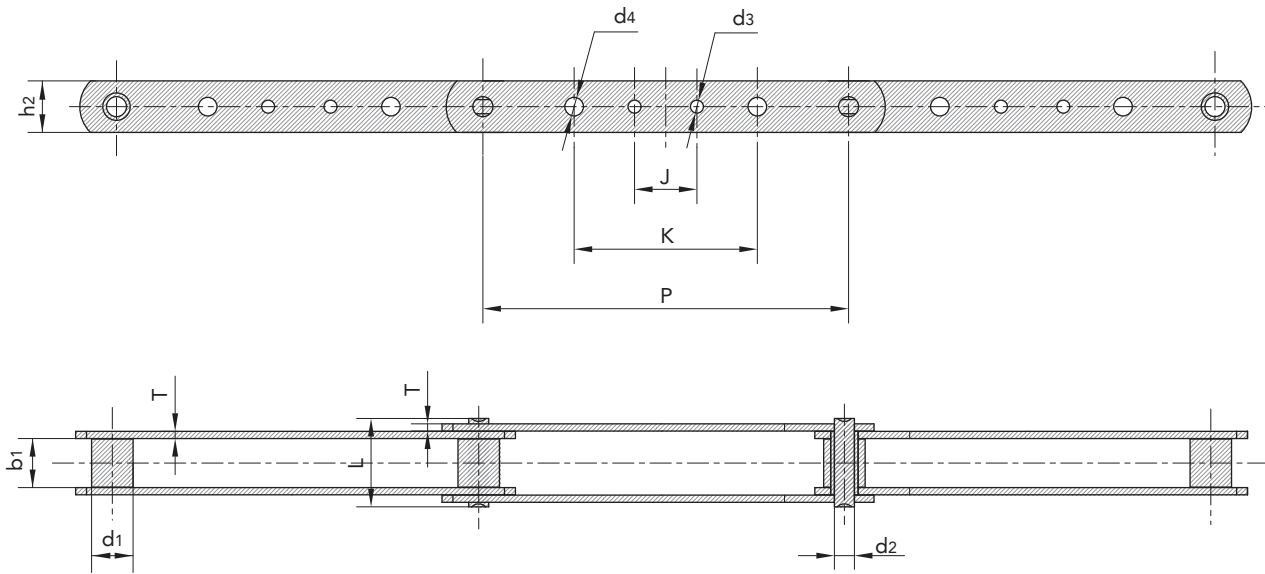
| 链号 SFR | P | F1 | F2 | G | h4 |
|---------------|-------|------|------|------|-------|
| SFR Chain No. | mm | mm | mm | mm | mm |
| 81XF1(RT) | 66.27 | 17.5 | 21.8 | 58.0 | 23.85 |



木材输送链及附件 Lumber conveyor chain & attachments

木材输送链及附件 Lumber conveyor chain & attachments

| 链号 SFR | 节距 Pitch | 滚子直径 Roller diameter | 内节内宽 Width between inner plates | 销轴尺寸 Pin dimension | | 链板尺寸 Plate dimension | | | | | 链板厚度 Plate thickness | 极限拉伸载荷 Ultimate tensile strength | 平均拉伸载荷 Average tensile strength | 每米长重 Weight per meter |
|---------------|-------------|-------------------------|------------------------------------|-----------------------|-------|-------------------------|--------|--------|-------|-------|-------------------------|-------------------------------------|------------------------------------|--------------------------|
| | | | | d2 max | L max | h2 max | d3 max | d4 max | J max | K max | | | | |
| SFR Chain No. | P | d1 max | b1 min | d2 max | L max | h2 max | d3 max | d4 max | J max | K max | T max | Q min | Q0 | q |
| | mm | mm | mm | mm | mm | mm | mm | mm | mm | mm | mm | kN/lbf | kN | kg/m |
| 3939-B4 | 203.2 | 23.0 | 27.0 | 11.1 | 49.0 | 28.58 | 7.2 | 7.2 | 38.1 | 101.6 | 4.0 | 115.58/26268 | 136.5 | 2.45 |
| 3939-B21 | 203.2 | 23.0 | 27.0 | 11.1 | 49.0 | 28.58 | 7.2 | - | 38.1 | - | 4.0 | 115.58/26268 | 136.5 | 2.45 |
| 3939-B23 | 203.2 | 23.0 | 27.0 | 11.1 | 49.0 | 28.58 | - | 10.3 | - | 92.1 | 4.0 | 115.58/26268 | 136.5 | 2.45 |
| 3939-B24 | 203.2 | 23.0 | 27.0 | 11.1 | 49.0 | 28.58 | - | 7.2 | - | 101.6 | 4.0 | 115.58/26268 | 136.5 | 2.48 |
| 3939-B40 | 203.2 | 23.0 | 27.0 | 11.1 | 49.0 | 28.58 | - | 10.3 | - | 101.6 | 4.0 | 115.58/26268 | 136.5 | 2.45 |
| 3939-B43 | 203.2 | 23.0 | 27.0 | 11.1 | 49.0 | 28.58 | 7.2 | 10.3 | 38.1 | 92.1 | 4.0 | 115.58/26268 | 136.5 | 2.42 |
| 3939-B44 | 203.2 | 23.0 | 27.0 | 11.1 | 49.0 | 28.58 | 7.2 | 10.3 | 38.1 | 101.6 | 4.0 | 115.58/26268 | 136.5 | 2.45 |
| 3939H-B4 | 203.2 | 23.0 | 27.0 | 11.1 | 58.0 | 28.60 | - | 7.2 | 38.0 | 102.0 | 6.4 | 150.00/34082 | 172.5 | 3.51 |



传动链
Driving Chain

曳引链
Hoisting Chain

输送链
Conveyor Chain

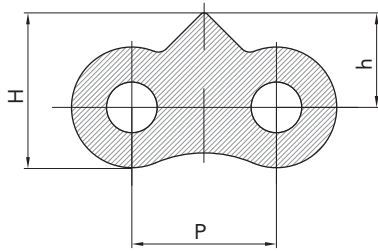
不锈钢链
Stainless Steel Chain

农机链
Agricultural Chain

尖齿链 Sharp top chain

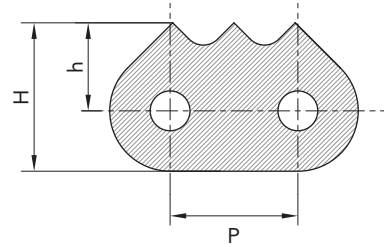
尖齿链 Sharp top chain

| 链号 SFR | P | h | H |
|------------------|-------|-------|-------|
| SFR Chain No. | mm | mm | mm |
| 12AF1 | 19.05 | 14.15 | 21.95 |
| 16AF1 | 25.40 | 16.60 | 26.85 |



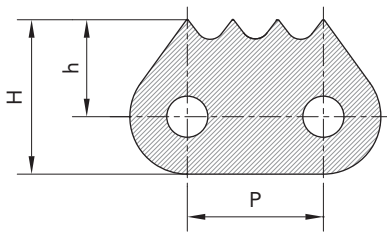
尖齿链 Sharp top chain

| 链号 SFR | P | h | H |
|------------------|------|------|------|
| SFR Chain No. | mm | mm | mm |
| C16AF1 | 25.4 | 17.5 | 29.5 |
| C16A-3PEP | 25.4 | 17.4 | 29.0 |
| C16BF3 | 25.4 | 18.7 | 29.2 |



尖齿链 Sharp top chain

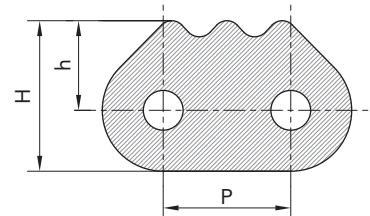
| 链号 SFR | P | h | H |
|------------------|-------|------|------|
| SFR Chain No. | mm | mm | mm |
| 12BF3 | 19.05 | 13.5 | 21.5 |
| C16A-1170 | 25.40 | 16.5 | 28.0 |
| 16B-1170 | 25.40 | 16.0 | 26.5 |
| 16B-1172 | 25.40 | 15.0 | 25.5 |
| C24B-4STC | 38.10 | 18.3 | 35.0 |



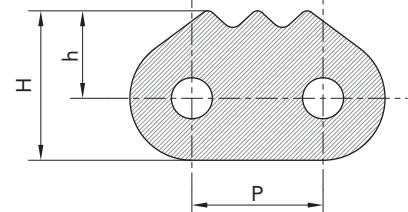
尖齿链 Sharp top chain

| 链号 SFR | P | h | H |
|------------------|-------|-------|-------|
| SFR Chain No. | mm | mm | mm |
| 12B-910 | 19.05 | 13.70 | 21.70 |
| 60-910 | 19.05 | 13.20 | 22.20 |
| 60-1ST | 19.05 | 12.70 | 21.70 |
| C60F2 | 19.05 | 13.38 | 22.48 |

C60F2



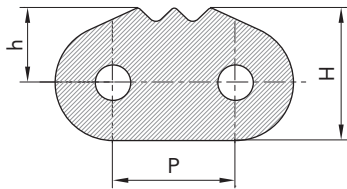
12B-910
60-910
60-1ST



尖齿链 Sharp top chain

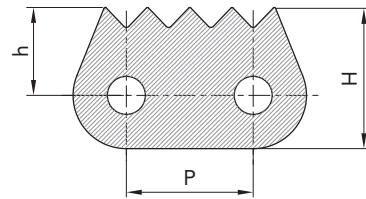
尖齿链 Sharp top chain

| 链号 SFR | P | h | H |
|------------------|-------|-------|-------|
| SFR Chain No. | mm | mm | mm |
| C100-3STC | 31.75 | 19.15 | 33.91 |
| C24A-3STC | 38.10 | 23.11 | 40.95 |



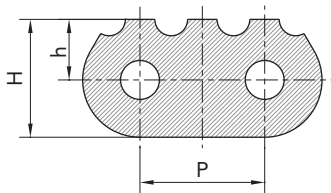
尖齿链 Sharp top chain

| 链号 SFR | P | h | H |
|------------------|-------|------|------|
| SFR Chain No. | mm | mm | mm |
| 12BF1 | 19.05 | 13.2 | 21.2 |



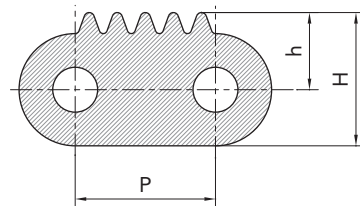
尖齿链 Sharp top chain

| 链号 SFR | P | h | H |
|------------------|-------|------|-------|
| SFR Chain No. | mm | mm | mm |
| 60-911 | 19.05 | 9.25 | 18.00 |
| 60-912 | 19.05 | 9.20 | 17.95 |



尖齿链 Sharp top chain

| 链号 SFR | P | h | H |
|------------------|--------|------|-------|
| SFR Chain No. | mm | mm | mm |
| LL1044F1 | 15.875 | 8.73 | 15.08 |



传动链
Driving Chain

曳引链
Hoisting Chain

输送链
Conveyor Chain

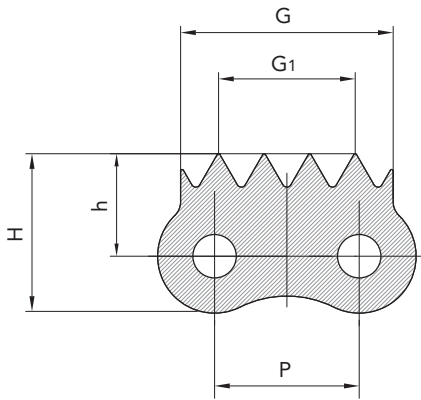
不锈钢链
Stainless Steel Chain

农机链
Agricultural Chain

尖齿链 Sharp top chain

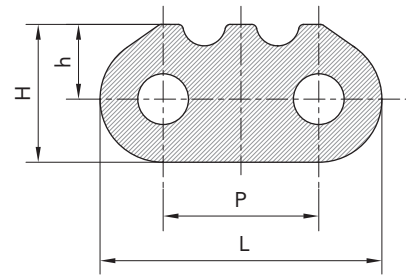
尖齿链 Sharp top chain

| 链号 SFR | P | H | h | G1 | G |
|------------------|-------|----|-------|----|----|
| SFR Chain No. | mm | mm | mm | mm | mm |
| 12BF5 | 19.05 | 21 | 13.50 | 18 | 28 |



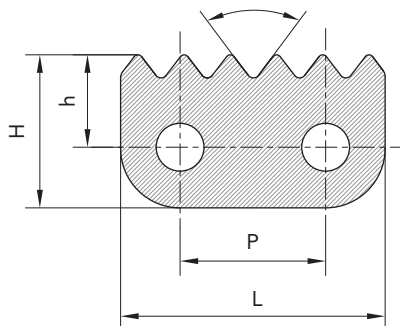
尖齿链 Sharp top chain

| 链号 SFR | P | L | h | H |
|------------------|-------|----|------|-------|
| SFR Chain No. | mm | mm | mm | mm |
| 16B-1180 | 25.40 | 46 | 12.2 | 22.50 |



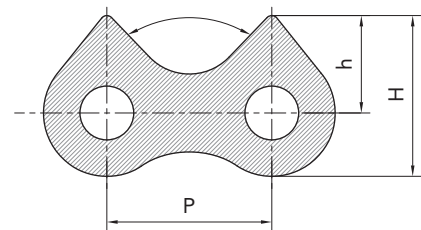
尖齿链 Sharp top chain

| 链号 SFR | P | L | h | H | |
|------------------|-------|------|------|------|-------|
| SFR Chain No. | mm | mm | mm | mm | mm |
| 25HF5-6STC | 6.35 | 5.8 | 8.8 | 12.2 | 90° |
| 16B-1185 | 25.40 | 46.0 | 16.0 | 26.5 | 75° |
| 16B-6STC | 25.40 | 46.0 | 16.0 | 26.5 | 73.4° |



尖齿链 Sharp top chain

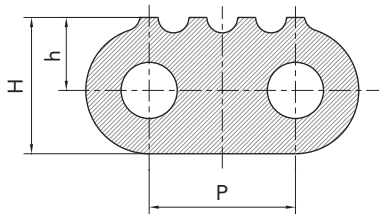
| 链号 SFR | P | h | H | |
|------------------|-------|------|-------|-----|
| SFR Chain No. | mm | mm | mm | mm |
| 16B-2STCF1 | 25.40 | 15.0 | 24.75 | 88° |
| 20A-2STCF1 | 31.75 | 23.0 | 35.95 | 80° |
| 20A-2STCF3 | 31.75 | 23.0 | 35.95 | 82° |



尖齿链 Sharp top chain

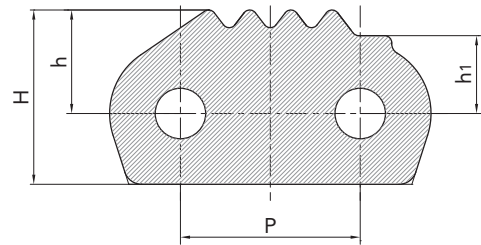
尖齿链 Sharp top chain

| 链号 SFR | P | h | H |
|------------------|------|----|------|
| SFR Chain No. | mm | mm | mm |
| 24B-1810 | 38.1 | 19 | 35.5 |
| 24A-1802 | 38.1 | 21 | 38.5 |



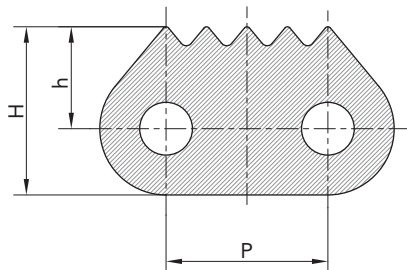
尖齿链 Sharp top chain

| 链号 SFR | P | h | H | h1 |
|------------------|------|-------|-------|-------|
| SFR Chain No. | mm | mm | mm | mm |
| P508F5 | 50.8 | 29.25 | 49.25 | 22.00 |



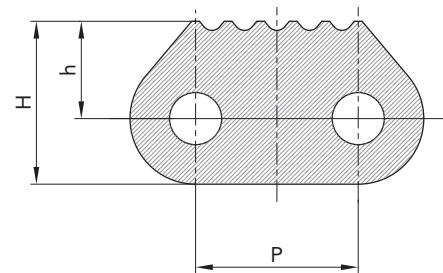
尖齿链 Sharp top chain

| 链号 SFR | P | h | H |
|------------------|-------|-------|-------|
| SFR Chain No. | mm | mm | mm |
| C12BF56-STC | 19.05 | 13.00 | 22.00 |
| 16A-1171 | 25.40 | 16.00 | 26.40 |
| C16A-5PEP | 25.40 | 17.40 | 29.00 |
| C16AF2 | 25.40 | 17.50 | 29.50 |
| C16A-5PEPF1 | 25.40 | 17.30 | 29.50 |
| C16BF2 | 25.40 | 18.70 | 29.20 |
| 16BF24 | 25.40 | 16.00 | 26.40 |
| 20BF11 | 31.75 | 19.80 | 33.00 |
| C24B-1831 | 38.10 | 22.50 | 39.00 |
| 24A-1-STC | 38.10 | 21.00 | 38.50 |



尖齿链 Sharp top chain

| 链号 SFR | P | h | H |
|------------------|-------|-------|-------|
| SFR Chain No. | mm | mm | mm |
| 20BF10 | 31.75 | 19.00 | 31.80 |



传动链
Driving Chain

曳引链
Hoisting Chain

输送链
Conveyor Chain

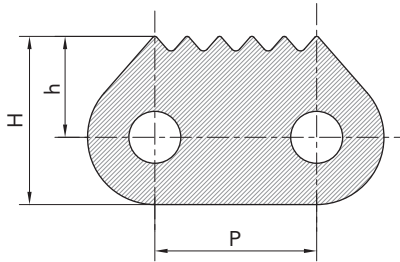
不锈钢链
Stainless Steel Chain

农机链
Agricultural Chain

尖齿链 Sharp top chain

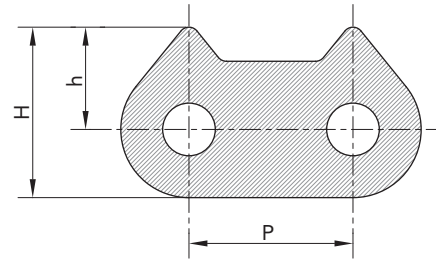
尖齿链 Sharp top chain

| 链号 SFR | P | h | H |
|------------------|-------|------|------|
| SFR Chain No. | mm | mm | mm |
| 20BF8 | 31.75 | 19.8 | 33.0 |
| 20B-1310 | 31.75 | 19.8 | 33.0 |
| C24B-6STCF1 | 38.10 | 23.5 | 40.0 |



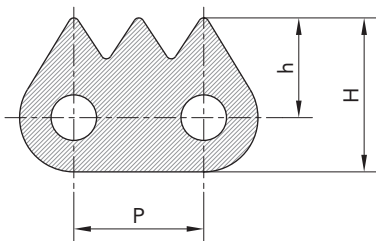
尖齿链 Sharp top chain

| 链号 SFR | P | h | H |
|------------------|-------|------|------|
| SFR Chain No. | mm | mm | mm |
| 20BF-1350 | 31.75 | 19.8 | 33.0 |



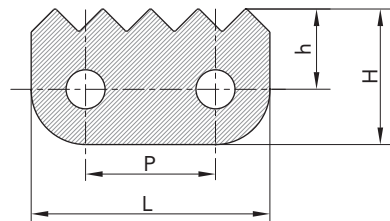
尖齿链 Sharp top chain

| 链号 SFR | P | h | H |
|------------------|-------|------|-------|
| SFR Chain No. | mm | mm | mm |
| 08BF71 | 12.70 | 9.75 | 15.05 |



尖齿链 Sharp top chain

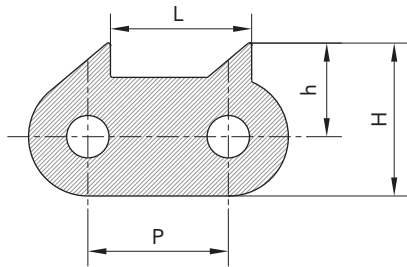
| 链号 SFR | P | h | H | L |
|------------------|--------|-------|-------|-------|
| SFR Chain No. | mm | mm | mm | mm |
| C10B-5STCF1 | 15.875 | 11.30 | 18.80 | 30.90 |
| 10AF42 | 15.875 | 11.50 | 19.00 | 30.90 |
| 12B-911 | 19.050 | 11.90 | 20.00 | 35.00 |



尖齿链 Sharp top chain

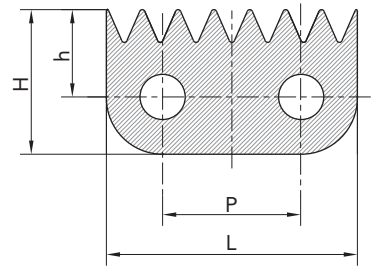
尖齿链 Sharp top chain

| 链号 SFR | P | h | H | L |
|------------------|-------|-------|-------|-------|
| SFR Chain No. | mm | mm | mm | mm |
| C12B-9010 | 19.05 | 13.00 | 21.00 | 19.05 |
| C12B-940 | 19.05 | 13.20 | 22.30 | 19.75 |
| C16B-1160 | 25.40 | 10.50 | 27.50 | 25.40 |
| C16B-1161 | 25.40 | 17.00 | 27.50 | 25.40 |
| C16A-1160 | 25.40 | 18.00 | 29.50 | 25.40 |



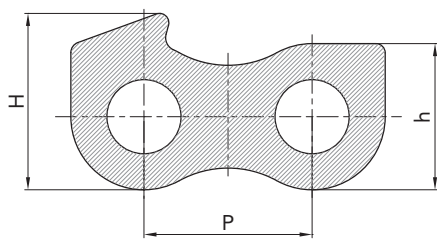
尖齿链 Sharp top chain

| 链号 SFR | P | h | H | L |
|------------------|------|-------|-------|-------|
| SFR Chain No. | mm | mm | mm | mm |
| 11B-1187 | 25.4 | 16.00 | 26.50 | 46.00 |



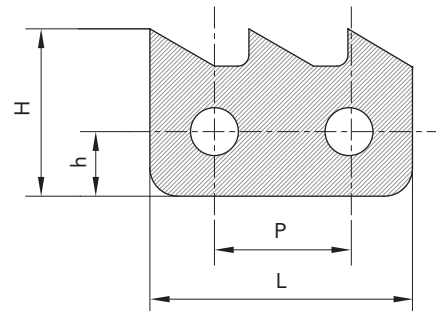
尖齿链 Sharp top chain

| 链号 SFR | P | h | H |
|------------------|-------|-------|-------|
| SFR Chain No. | mm | mm | mm |
| 40AF1 | 63.50 | 55.20 | 66.60 |



尖齿链 Sharp top chain

| 链号 SFR | P | L | h | H |
|------------------|-------|-------|-------|-------|
| SFR Chain No. | mm | mm | mm | mm |
| 20AF1 | 31.75 | 57.20 | 14.75 | 35.84 |



传动链
Driving Chain

曳引链
Hoisting Chain

输送链
Conveyor Chain

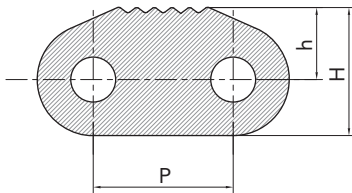
不锈钢链
Stainless Steel Chain

农机链
Agricultural Chain

尖齿链 Sharp top chain

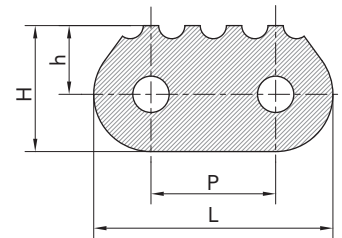
尖齿链 Sharp top chain

| 链号 SFR | P | h | H |
|------------------|-------|-------|-------|
| SFR Chain No. | mm | mm | mm |
| 20B-6STC | 31.75 | 16350 | 29.20 |



尖齿链 Sharp top chain

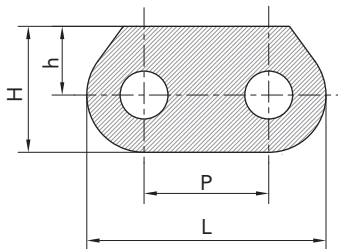
| 链号 SFR | P | L | h | H |
|------------------|-------|-------|------|------|
| SFR Chain No. | mm | mm | mm | mm |
| C20A-1-4STC | 31.75 | 46.75 | 18.3 | 33.3 |
| 120-1802 | 38.10 | 73.10 | 21.0 | 38.5 |
| 24B-1809 | 38.10 | 73.10 | 21.0 | 38.5 |



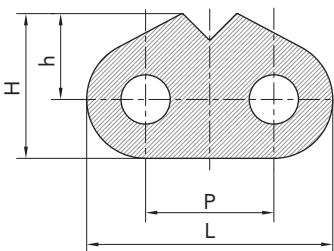
尖齿链 Sharp top chain

| 链号 SFR | P | L | h | H |
|------------------|-------|-------|-------|-------|
| SFR Chain No. | mm | mm | mm | mm |
| 24B-1805 | 38.10 | 73.10 | 21.00 | 38.50 |
| 24B-1807 | 38.10 | 73.10 | 25.50 | 43.00 |
| C24B-1820 | 38.10 | 73.10 | 21.00 | 38.50 |

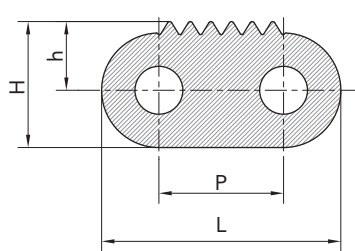
24B-1805



24B-1807

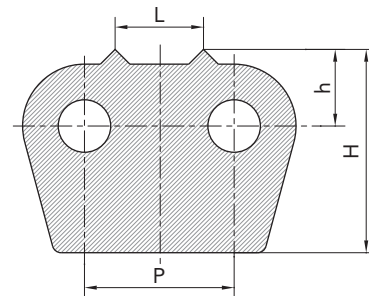


C24B-1820



尖齿链 Sharp top chain

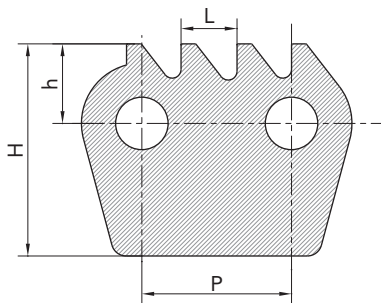
| 链号 SFR | P | h | H | L |
|------------------|-------|-------|-------|-------|
| SFR Chain No. | mm | mm | mm | mm |
| 32BF4 | 50.80 | 26.00 | 70.00 | 30.00 |



尖齿链 Sharp top chain

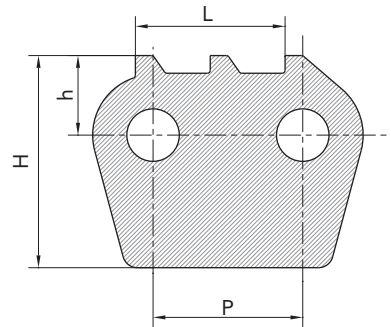
尖齿链 Sharp top chain

| 链号 SFR | P | h | H | L |
|------------------|-------|-------|-------|-------|
| SFR Chain No. | mm | mm | mm | mm |
| 32B-1875 | 50.80 | 27.00 | 72.00 | 19.00 |
| 20BF20-1875 | 50.80 | 30.00 | 74.00 | 13.50 |



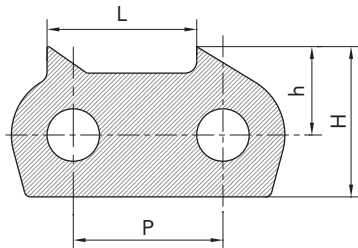
尖齿链 Sharp top chain

| 链号 SFR | P | h | H | L |
|------------------|-------|-------|-------|-------|
| SFR Chain No. | mm | mm | mm | mm |
| 32B-1876 | 50.80 | 27.00 | 72.00 | 50.80 |



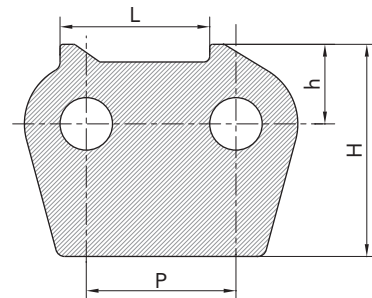
尖齿链 Sharp top chain

| 链号 SFR | P | h | H | L |
|------------------|-------|-------|-------|-------|
| SFR Chain No. | mm | mm | mm | mm |
| 32B-1877 | 50.80 | 30.00 | 51.00 | 50.80 |



尖齿链 Sharp top chain

| 链号 SFR | P | h | H | L |
|------------------|-------|-------|-------|-------|
| SFR Chain No. | mm | mm | mm | mm |
| 32B-1878 | 50.80 | 27.00 | 72.00 | 50.80 |



传动链
Driving Chain

曳引链
Hoisting Chain

输送链
Conveyor Chain

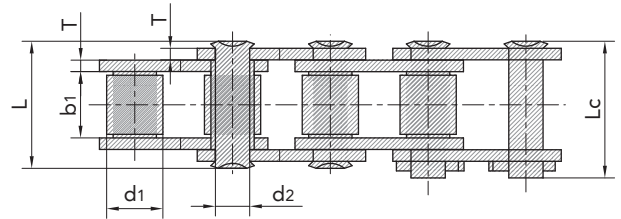
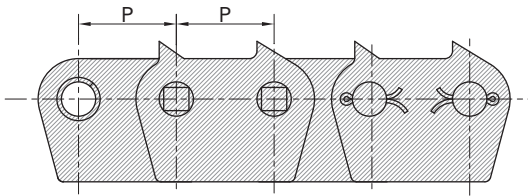
不锈钢链
Stainless Steel Chain

农机链
Agricultural Chain

尖齿链 Sharp top chain

尖齿链 Sharp top chain

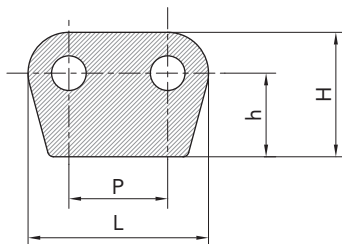
| 链号 SFR | 节距 Pitch | 滚子直径 Roller diameter | 内节内宽 Width between inner plates | 销轴直径 Pin diameter | 销轴长度 Pin length | | 链板厚度 Plate thickness | 极限拉伸载荷 Ultimate tensile strength | 平均拉伸载荷 Average tensile strength | 每米长重 Weight per meter |
|------------------|-------------|-------------------------|------------------------------------|-----------------------|--------------------|-----------------------|-------------------------|-------------------------------------|------------------------------------|--------------------------|
| SFR Chain No. | P | d ₁ max | b ₁ min | d ₂ max | L max | L _c max | T max | Q min | Q _o | q |
| | mm | mm | mm | mm | mm | mm | mm | kN/lbf | kN | kg/m |
| 32B-1-1872 | 50.8 | 29.21 | 33.0 | 17.81 | 66.0 | 71.0 | 6.0 | 250.0/56818 | 275.0 | 13.54 |



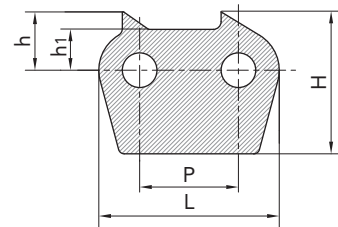
尖齿链 Sharp top chain

| 链号 SFR | P | L | h | h ₁ | H |
|------------------|------|------|------|----------------|------|
| SFR Chain No. | mm | mm | mm | mm | mm |
| 32B-1872 | 50.8 | 92.8 | - | 43.0 | 64.0 |
| 32BF1 | 50.8 | 92.8 | 21.0 | 30.0 | 73.0 |
| 32B-1900F1 | 50.8 | 92.8 | 21.0 | 30.0 | 75.0 |
| 32BF15 | 50.8 | 91.8 | 20.0 | 45.0 | 75.0 |
| C32B-1874F1 | 50.8 | 92.8 | 21.0 | 40.0 | 83.0 |

32B-1872



32BF1
32B-1900F1
32BF15
C32B-1874F1



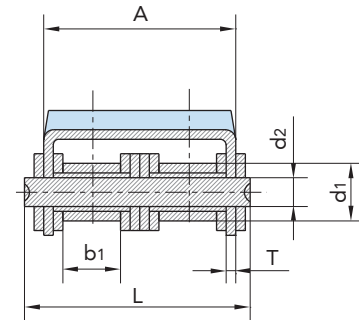
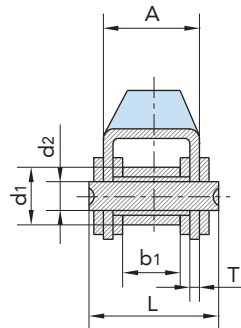
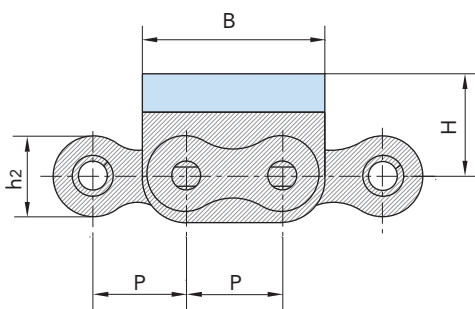
橡胶链 Roller chain with vulcanised elastomer profiles

橡胶链 Roller chain with vulcanised elastomer profiles

| 链号 SFR | 节距 Pitch | 滚子直径 Roller diameter | 内节内宽 Width between inner plates | 销轴直径 Pin diameter | 销轴长度 Pin length | 链板尺寸 Plate dimension | | | | | 极限拉伸载荷 Ultimate tensile strength | 每米长重 Weight per meter |
|---------------|-------------|-------------------------|------------------------------------|----------------------|--------------------|-------------------------|-------|-------|------|------|-------------------------------------|--------------------------|
| | | | | | | h ₂ max | A | B | H | T | | |
| SFR Chain No. | P | d ₁ max | b ₁ min | d ₂ max | L max | mm | mm | mm | mm | mm | Q min | q |
| | mm | mm | mm | mm | mm | mm | mm | mm | mm | mm | kN/lbf | kg/m |
| 08B-G1 | 12.700 | 8.51 | 7.75 | 4.45 | 20.0 | 11.80 | 14.60 | 24.20 | 12.3 | 1.60 | 18.0/4091 | 1.19 |
| 08B-G2 | 12.700 | 8.51 | 7.75 | 4.45 | 34.3 | 11.80 | 28.40 | 24.20 | 12.3 | 1.50 | 32.0/7273 | 2.07 |
| 10A-G1 | 15.875 | 10.16 | 9.40 | 5.08 | 24.5 | 15.09 | 17.50 | 31.00 | 17.0 | 1.60 | 21.8/4953 | 1.70 |
| 10B-G1 | 15.875 | 10.16 | 9.65 | 5.08 | 23.2 | 14.70 | 16.80 | 30.00 | 17.0 | 1.60 | 19.0/4318 | 1.62 |
| 10B-G2 | 15.875 | 10.16 | 9.65 | 5.08 | 39.7 | 14.70 | 33.30 | 30.00 | 17.0 | 1.50 | 44.5/10004 | 2.56 |
| 10B-G2F5 | 15.875 | 10.16 | 9.65 | 5.08 | 39.7 | 14.70 | 33.30 | 30.00 | 25.3 | 1.50 | 44.5/10004 | 2.58 |
| 12B-G1 | 19.050 | 12.07 | 11.68 | 5.72 | 25.7 | 16.00 | 19.60 | 36.00 | 21.0 | 1.85 | 29.0/6591 | 2.01 |
| 12B-G2 | 19.050 | 12.07 | 11.68 | 5.72 | 45.3 | 16.00 | 39.10 | 36.00 | 16.0 | 1.85 | 57.8/13136 | 3.21 |
| 12A-G1 | 19.050 | 11.91 | 12.57 | 5.94 | 29.9 | 18.00 | 21.40 | 37.05 | 21.0 | 1.85 | 31.8/7153 | 2.55 |
| 12A-G2 | 19.050 | 11.91 | 12.57 | 5.94 | 52.9 | 18.00 | 44.50 | 37.05 | 21.0 | 1.85 | 62.3/14005 | 4.25 |
| 12AF1-G1 | 19.050 | 11.91 | 17.00 | 5.94 | 34.0 | 18.00 | 26.00 | 36.00 | 16.0 | 1.85 | 31.8/7153 | 2.62 |
| 16A-G1 | 25.400 | 15.88 | 15.75 | 7.92 | 37.2 | 24.00 | 27.50 | 46.00 | 20.0 | 2.42 | 42.0/9545 | 3.97 |
| 16A-G2 | 25.400 | 15.88 | 15.75 | 7.92 | 68.0 | 24.00 | 57.20 | 46.00 | 20.0 | 2.42 | 84/18896 | 7.27 |
| 16B-G1 | 25.400 | 15.88 | 17.02 | 8.28 | 39.7 | 21.00 | 29.10 | 49.00 | 21.4 | 1.60 | 60.0/ | 3.95 |
| 16B-G1F1 | 25.400 | 15.88 | 17.02 | 8.28 | 40.6 | 21.00 | 30.00 | 49.00 | 21.4 | 2.03 | 60.0/ | 3.95 |
| 20A-G1 | 31.750 | 19.05 | 18.90 | 9.53 | 46.8 | 30.00 | 34.00 | 57.60 | 28.0 | 3.10 | 86.7/19503 | 6.15 |
| 20B-G1 | 31.750 | 19.05 | 19.56 | 10.19 | 48.0 | 26.40 | 36.00 | 57.00 | 27.0 | 3.50 | 85.0/19318 | 6.19 |
| 24B-G1 | 38.100 | 25.40 | 25.40 | 14.63 | 61.6 | 33.20 | 47.00 | 72.60 | 34.0 | 4.50 | 160.0/36363 | 11.25 |

带G1部件
With G1 profile

带G2部件
With G2 profile



传动链
Driving Chain

曳引链
Hoisting Chain

输送链
Conveyor Chain

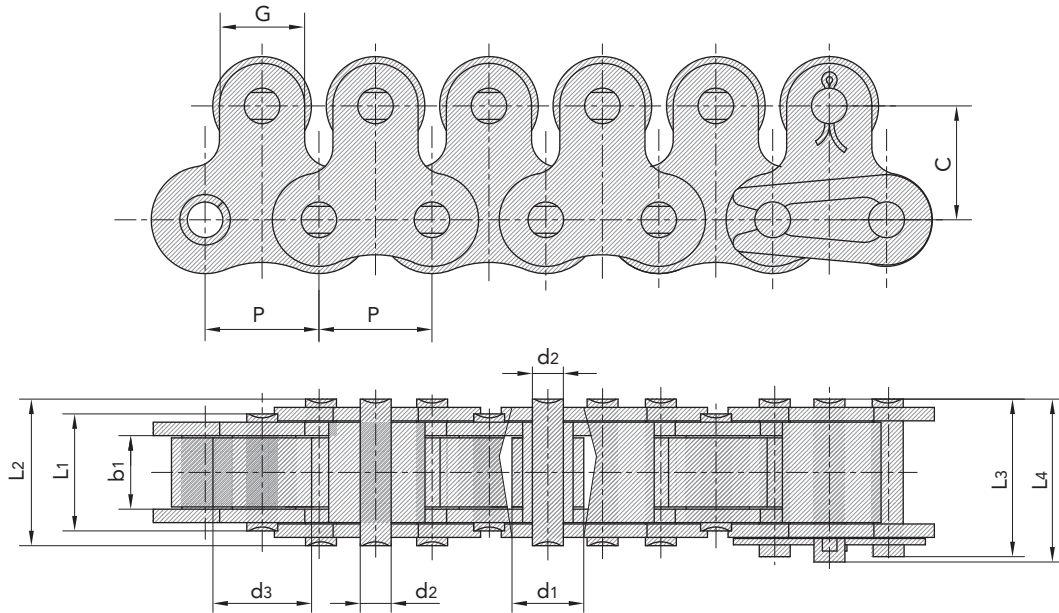
不锈钢链
Stainless Steel Chain

农机链
Agricultural Chain

带顶滚轮短节距输送链 Short pitch conveyor chain with top rollers

带顶滚轮短节距输送链 Short pitch conveyor chain with top rollers

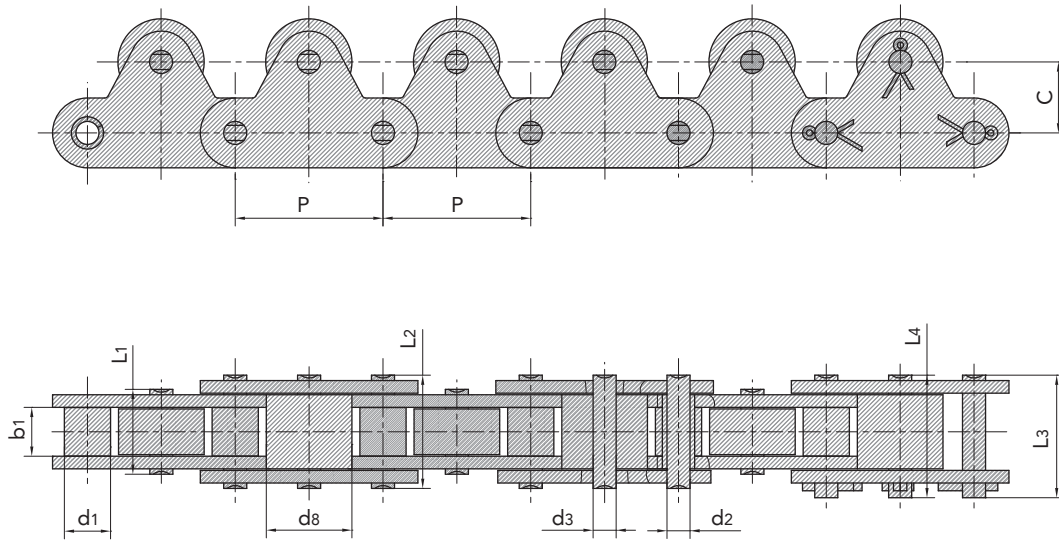
| 链号 SFR | 节距 Pitch | 滚子直径 Roller diameter | | 内节内宽 Width between inner plates | 销轴直径 Pin diameter | 销轴长度 Pin length | | | | 附板尺寸 Attachment dimension | | 抗拉强度 Tensile strength | 每米长重 Weight per meter |
|---------------|-------------|-------------------------|--------|------------------------------------|----------------------|--------------------|--------|--------|--------|------------------------------|------|--------------------------|--------------------------|
| SFR Chain No. | P | d1 max | d3 max | b1 min | d2 max | L max | L2 max | L3 max | L4 max | G | C | Q min | q |
| | mm | mm | mm | mm | mm | mm | mm | mm | mm | mm | mm | kN/lbf | kg/m |
| 40-1-1TR | 12.700 | 7.95 | 11.00 | 7.85 | 3.96 | 13.50 | 16.60 | 17.80 | 18.80 | 9.5 | 12.7 | 14.1/3250 | 1.44 |
| 50-1-1TR | 15.875 | 10.16 | 15.00 | 9.40 | 5.08 | 16.50 | 20.70 | 22.20 | 23.30 | 12.7 | 15.9 | 22.2/4991 | 2.30 |
| 60-1-1TR | 19.050 | 11.91 | 18.00 | 12.57 | 5.94 | 21.00 | 25.90 | 27.70 | 28.30 | 15.9 | 18.3 | 31.8/7227 | 3.40 |
| 80-1-1TR | 25.400 | 15.88 | 24.00 | 15.75 | 7.92 | 26.20 | 32.70 | 35.00 | 36.50 | 19.1 | 24.6 | 56.7/12746 | 5.90 |
| 100-1-1TR | 31.750 | 19.05 | 30.00 | 18.90 | 9.53 | 32.30 | 40.40 | 44.70 | 44.70 | 25.4 | 31.8 | 88.5/20114 | 8.90 |



带顶滚轮短节距输送链 Short pitch conveyor chain with top rollers

带顶滚轮短节距输送链 Short pitch conveyor chain with top rollers

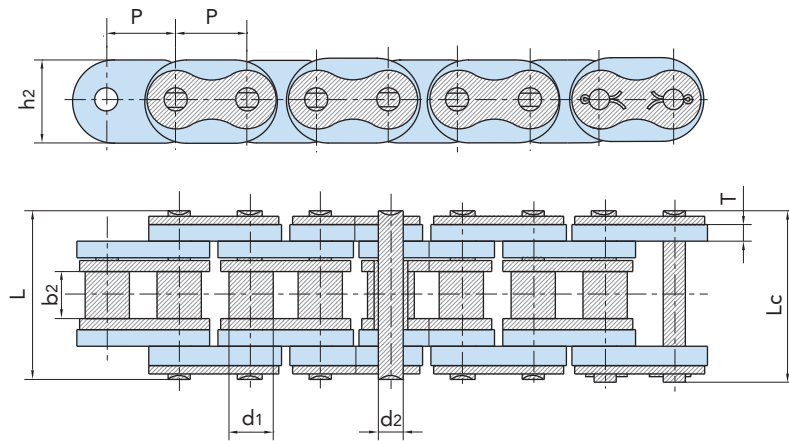
| 链号 SFR | 节距 Pitch | 滚子直径 Roller diameter | | 内节内宽 Width between inner plates | 销轴直径 Pin diameter | 销轴长度 Pin length | | | | 附板尺寸 Attachment dimension | | 抗拉强度 Tensile strength | 每米长重 Weight per meter |
|---------------------|-------------|-------------------------|-----------|--|-------------------------|-----------------------|-----------|----------|-----------|---------------------------------|-----------|-----------------------------|--------------------------------|
| | | d1 max | d8 max | | | b1 min | d2 max | L max | L2 max | L3 max | L4 max | | |
| SFR Chain No. | P | mm | mm | mm | mm | mm | mm | mm | mm | mm | mm | kN/lbf | kg/m |
| C2040-1TR | 25.40 | 7.95 | 15.88 | 7.85 | 3.96 | 13.50 | 16.6 | 17.8 | 18.8 | 12.7 | 3.96 | 14.1/3205 | 1.31 |
| C2050-1TR | 31.75 | 10.16 | 19.05 | 9.40 | 5.08 | 16.50 | 20.7 | 22.2 | 23.3 | 15.9 | 5.08 | 22.2/5045 | 2.03 |
| C2060-1TR | 38.10 | 11.91 | 22.23 | 12.57 | 5.94 | 20.70 | 25.9 | 27.5 | 27.5 | 23.0 | 5.94 | 31.8/7227 | 2.89 |
| C2080-1TR | 50.80 | 15.88 | 28.58 | 15.75 | 7.92 | 26.20 | 32.7 | 35.0 | 36.5 | 29.0 | 11.50 | 56.7/12886 | 4.54 |
| C2100-1TR | 63.50 | 19.05 | 39.67 | 18.90 | 9.53 | 32.30 | 40.4 | 44.7 | 44.7 | 35.4 | 14.50 | 88.5/20114 | 7.72 |



带塑料附板滚子链 Roller chain with plastic attachments

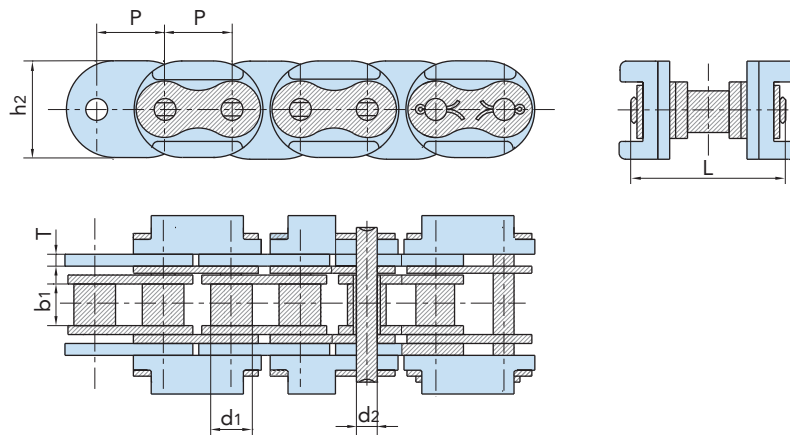
带塑料附板滚子链 Roller chain with plastic attachments

| 链号 SFR | 节距 Pitch | 滚子直径 Roller diameter | 内节内宽 Width between inner plates | 销轴直径 Pin diameter | 销轴长度 Pin length | | 链板、附板尺寸 Plate & attachment dimension | | 抗拉强度 Tensile strength | 每米长重 Weight per meter |
|---------------|-------------|-------------------------|------------------------------------|----------------------|--------------------|--------------------|---|-----|--------------------------|--------------------------|
| SFR Chain No. | P | d ₁ max | b ₁ min | d ₂ max | L max | L _c max | h ₂ | T | Q _{min} | q |
| | mm | mm | mm | mm | mm | mm | mm | mm | kN/lbf | kg/m |
| 16BF9 | 25.4 | 15.88 | 17.02 | 8.28 | 61.0 | 64.2 | 30.0 | 6.0 | 22.0/4949 | 3.7 |



带塑料附板滚子链 Roller chain with plastic attachments

| 链号 SFR | 节距 Pitch | 滚子直径 Roller diameter | 内节内宽 Width between inner plates | 销轴直径 Pin diameter | 销轴长度 Pin length | 链板、附板尺寸 Plate & attachment dimension | | 抗拉强度 Tensile strength | 每米长重 Weight per meter |
|---------------|-------------|-------------------------|------------------------------------|----------------------|--------------------|---|-----|--------------------------|--------------------------|
| SFR Chain No. | P | d ₁ max | b ₁ min | d ₂ max | L max | h ₂ | T | Q _{min} | q |
| | mm | mm | mm | mm | mm | mm | mm | kN/lbf | kg/m |
| 20BF6 | 31.75 | 19.05 | 19.56 | 10.19 | 73.7 | 45.0 | 6.0 | 95.0/21591 | 6.35 |

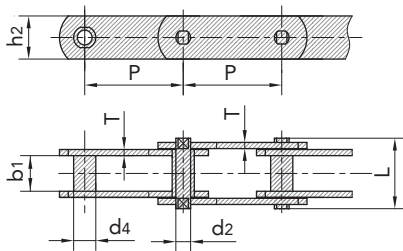


M系列输送链 Conveyor chain (M series)

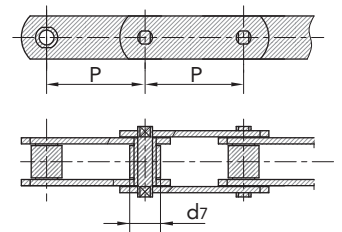
M系列输送链 Conveyor chain (M series)

| 链号 ISO | 节距 Pitch | | | | | | | | 滚子直径 Roller diameter | | | 套筒直径 Roller diameter |
|---------------|-------------|-------|-------|-------|-------|-------|-------|-------|-------------------------|--------|--------|-------------------------|
| | P | | | | | | | | d1 max | d7 max | d5 max | d4 max |
| ISO Chain No. | mm | | | | | | | | mm | mm | mm | mm |
| M20 | *40.0 | 50.0 | 63.0 | 80.0 | 100.0 | 125.0 | 160.0 | | 25.0 | 12.5 | 32.0 | 9.0 |
| M28 | *50.0 | 63.0 | 80.0 | 100.0 | 125.0 | 160.0 | 200.0 | | 30.0 | 15.0 | 36.0 | 10.0 |
| M40 | 63.0 | 80.0 | 100.0 | 125.0 | 160.0 | 200.0 | 250.0 | | 36.0 | 18.0 | 42.0 | 12.5 |
| M56 | *63.0 | 80.0 | 100.0 | 125.0 | 160.0 | 200.0 | 250.0 | | 42.0 | 21.0 | 50.0 | 15.0 |
| M80 | 80.0 | 100.0 | 125.0 | 160.0 | 200.0 | 250.0 | 315.0 | | 50.0 | 25.0 | 60.0 | 18.0 |
| M112 | *80.0 | 100.0 | 125.0 | 160.0 | 200.0 | 250.0 | 315.0 | 400.0 | 60.0 | 30.0 | 70.0 | 21.0 |
| M160 | *100.0 | 125.0 | 160.0 | 200.0 | 250.0 | 315.0 | 400.0 | 500.0 | 70.0 | 36.0 | 85.0 | 25.0 |
| M224 | *125.0 | 160.0 | 200.0 | 250.0 | 315.0 | 400.0 | 500.0 | 630.0 | 85.0 | 42.0 | 100.0 | 30.0 |
| M315 | *160.0 | 200.0 | 250.0 | 315.0 | 400.0 | 500.0 | 630.0 | | 100.0 | 50.0 | 120.0 | 36.0 |
| M450 | 200.0 | 250.0 | 315.0 | 400.0 | 500.0 | 630.0 | 800.0 | | 120.0 | 60.0 | 140.0 | 42.0 |

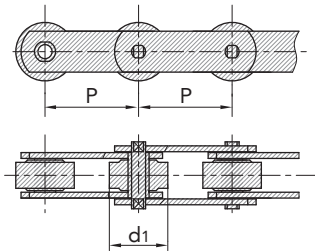
1. 无滚子
1. without rollers



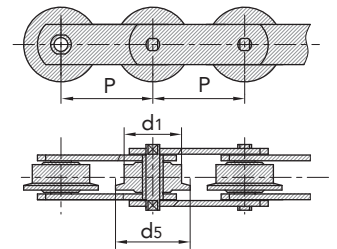
2. 带S型小滚子
2. with S small rollers type



3. 带P型大滚子
3. with P large rollers type



4. 带F型滚子
4. with F flanged rollers type



传动链
Driving Chain

曳引链
Hoisting Chain

输送链
Conveyor Chain

不锈钢链
Stainless Steel Chain

农机链
Agricultural Chain

M系列输送链 Conveyor chain (M series)

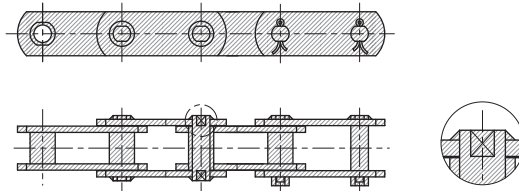
M系列输送链 Conveyor chain (M series)

| 链号 ISO | 内节内宽 Width between inner plates | 销轴直径 Pin diameter | 销轴长度 Pin length | 链板高度 Plate depth | 链板厚度 Plate thickness | 极限拉伸载荷 Ultimate tensile strength | 平均拉伸载荷 Average tensile strength |
|------------------|--|-------------------------|-----------------------|------------------------|----------------------------|--|---------------------------------------|
| ISO Chain No. | b ₁ min | d ₂ max | L max | h ₂ max | T max | Q min | Q ₀ |
| | mm | mm | mm | mm | mm | kN/lbf | kN |
| M20 | 16.0 | 6.0 | 35.0 | 19.0 | 2.5 | 20.0/4545 | 25.0 |
| M28 | 18.0 | 7.0 | 40.0 | 21.0 | 3.0 | 28.0/6364 | 35.0 |
| M40 | 20.0 | 8.5 | 45.0 | 26.0 | 3.5 | 40.0/9091 | 50.0 |
| M56 | 24.0 | 10.0 | 52.0 | 31.0 | 4.0 | 56.0/12727 | 70.0 |
| M80 | 28.0 | 12.0 | 62.0 | 36.0 | 5.0 | 80.0/18182 | 100.0 |
| M112 | 32.0 | 15.0 | 73.0 | 41.0 | 6.0 | 112.0/25454 | 140.0 |
| M160 | 37.0 | 18.0 | 85.0 | 51.0 | 7.0 | 160.0/36364 | 200.0 |
| M224 | 43.0 | 21.0 | 98.0 | 62.0 | 8.0 | 224.0/50909 | 280.0 |
| M315 | 48.0 | 25.0 | 112.0 | 72.0 | 10.0 | 315.0/71591 | 393.7 |
| M450 | 56.0 | 30.0 | 135.0 | 82.0 | 12.0 | 450.0/102272 | 562.5 |

*链条仅有套筒和小滚子

*Chain has bush and small roller only

5. 销轴铆头后采用焊接加固
5. Welded pins with plates



M系列带附板输送链 Conveyor chain with attachments (M series)

M系列带附板输送链 Conveyor chain with attachments (M series)

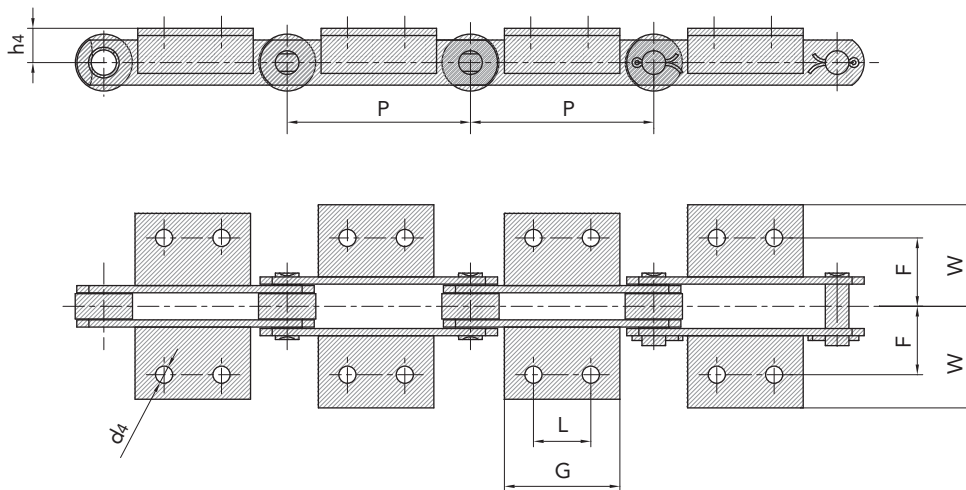
| 链号 ISO | P | L | G | d4 | F | W | h4 |
|------------------|-------|-------|-------|------|------|------|------|
| ISO Chain No. | mm | mm | mm | mm | mm | mm | mm |
| M20 | 40.0 | | 14.0 | 6.6 | 27.0 | 40.0 | 16.0 |
| | 50.0 | | 14.0 | | | | |
| | 63.0 | 20.0 | 35.0 | | | | |
| | 80.0 | 35.0 | 50.0 | | | | |
| M28 | 50.0 | | 20.0 | 9.0 | 32.0 | 47.0 | 20.0 |
| | 63.0 | | 20.0 | | | | |
| | 80.0 | 25.0 | 45.0 | | | | |
| | 100.0 | 40.0 | 60.0 | | | | |
| M40 | 63.0 | | 31.0 | 9.0 | 35.0 | 50.0 | 25.0 |
| | 80.0 | 20.0 | 45.0 | | | | |
| | 100.0 | 40.0 | 60.0 | | | | |
| | 125.0 | 65.0 | 85.0 | | | | |
| M56 | 63.0 | | 22.0 | 11.0 | 44.0 | 61.0 | 30.0 |
| | 80.0 | | 30.0 | | | | |
| | 100.0 | 25.0 | 50.0 | | | | |
| | 125.0 | 50.0 | 75.0 | | | | |
| M80 | 80.0 | | 30.0 | 11.0 | 48.0 | 65.0 | 35.0 |
| | 100.0 | 25.0 | 50.0 | | | | |
| | 125.0 | 50.0 | 75.0 | | | | |
| | 160.0 | 85.0 | 110.0 | | | | |
| | 200.0 | 125.0 | 150.0 | | | | |

传动链
Driving Chain

电引链
Hoisting Chain

输送链
Conveyor Chain

附板带一个孔
Attachments with 1 hole



不锈钢链
Stainless Steel Chain

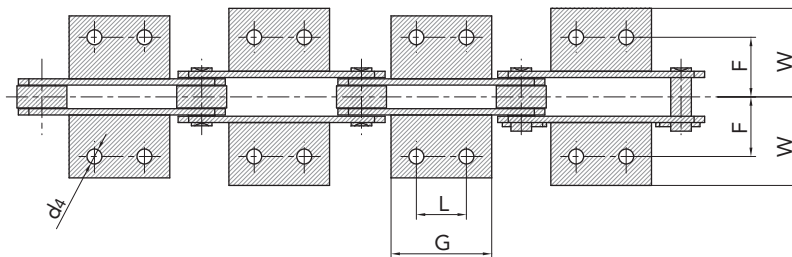
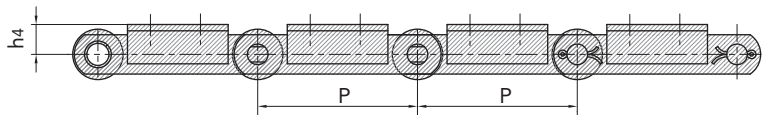
农机链
Agricultural Chain

M系列带附板输送链 Conveyor chain with attachments (M series)

M系列带附板输送链 Conveyor chain with attachments (M series)

| 链号 ISO | P | L | G | d4 | F | W | h4 |
|------------------|-------|-------|-------|------|------|-------|------|
| ISO Chain No. | mm | mm | mm | mm | mm | mm | mm |
| M112 | 80.0 | | 28.0 | 14.0 | 55.0 | 80.0 | 40.0 |
| | 100.0 | | 40.0 | | | | |
| | 125.0 | 35.0 | 65.0 | | | | |
| | 160.0 | 65.0 | 95.0 | | | | |
| | 200.0 | 100.0 | 130.0 | | | | |
| M160 | 100.0 | | 30.0 | 14.0 | 62.0 | 85.0 | 45.0 |
| | 125.0 | 25.0 | 50.0 | | | | |
| | 160.0 | 50.0 | 80.0 | | | | |
| | 200.0 | 85.0 | 115.0 | | | | |
| | 250.0 | 145.0 | 175.0 | | | | |
| M224 | 125.0 | | 35.0 | 18.0 | 70.0 | 110.0 | 55.0 |
| | 160.0 | | 60.0 | | | | |
| | 200.0 | 65.0 | 100.0 | | | | |
| | 250.0 | 125.0 | 160.0 | | | | |
| | 315.0 | 190.0 | 230.0 | | | | |
| M315 | 160.0 | | 35.0 | 18.0 | 80.0 | 115.0 | 65.0 |
| | 200.0 | 50.0 | 85.0 | | | | |
| | 250.0 | 100.0 | 140.0 | | | | |
| | 315.0 | 155.0 | 190.0 | | | | |
| | 400.0 | 155.0 | 205.0 | | | | |

附板带一个孔
Attachments with 1 hole



FV系列输送链 Conveyor chain (FV series)

FV系列输送链 Conveyor chain (FV series)

| 链号 DIN | 节距 Pitch | | | | | | | 滚子直径 Roller diameter | | | | | 套筒直径 Roller diameter |
|------------------|-------------|-------|-------|-------|-------|-------|-------|-------------------------|--------|--------|--------|------|-------------------------|
| | P | | | | | | | d1 max | d4 max | d5 max | d6 max | G | d3 max |
| DIN Chain No. | mm | | | | | | | mm | mm | mm | mm | mm | mm |
| FV40 | 50.0 | 63.0 | 80.0 | 100.0 | 125.0 | - | - | 32.0 | 20.0 | 40.0 | 50.0 | 4.0 | 15.0 |
| FV63 | 50.0 | 63.0 | 80.0 | 100.0 | 125.0 | 160.0 | - | 40.0 | 26.0 | 50.0 | 63.0 | 5.0 | 18.0 |
| FV90 | 63.0 | 80.0 | 100.0 | 125.0 | 160.0 | 200.0 | 250.0 | 48.0 | 30.0 | 63.0 | 78.0 | 6.5 | 20.0 |
| FV112 | 80.0 | 100.0 | 125.0 | 160.0 | 200.0 | 250.0 | - | 55.0 | 32.0 | 72.0 | 90.0 | 7.5 | 22.0 |
| FV140 | 63.0 | 100.0 | 125.0 | 160.0 | 200.0 | 250.0 | - | 60.0 | 36.0 | 80.0 | 100.0 | 9.0 | 26.0 |
| FV180 | 100.0 | 125.0 | 160.0 | 200.0 | 250.0 | 315.0 | - | 70.0 | 42.0 | 100.0 | 125.0 | 13.0 | 30.0 |
| FV250 | 125.0 | 160.0 | 200.0 | 250.0 | 315.0 | 400.0 | - | 80.0 | 50.0 | 125.0 | 155.0 | 15.0 | 36.0 |
| FV315 | 160.0 | 200.0 | 250.0 | 315.0 | 400.0 | - | - | 90.0 | 60.0 | 140.0 | 175.0 | 18.0 | 42.0 |

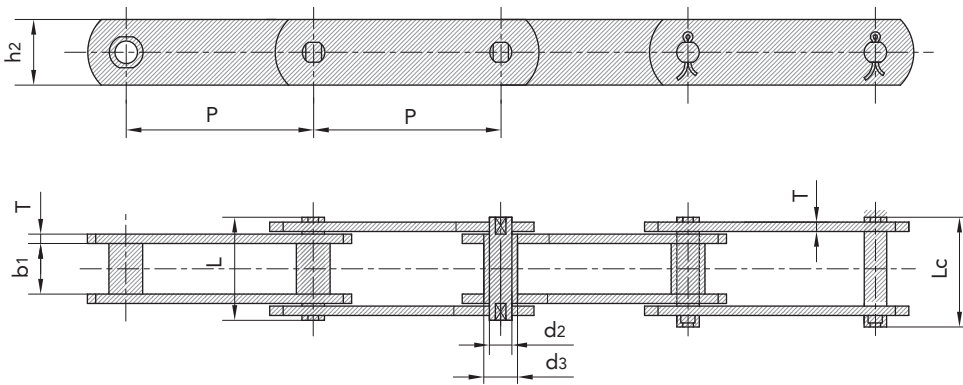
传动链
Driving Chain

电引链
Hoisting Chain

输送链
Conveyor Chain

不锈钢链
Stainless Steel Chain

农机链
Agricultural Chain



FV系列输送链 Conveyor chain (FV series)

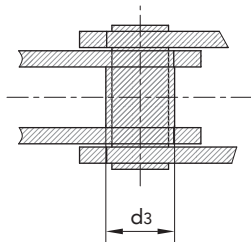
FV系列输送链 Conveyor chain (FV series)

| 链号 DIN | 内节内宽 Width between inner plates | 销轴直径 Pin diameter | 销轴长度 Pin length | | 链板高度 Plate depth | 链板厚度 Plate thickness | 极限拉伸载荷 Ultimate tensile strength | |
|------------------|--|-----------------------------|-----------------------|-----------------------------|-----------------------------|----------------------------|--|---------------------|
| | | | L min | L _c max | | | Q min | *Q min |
| DIN Chain No. | b ₁ min mm | d ₂ max mm | L min mm | L _c max mm | h ₂ max mm | T max mm | Q min kN/lbf | *Q min kN/lbf |
| FV40 | 18.0 | 10.0 | 36.0 | 39.0 | 25.0 | 3.0 | 40.0/9091 | 47.0/10681 |
| FV63 | 22.0 | 12.0 | 45.0 | 48.5 | 30.0 | 4.0 | 63.0/14317 | 75.0/17045 |
| FV90 | 25.0 | 14.0 | 53.0 | 56.5 | 35.0 | 5.0 | 90.0/20453 | 115.0/26136 |
| FV112 | 30.0 | 16.0 | 62.0 | 66.0 | 40.0 | 6.0 | 112.0/25452 | 170.0/38636 |
| FV140 | 35.0 | 18.0 | 67.0 | 71.5 | 45.0 | 6.0 | 140.0/31815 | 180.0/40908 |
| FV180 | 45.0 | 20.0 | 86.0 | 92.0 | 50.0 | 8.0 | 180.0/40908 | 250.0/56817 |
| FV250 | 55.0 | 26.0 | 97.0 | 103.5 | 60.0 | 8.0 | 250.0/56817 | 300.0/68181 |
| FV315 | 65.0 | 30.0 | 113.0 | 126.5 | 70.0 | 10.0 | 315.0/71591 | 480.0/109089 |

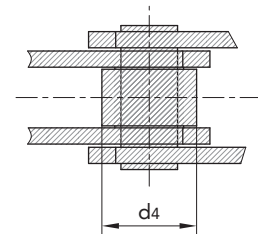
*Q 表示热处理后的极限拉伸载荷

*Q denotes the ultimate tensile strength after hardened

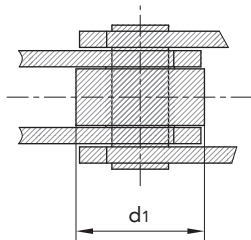
无滚子
without rollers



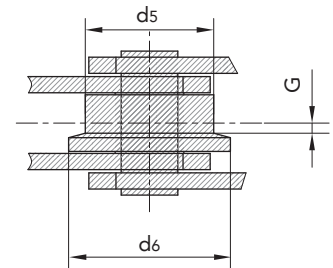
带S型小滚子
with S small rollers type



带P型大滚子
with P large rollers type



带F型滚子
with F flanged rollers type



FV系列带附板输送链 Conveyor chain with attachments (FV series)

FV系列带附板输送链 Conveyor chain with attachments (FV series)

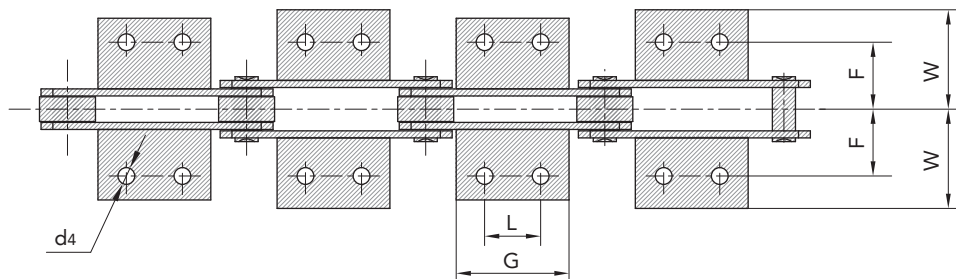
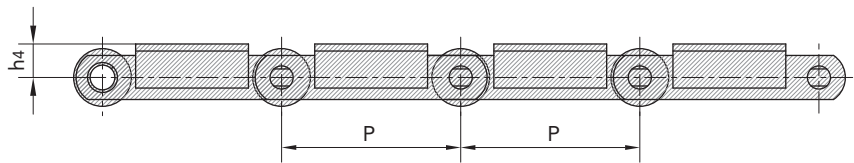
| 链号 ISO | P | L | G | d4 | F | W | h4 |
|------------------|-------|------|-------|------|------|------|------|
| ISO Chain No. | mm | mm | mm | mm | mm | mm | mm |
| FV40 | 50.0 | | 45.0 | 6.5 | 25.0 | 40.5 | 20.0 |
| | 63.0 | | 31.0 | | | | |
| | 80.0 | 25.0 | 45.0 | | | | |
| | 100.0 | 30.0 | 50.0 | | | | |
| | 125.0 | 30.0 | 60.0 | | | | |
| FV63 | 63.0 | | 40.0 | 8.4 | 34.0 | 50.0 | 30.0 |
| | 80.0 | 25.0 | 45.0 | | | | |
| | 100.0 | 30.0 | 50.0 | | | | |
| | 125.0 | 40.0 | 60.0 | | | | |
| | 160.0 | 50.0 | 70.0 | | | | |
| FV90 | 63.0 | | 30.0 | 8.4 | 40.0 | 64.0 | 35.0 |
| | 80.0 | 25.0 | 45.0 | | | | |
| | 100.0 | 30.0 | 50.0 | | | | |
| | 125.0 | 40.0 | 60.0 | | | | |
| | 160.0 | 50.0 | 70.0 | | | | |
| | 200.0 | 60.0 | 80.0 | | | | |
| FV112 | 100.0 | 30.0 | 50.0 | 11.0 | 50.0 | 70.0 | 40.0 |
| | 125.0 | 40.0 | 65.0 | | | | |
| | 160.0 | 50.0 | 75.0 | | | | |
| | 200.0 | 65.0 | 90.0 | | | | |
| | 250.0 | 80.0 | 105.0 | | | | |

传动链
Driving Chain

电引链
Hoisting Chain

输送链
Conveyor Chain

附板带一个孔
Attachments with 1 hole



不锈钢链
Stainless Steel Chain

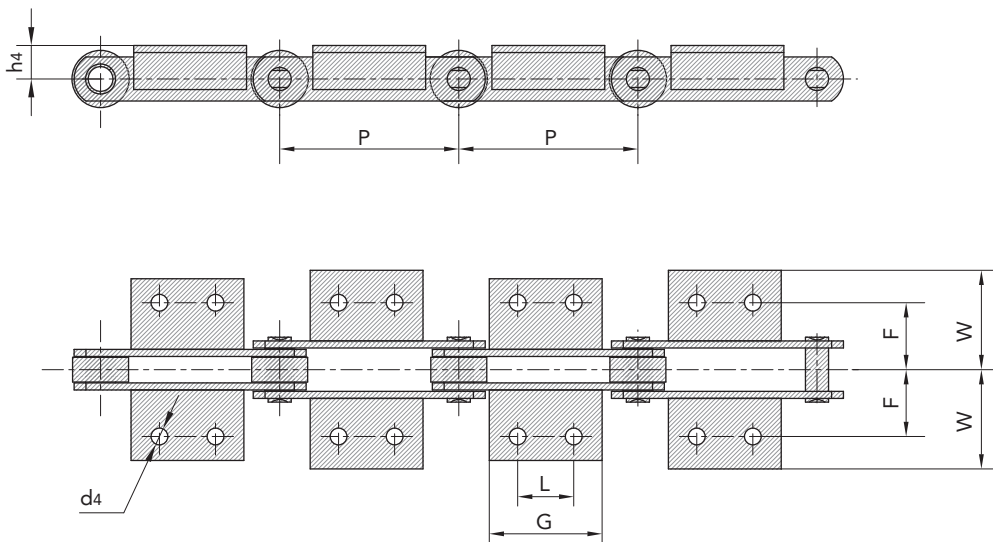
农机链
Agricultural Chain

FV系列带附板输送链 Conveyor chain with attachments (FV series)

FV系列带附板输送链 Conveyor chain with attachments (FV series)

| 链号 ISO | P | L | G | d4 | F | W | h4 |
|------------------|-------|-------|-------|------|------|-------|------|
| ISO Chain No. | mm | mm | mm | mm | mm | mm | mm |
| FV140 | 100.0 | 30.0 | 55.0 | 11.0 | 50.0 | 81.0 | 45.0 |
| | 125.0 | 40.0 | 65.0 | | | | |
| | 160.0 | 50.0 | 75.0 | | | | |
| | 200.0 | 65.0 | 90.0 | | | | |
| | 250.0 | 80.0 | 105.0 | | | | |
| FV180 | 125.0 | 35.0 | 63.0 | 13.0 | 64.0 | 91.0 | 45.0 |
| | 160.0 | 50.0 | 80.0 | | | | |
| | 200.0 | 65.0 | 95.0 | | | | |
| | 250.0 | 80.0 | 110.0 | | | | |
| | 315.0 | 100.0 | 130.0 | | | | |
| FV250 | 160.0 | 50.0 | 80.0 | 14.0 | 69.0 | 106.0 | 55.0 |
| | 200.0 | 65.0 | 95.0 | | | | |
| | 250.0 | 80.0 | 110.0 | | | | |
| | 315.0 | 100.0 | 130.0 | | | | |
| | 400.0 | 100.0 | 130.0 | | | | |
| FV315 | 160.0 | 50.0 | 80.0 | 14.0 | 85.0 | 130.0 | 60.0 |
| | 200.0 | 65.0 | 95.0 | | | | |
| | 250.0 | 80.0 | 110.0 | | | | |
| | 315.0 | 100.0 | 130.0 | | | | |
| | 400.0 | 100.0 | 130.0 | | | | |

附板带一个孔
Attachments with 1 hole



MT系列输送链 Conveyor chain (MT series)

MT系列输送链 Conveyor chain (MT series)

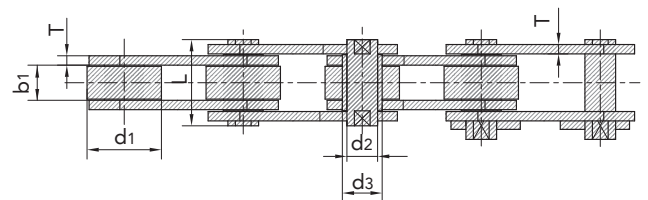
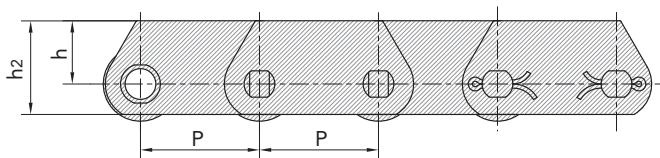
| 链号 DIN | 节距 Pitch | | | | | 滚子直径 Roller diameter | 销轴直径 Pin diameter | 套筒直径 Roller diameter | 链板厚度 Plate thickness |
|------------------|-------------|-------|-------|-------|-------|-------------------------|----------------------|-------------------------|-------------------------|
| DIN Chain No. | P | | | | | d1 max | d2 max | d3 max | T max |
| | mm | | | | | mm | mm | mm | mm |
| MT20 | 40.0 | 50.0 | 63.0 | 80.0 | 100.0 | 25.0 | 6.0 | 9.0 | 2.5 |
| MT28 | 50.0 | 63.0 | 80.0 | 100.0 | 125.0 | 30.0 | 7.0 | 10.0 | 3.0 |
| MT40 | 63.0 | 80.0 | 100.0 | 125.0 | 160.0 | 36.0 | 8.5 | 12.5 | 3.5 |
| MT56 | 63.0 | 80.0 | 100.0 | 125.0 | 160.0 | 42.0 | 10.0 | 15.0 | 4.0 |
| MT80 | 80.0 | 100.0 | 125.0 | 160.0 | 200.0 | 50.0 | 12.0 | 18.0 | 5.0 |
| MT112 | 80.0 | 100.0 | 125.0 | 160.0 | 200.0 | 60.0 | 15.0 | 21.0 | 6.0 |
| MT160 | 100.0 | 125.0 | 160.0 | 200.0 | 250.0 | 70.0 | 18.0 | 25.0 | 7.0 |
| MT224 | 125.0 | 160.0 | 200.0 | 250.0 | 315.0 | 85.0 | 21.0 | 30.0 | 8.0 |
| MT315 | 160.0 | 200.0 | 250.0 | 315.0 | 400.0 | 100.0 | 25.0 | 36.0 | 10.0 |
| MT450 | 200.0 | 250.0 | 315.0 | 400.0 | 500.0 | 120.0 | 30.0 | 42.0 | 12.0 |

MT系列输送链 Conveyor chain (MT series)

| 链号 DIN | 内节内宽 Width between inner plates | 销轴长度 Pin length | 链板高度 Plate depth | | 极限拉伸载荷 Ultimate tensile strength | |
|------------------|------------------------------------|--------------------|---------------------|----------|-------------------------------------|--------------|
| DIN Chain No. | b1 min | L min | h2 max | h max | Q min | *Q min |
| | mm | mm | mm | mm | kN/lbf | kN/lbf |
| MT20 | 16.0 | 35.0 | 25.0 | 16.0 | 20.0/4545 | 32.0/7270 |
| MT28 | 18.0 | 40.0 | 30.0 | 20.0 | 28.0/6364 | 42.0/9545 |
| MT40 | 20.0 | 45.0 | 35.0 | 22.5 | 40.0/9091 | 60.0/13635 |
| MT56 | 24.0 | 52.0 | 45.0 | 30.0 | 56.0/12727 | 85.0/19318 |
| MT80 | 28.0 | 62.0 | 50.0 | 32.5 | 80.0/18182 | 125.0/28408 |
| MT112 | 32.0 | 73.0 | 60.0 | 40.0 | 112.0/25454 | 175.0/39768 |
| MT160 | 37.0 | 85.0 | 70.0 | 45.0 | 160.0/36364 | 260.0/59090 |
| MT224 | 43.0 | 98.0 | 90.0 | 60.0 | 224.0/50909 | 340.0/77272 |
| MT315 | 48.0 | 112.0 | 100.0 | 65.0 | 315.0/71591 | 520.0/118180 |
| MT450 | 56.0 | 135.0 | 120.0 | 80.0 | 450.0/102272 | 700.0/159089 |

*Q 表示热处理后的极限拉伸载荷

*Q denotes the ultimate tensile strength after hardened



FVT系列输送链 Conveyor chain (FVT series)

FVT系列输送链 Conveyor chain (FVT series)

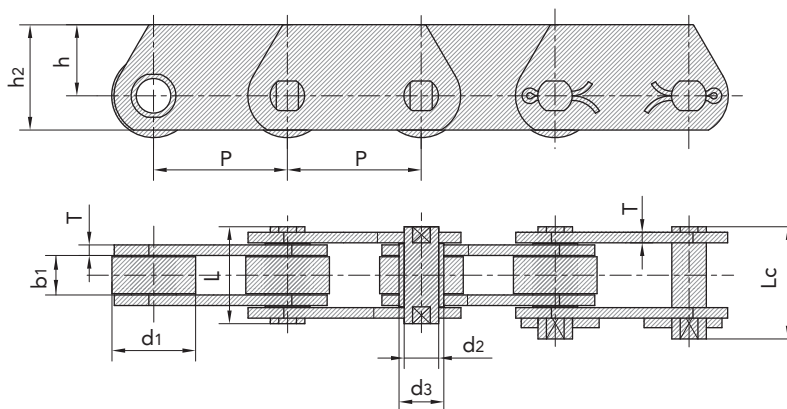
| 链号 DIN | 节距 Pitch | | | | | | | | 滚子直径 Roller diameter | 销轴直径 Pin diameter | 套筒直径 Roller diameter | 链板厚度 Plate thickness |
|------------------|-------------|-------|-------|-------|-------|-------|-------|------|-------------------------|----------------------|-------------------------|-------------------------|
| DIN Chain No. | P | | | | | | | | d1 max | d2 max | d3 max | T max |
| | mm | | | | | | | | mm | mm | mm | mm |
| FVT40 | 50.0 | 63.0 | 80.0 | 100.0 | 125.0 | - | - | 32.0 | 10.0 | 15.0 | 3.0 | |
| FVT63 | 63.0 | 80.0 | 100.0 | 125.0 | 160.0 | - | - | 40.0 | 12.0 | 18.0 | 4.0 | |
| FVT90 | 63.0 | 80.0 | 100.0 | 125.0 | 160.0 | 200.0 | 250.0 | 48.0 | 14.0 | 20.0 | 5.0 | |
| FVT112 | 100.0 | 125.0 | 160.0 | 200.0 | 250.0 | - | - | 55.0 | 16.0 | 22.0 | 6.0 | |
| FVT140 | 100.0 | 125.0 | 160.0 | 200.0 | 250.0 | - | - | 60.0 | 18.0 | 25.0 | 6.0 | |
| FVT180 | 125.0 | 160.0 | 200.0 | 250.0 | 315.0 | - | - | 70.0 | 20.0 | 30.0 | 8.0 | |
| FVT250 | 160.0 | 200.0 | 250.0 | 315.0 | - | - | - | 80.0 | 26.0 | 36.0 | 8.0 | |
| FVT315 | 160.0 | 200.0 | 250.0 | 315.0 | 400.0 | - | - | 90.0 | 30.0 | 42.0 | 10.0 | |

FVT系列输送链 Conveyor chain (FVT series)

| 链号 DIN | 内节内宽 Width between inner plates | 销轴长度 Pin length | | | 链板高度 Plate depth | | 极限拉伸载荷 Ultimate tensile strength | |
|------------------|------------------------------------|--------------------|-----------|-----------|---------------------|-------------|-------------------------------------|--|
| DIN Chain No. | b1 min | L max | Lc max | h2 max | h max | Q min | *Q min | |
| | mm | mm | mm | mm | mm | kN/lbf | kN/lbf | |
| FVT40 | 18.0 | 36.0 | 39.0 | 35.0 | 22.5 | 40.0/9091 | 47.0/10681 | |
| FVT63 | 22.0 | 45.0 | 48.5 | 40.0 | 25.0 | 63.0/14317 | 75.0/17045 | |
| FVT90 | 25.0 | 53.0 | 56.5 | 45.0 | 27.5 | 90.0/20453 | 115.0/26136 | |
| FVT112 | 30.0 | 62.0 | 66.0 | 50.0 | 30.0 | 112.0/25452 | 170.0/38636 | |
| FVT140 | 35.0 | 67.0 | 71.5 | 60.0 | 37.5 | 140.0/31815 | 180.0/40908 | |
| FVT180 | 45.0 | 86.0 | 92.0 | 70.0 | 45.0 | 180.0/40908 | 250.0/56817 | |
| FVT250 | 55.0 | 97.0 | 103.5 | 80.0 | 50.0 | 250.0/56817 | 300.0/68181 | |
| FVT315 | 65.0 | 113.0 | 126.5 | 90.0 | 55.0 | 315.0/71591 | 480.0/109089 | |

*Q 表示热处理后的极限拉伸载荷

*Q denotes the ultimate tensile strength after hardened



MC系列空心销轴输送链 Hollow pin conveyor chain (MC series)

MC系列空心销轴输送链 Hollow pin conveyor chain (MC series)

| 链号 DIN | 节距 Pitch | | | | | | 滚子直径 Roller diameter | | | | 套筒直径 Roller diameter | 链板高度 Plate depth |
|---------------|-------------|-------|-------|-------|-------|-------|-------------------------|--------|--------|------|-------------------------|---------------------|
| | P | | | | | | d1 max | d7 max | d5 max | b11 | d4 max | h2 max |
| DIN Chain No. | mm | | | | | | mm | mm | mm | mm | mm | mm |
| MC28 | 63.0 | 80.0 | 100.0 | 125.0 | 160.0 | - | 36.0 | 25.0 | 45.0 | 4.5 | 17.5 | 25.0 |
| MC56 | 80.0 | 100.0 | 125.0 | 160.0 | 200.0 | 250.0 | 50.0 | 30.0 | 60.0 | 5.0 | 21.0 | 35.0 |
| MC112 | 100.0 | 125.0 | 160.0 | 200.0 | 250.0 | 315.0 | 70.0 | 42.0 | 85.0 | 7.0 | 29.0 | 50.0 |
| MC224 | 160.0 | 200.0 | 250.0 | 315.0 | 400.0 | 500.0 | 100.0 | 60.0 | 120.0 | 10.0 | 41.0 | 70.0 |

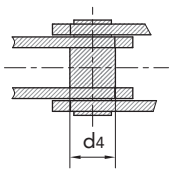
MC系列空心销轴输送链 Hollow pin conveyor chain (MC series)

| 链号 DIN | 内节内宽 Width between inner plates | 销轴直径 Pin diameter | | 销轴长度 Pin length | | 链板厚度 Plate thickness | 破断载荷 Breaking load | |
|---------------|------------------------------------|----------------------|--------|--------------------|--------|-------------------------|-----------------------|-------------|
| | b1 min | d2 max | d3 min | L max | Lc max | T max | Q min | *Q min |
| DIN Chain No. | mm | mm | mm | mm | mm | mm | kN/lbf | kN/lbf |
| MC28 | 20.0 | 13.0 | 8.2 | 36.0 | 38.5 | 3.5 | 28.0/6364 | 40.0/9091 |
| MC56 | 24.0 | 15.5 | 10.2 | 45.0 | 47.5 | 4.0 | 56.0/12727 | 90.0/20454 |
| MC112 | 32.0 | 22.0 | 14.3 | 62.5 | 64.3 | 6.0 | 112.0/25454 | 180.0/40908 |
| MC224 | 43.0 | 31.0 | 20.3 | 83.0 | 85.5 | 8.0 | 224.0/50909 | 350.0/79544 |

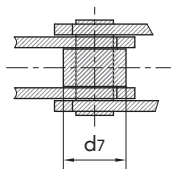
*Q 表示热处理后的极限拉伸载荷

*Q denotes the ultimate tensile strength after hardened

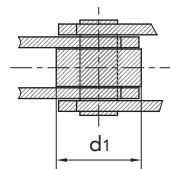
无滚子
without rollers



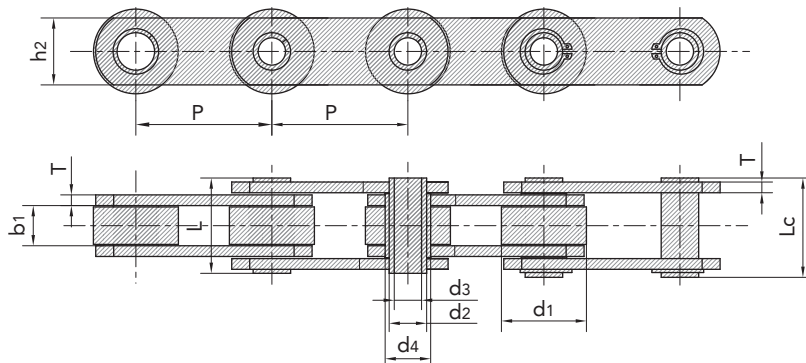
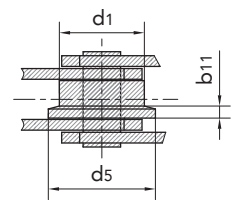
带S型小滚子
with S small rollers type



带P型大滚子
with P large rollers type



带F型滚子
with F flanged rollers type



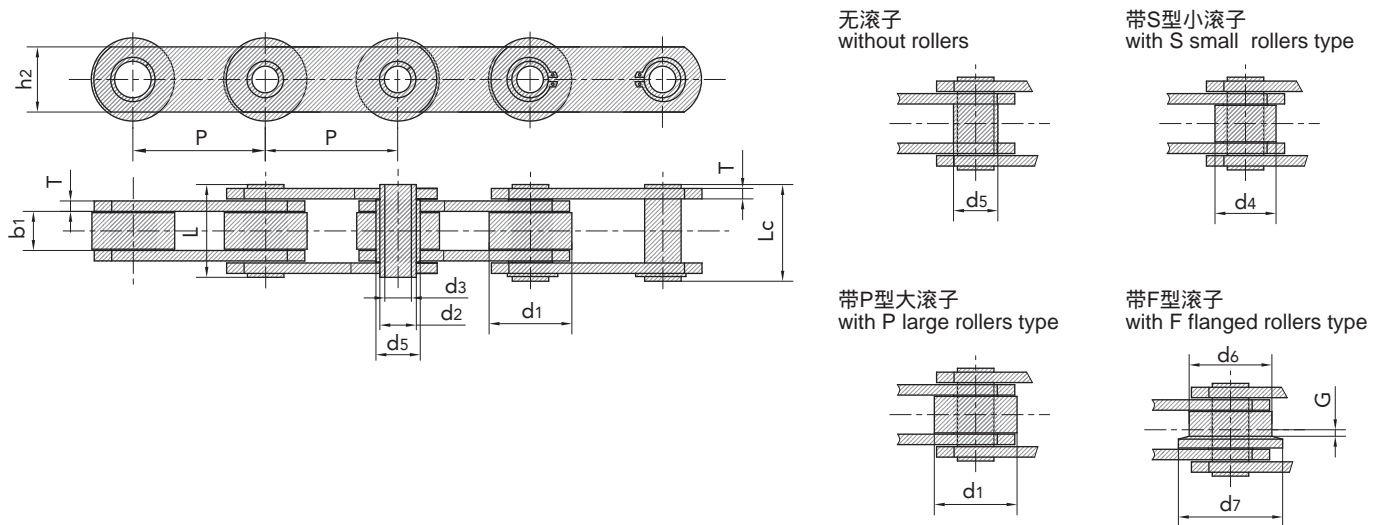
FVC系列空心销轴输送链 Hollow pin conveyor chain (FVC series)

FVC系列空心销轴输送链 Hollow pin conveyor chain (FVC series)

| 链号 DIN | 节距 Pitch | | | | | | | | 滚子尺寸 Roller dimension | | | | | 内节内宽 Width between inner plates |
|---------------|-------------|-------|-------|-------|-------|-------|-------|------|--------------------------|--------|--------|--------|------|------------------------------------|
| | P | | | | | | | | d1 max | d4 max | d6 max | d7 max | G | b1 min |
| DIN Chain No. | mm | | | | | | | | mm | mm | mm | mm | mm | mm |
| FVC63 | 63.0 | 80.0 | 100.0 | 125.0 | 160.0 | - | - | 40.0 | 26.0 | 50.0 | 63.0 | 5.0 | 22.0 | |
| FVC90 | 63.0 | 80.0 | 100.0 | 125.0 | 160.0 | 200.0 | 250.0 | 48.0 | 30.0 | 63.0 | 78.0 | 6.5 | 25.0 | |
| FVC112 | 100.0 | 125.0 | 160.0 | 200.0 | 250.0 | - | - | 55.0 | 32.0 | 72.0 | 90.0 | 7.5 | 30.0 | |
| FVC140 | 100.0 | 125.0 | 160.0 | 200.0 | 250.0 | - | - | 60.0 | 36.0 | 80.0 | 100.0 | 9.0 | 35.0 | |
| FVC180 | 125.0 | 160.0 | 200.0 | 250.0 | 315.0 | - | - | 70.0 | 42.0 | 100.0 | 125.0 | 13.0 | 45.0 | |
| FVC250 | 160.0 | 200.0 | 250.0 | 315.0 | 400.0 | - | - | 80.0 | 50.0 | 125.0 | 155.0 | 15.0 | 55.0 | |
| FVC315 | 160.0 | 200.0 | 250.0 | 315.0 | 400.0 | - | - | 90.0 | 60.0 | 140.0 | 175.0 | 18.0 | 65.0 | |

FVC系列空心销轴输送链 Hollow pin conveyor chain (FVC series)

| 链号 DIN | 销轴直径 Pin diameter | | 套筒直径 Bush diameter | 销轴长度 Pin length | | 链板厚度 Plate thickness | 链板高度 Plate depth | 极限拉伸载荷 Ultimate tensile strength |
|---------------|----------------------|--------|-----------------------|--------------------|--------|-------------------------|---------------------|-------------------------------------|
| | d2 max | d3 min | d5 max | L max | Lc max | T max | h2 max | Q min |
| DIN Chain No. | mm | mm | mm | mm | mm | mm | mm | kN/lbf |
| FVC63 | 12.0 | 8.0 | 18.0 | 45.0 | 50.5 | 4.0 | 30.0 | 46.0/10454 |
| FVC90 | 14.0 | 10.0 | 20.0 | 53.0 | 56.5 | 5.0 | 35.0 | 73.0/16590 |
| FVC112 | 16.0 | 11.0 | 22.0 | 62.0 | 63.0 | 6.0 | 40.0 | 90.0/20454 |
| FVC140 | 18.0 | 12.0 | 26.0 | 67.0 | 68.5 | 6.0 | 45.0 | 110.0/25000 |
| FVC180 | 20.0 | 14.0 | 30.0 | 86.0 | 88.0 | 8.0 | 50.0 | 145.0/32954 |
| FVC250 | 26.0 | 18.0 | 36.0 | 97.0 | 103.5 | 8.0 | 60.0 | 215.0/48863 |
| FVC315 | 30.0 | 20.0 | 42.0 | 117.0 | 121.5 | 10.0 | 70.0 | 295.0/67044 |



ZC系列空心销轴输送链 Hollow pin conveyor chain (ZC series)

ZC系列空心销轴输送链 Hollow pin conveyor chain (ZC series)

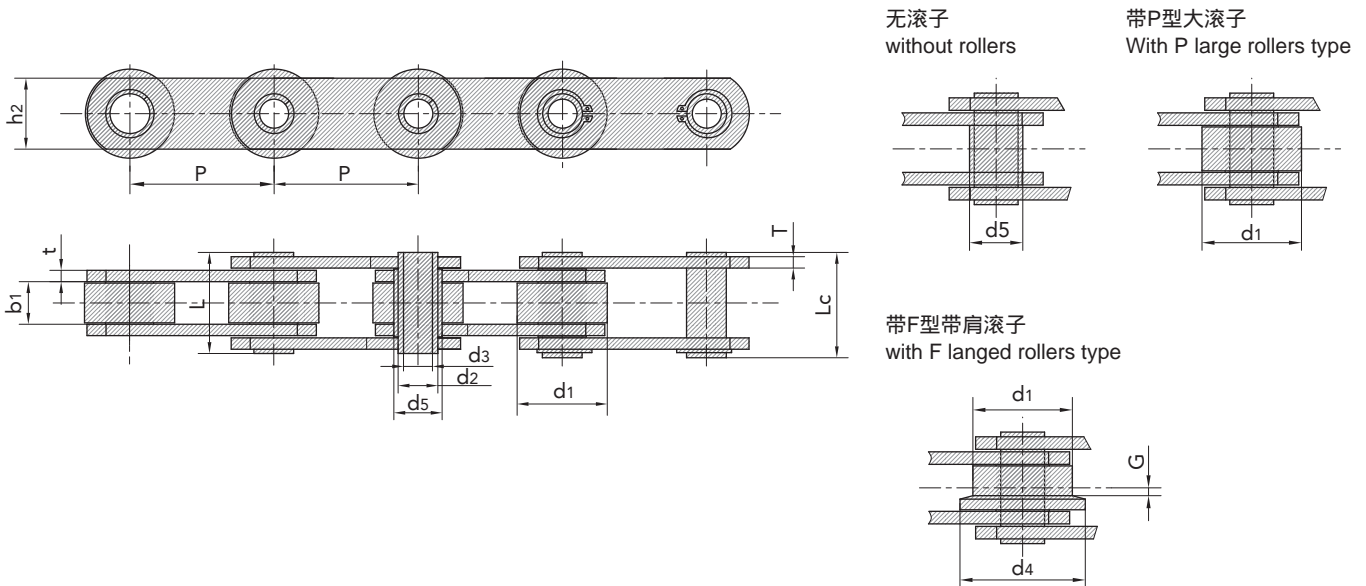
| 链号 SFR | 节距 Pitch | | | | | | | 滚子尺寸 Roller dimension | | | 套筒直径 Bush diameter | 链板高度 Plate depth |
|------------------|-------------|-------|-------|-------|-------|-------|-------|--------------------------|-----------|-----|-----------------------|---------------------|
| | P | | | | | | | d1 max | d4 max | G | d5 max | h2 max |
| SFR Chain No. | mm | | | | | | | mm | mm | mm | mm | mm |
| ZC21 | 38.1 | 50.8 | 63.5 | 76.2 | - | - | - | 25.40 | - | - | 11.0 | 18.0 |
| ZC40 | 50.8 | 63.5 | 76.2 | 88.9 | 101.6 | 127.0 | 152.4 | 31.75 | 40.0 | 2.5 | 17.0 | 25.0 |
| ZC60 | 76.2 | 88.9 | 101.6 | 127.0 | 152.4 | 177.8 | 203.2 | 47.50 | 60.0 | 3.5 | 23.0 | 40.0 |
| ZC150 | 101.6 | 127.0 | 152.4 | 177.8 | 203.2 | 228.6 | 254.0 | 66.70 | 82.0 | 4.0 | 33.0 | 50.0 |
| ZC300 | 152.4 | 177.8 | 203.2 | 254.0 | 304.8 | - | - | 88.90 | 114.0 | 8.5 | 38.0 | 60.0 |

ZC系列空心销轴输送链 Hollow pin conveyor chain (ZC series)

| 链号 SFR | 内节内宽 Width between inner plates | 销轴直径 Pin diameter | | 销轴长度 Pin length | | 链板厚度 Plate thickness | 破断载荷 Breaking load | |
|------------------|--|----------------------|-----------|--------------------|-----------|----------------------------|-----------------------|-------------|
| | b1 min | d2 max | d3 min | L max | Lc max | t/T max | Q min | *Q min |
| SFR Chain No. | mm | mm | mm | mm | mm | mm | kN/lbf | kN/lbf |
| ZC21 | 12.7 | 9.0 | 6.5 | 26.0 | 27.5 | 2.5 | 21.0/4772 | 27.1/6159 |
| ZC40 | 15.0 | 14.0 | 10.2 | 36.4 | 37.7 | 4.0 | 40.0/9091 | 50.0/11362 |
| ZC60 | 19.0 | 19.0 | 13.2 | 45.0 | 46.5 | 5.0/4.0 | 60.0/13636 | 120.0/27270 |
| ZC150 | 26.0 | 26.9 | 20.2 | 58.0 | 60.5 | 7.0/5.0 | 150.0/34087 | 190.0/43177 |
| ZC300 | 38.0 | 32.0 | 22.5 | 83.0 | 85.0 | 10.0/8.0 | 300.0/68175 | 380.0/86362 |

*Q 表示热处理后的极限拉伸载荷

*Q denotes the ultimate tensile strength after hardened



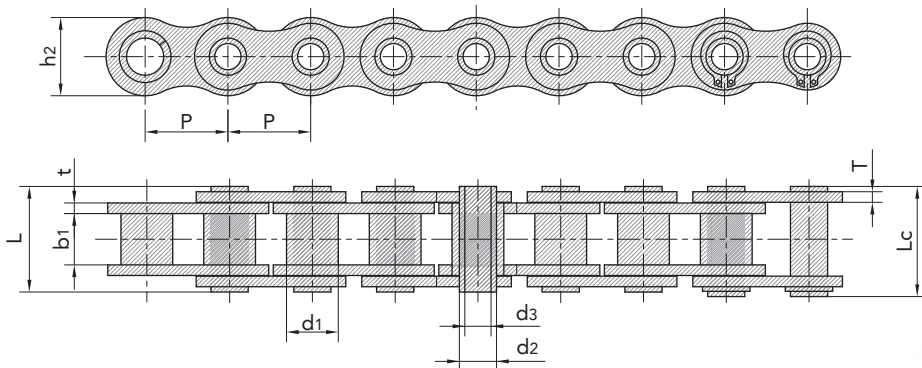
空心销轴链 Hollow pin chain

空心销轴链 Hollow pin chain

| 链号 SFR | 节距 Pitch | 滚子直径 Roller diameter | 内节内宽 Width between inner plates | 销轴直径 Pin diameter | | 销轴长度 Pin length | | 内链板高度 Inner plate depth | 链板厚度 Plate thickness | 极限拉伸载荷 Ultimate tensile strength | 平均拉伸载荷 Average tensile strength | 每米长重 Weight per meter |
|---------------|-------------|-------------------------|------------------------------------|----------------------|--------------------|--------------------|--------------------|----------------------------|-------------------------|-------------------------------------|------------------------------------|--------------------------|
| | | | | d ₂ max | d ₃ min | L max | L _c max | | | | | |
| SFR Chain No. | P | d ₁ max | b ₁ min | d ₂ max | d ₃ min | L max | L _c max | h ₂ max | T max | Q min | Q ₀ | q |
| | mm | mm | mm | mm | mm | mm | mm | mm | mm | kN/lbf | kN | kg/m |
| 08BHPF | 12.700 | 8.51 | 7.75 | 6.55 | 4.50 | 16.4 | 17.6 | 11.80 | 1.60/1.30 | 11.1/2523 | 12.10 | 0.56 |
| 08BHPF5 | 12.700 | 8.51 | 7.75 | 6.30 | 4.50 | 16.8 | 18.0 | 12.00 | 1.60 | 9.6/2182 | 10.60 | 0.62 |
| 10BHPF3 | 15.875 | 10.16 | 9.65 | 7.02 | 5.13 | 19.5 | 20.5 | 14.70 | 1.70 | 10.0/2272 | 11.50 | 0.86 |
| 10BHPF4 | 15.875 | 10.16 | 9.50 | 7.20 | 5.00 | 19.8 | 21.3 | 14.00 | 2.03/1.60 | 12.5/2840 | 14.00 | 0.82 |
| 12BHPF2 | 19.050 | 12.07 | 11.68 | 8.09 | 6.00 | 22.7 | 23.9 | 16.10 | 1.85 | 14.0/3180 | 16.00 | 0.82 |
| 12BHPF3 | 19.050 | 12.07 | 11.70 | 8.22 | 5.75 | 23.6 | 24.9 | 16.20 | 2.42/1.85 | 16.0/3636 | 18.00 | 1.14 |
| 40HP | 12.700 | 7.95 | 7.85 | 5.63 | 4.00 | 16.5 | 17.6 | 12.00 | 1.50 | 11.0/2500 | 12.20 | 0.54 |
| 08BHP | 12.700 | 8.51 | 7.75 | 6.55 | 4.50 | 16.4 | 17.6 | 11.80 | 1.30 | 11.1/2523 | 12.10 | 0.52 |
| 50HP | 15.875 | 10.16 | 9.40 | 7.03 | 5.13 | 20.7 | 21.9 | 15.09 | 2.03 | 20.0/4545 | 22.60 | 0.91 |
| 50H-HP | 15.875 | 10.16 | 9.40 | 7.03 | 5.13 | 22.6 | 23.7 | 15.09 | 2.42 | 20.0/4545 | 22.60 | 1.02 |
| 60HP | 19.050 | 11.91 | 12.70 | 8.31 | 6.00 | 25.8 | 26.8 | 18.00 | 2.42 | 24.0/5455 | 26.90 | 1.29 |
| 60HPF1 | 19.050 | 11.91 | 12.70 | 8.31 | 5.01 | 25.5 | 26.8 | 18.00 | 2.42 | 28.0/6364 | 30.90 | 1.37 |
| 80HP | 25.400 | 15.88 | 15.75 | 11.40 | 8.05 | 32.5 | 33.8 | 24.00 | 3.25 | 50.0/11364 | 52.00 | 2.26 |
| 80HPF2 | 25.400 | 15.88 | 15.75 | 11.40 | 8.40 | 32.5 | 33.8 | 24.00 | 3.25 | 45.0/10227 | 48.00 | 2.23 |
| 80H-HP | 25.400 | 15.88 | 15.75 | 11.40 | 8.05 | 35.7 | 37.0 | 24.00 | 4.00 | 50.0/11364 | 52.00 | 2.63 |
| A2080HP | 50.800 | 15.88 | 15.75 | 11.40 | 8.05 | 32.4 | 33.8 | 24.00 | 3.25 | 42.3/9615 | 46.10 | 1.60 |
| 10BHB | 15.875 | 10.16 | 9.65 | 5.94 | 4.04 | 19.30 | 20.60 | 14.70 | 1.70 | 17.00/3864 | 20.80 | 0.86 |
| 12BHP | 19.050 | 12.07 | 11.68 | 6.50 | 4.00 | 21.60 | 22.80 | 15.90 | 1.85 | 23.60/5364 | 25.90 | 1.09 |
| 60HB | 19.050 | 11.91 | 12.70 | 7.00 | 5.01 | 25.50 | 26.60 | 18.00 | 2.42 | 20.00/4545 | 22.40 | 1.35 |
| 16BHBF1 | 25.400 | 15.88 | 12.70 | 9.53 | 7.05 | 30.80 | 32.20 | 23.00 | 4.15/3.10 | 40.00/9091 | 45.00 | 2.28 |
| HB25.4 | 25.400 | 20.00 | 8.00 | 8.00 | 5.20 | 19.50 | 20.50 | 17.00 | 2.03 | 25.00/5680 | 28.00 | 1.30 |
| HP35 | 35.000 | 20.00 | 16.00 | 14.00 | 10.20 | 30.00 | 32.40 | 26.00 | 2.50 | 25.00 | 34.00 | 2.02 |
| HB35 | 35.000 | 20.00 | 16.00 | 14.00 | 10.20 | 32.00 | 33.50 | 38.10 | 3.00 | 40.00/9091 | 45.00 | 2.39 |
| HB35L | 35.000 | 30.00 | 16.00 | 14.00 | 10.20 | 30.00 | 32.40 | 26.00 | 2.50 | 25.00 | 34.00 | 3.41 |

*外链板为直板形

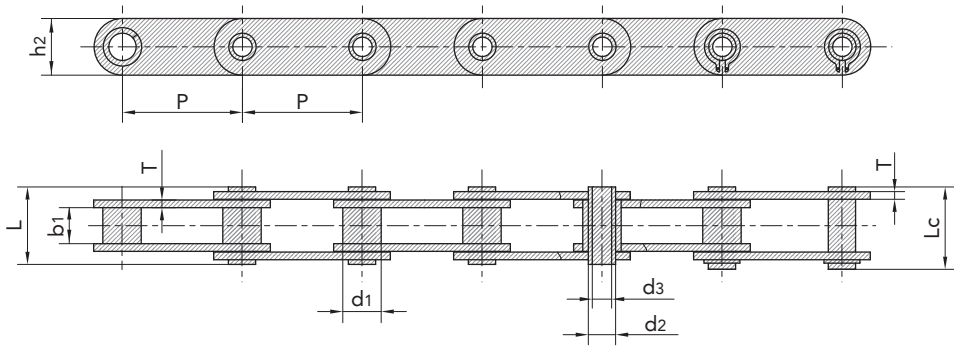
*Denotes straight side outer plates



空心销轴链 Hollow pin chain

空心销轴链 Hollow pin chain

| 链号 SFR | 节距 Pitch | 套筒直径 Bush diameter | 内节内宽 Width between inner plates | 销轴直径 Pin diameter | | 销轴长度 Pin length | | 内链板高度 Inner plate depth | 链板厚度 Plate thickness | 极限拉伸载荷 Ultimate tensile strength | 平均拉伸载荷 Average tensile strength | 每米长重 Weight per meter |
|------------------|-------------|-----------------------|------------------------------------|----------------------|--------|--------------------|--------|----------------------------|-------------------------|-------------------------------------|------------------------------------|--------------------------|
| | | | | d2 max | d3 min | L max | Lc max | | | | | |
| SFR Chain No. | P | d1 max | b1 min | d2 max | d3 min | L max | Lc max | h2 max | T max | Q min | Q0 | q |
| | mm | mm | mm | mm | mm | mm | mm | mm | mm | kN/lbf | kN | kg/m |
| C08BHP | 12.700 | 8.51 | 7.75 | 6.55 | 4.50 | 16.4 | 17.6 | 11.80 | 1.6/1.3 | 11.0/2500 | 11.5 | 0.62 |
| C40HP | 12.700 | 7.95 | 7.85 | 5.63 | 4.00 | 16.5 | 17.6 | 12.00 | 1.50 | 11.0/2500 | 12.2 | 0.64 |
| C50HP | 15.875 | 10.16 | 9.40 | 7.03 | 5.13 | 20.7 | 21.9 | 15.09 | 2.03 | 20.0/4545 | 22.6 | 1.05 |
| C60HP | 19.050 | 11.91 | 12.70 | 8.31 | 6.00 | 25.8 | 26.8 | 18.00 | 2.42 | 24.0/5455 | 26.9 | 1.52 |
| C80HP | 25.400 | 15.88 | 15.75 | 11.40 | 8.05 | 32.5 | 33.8 | 24.00 | 3.25 | 50.0/11364 | 52.0 | 2.63 |
| C2040HP | 25.400 | 7.95 | 7.85 | 5.63 | 4.00 | 16.5 | 17.6 | 12.00 | 1.50 | 11.0/2500 | 12.6 | 0.46 |
| C2050HP | 31.750 | 10.16 | 9.40 | 7.22 | 5.12 | 20.5 | 21.8 | 15.00 | 2.03 | 20.4/4636 | 22.8 | 0.76 |
| C2060HP | 38.100 | 11.91 | 12.70 | 8.31 | 6.00 | 25.8 | 26.8 | 17.00 | 2.42 | 24.0/5455 | 27.1 | 1.02 |
| C2060H-HP | 38.100 | 11.91 | 12.70 | 8.31 | 6.00 | 29.2 | 30.2 | 17.00 | 3.25 | 24.0/5455 | 27.1 | 1.29 |
| HB38.1F8 | 38.100 | 10.16 | 9.65 | 7.10 | 5.40 | 20.4 | - | 16.00 | 2.03 | 13.0/2954 | 14.3 | 0.67 |
| HP40F1 | 40.000 | 18.00 | 22.00 | 12.00 | 8.00 | 47.5 | 48.2 | 35.00 | 5.00 | 57.0/13049 | 63.8 | 5.38 |
| HP40F2 | 40.000 | 18.00 | 22.00 | 12.00 | 8.20 | 47.5 | 48.2 | 35.00 | 5.00 | 57.0/13049 | 63.0 | 5.37 |
| HP50F1 | 50.000 | 26.00 | 14.50 | 20.00 | 14.70 | 35.3 | 36.2 | 40.00 | 3.10 | 30.0/6818 | 33.6 | 3.98 |
| C2080HP | 50.800 | 15.88 | 15.75 | 11.40 | 8.05 | 32.5 | 33.8 | 24.00 | 3.25 | 50.0/11364 | 52.0 | 1.81 |



传动链
Driving Chain

曳引链
Hoisting Chain

输送链
Conveyor Chain

不锈钢链
Stainless Steel Chain

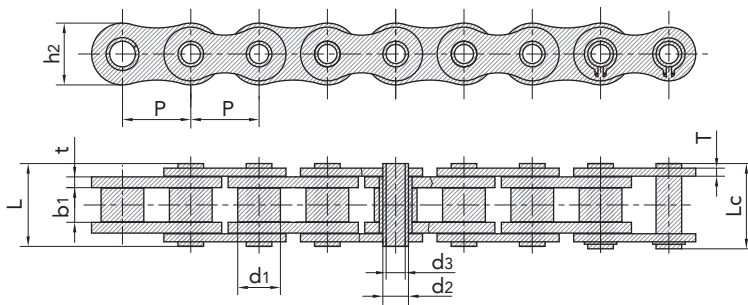
农机链
Agricultural Chain

空心销轴链 Hollow pin chain

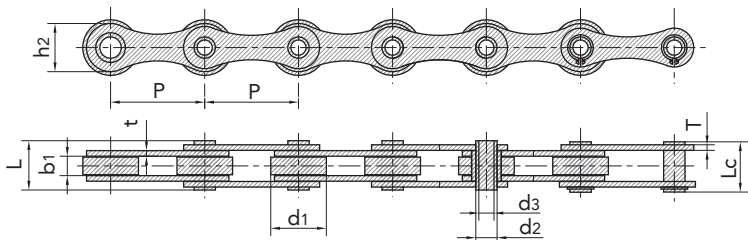
空心销轴链 Hollow pin chain

| 链号 SFR | 节距 Pitch | 滚子直径 Roller diameter | 内节内宽 Width between inner plates | 销轴直径 Pin diameter | | 销轴长度 Pin length | | 内链板高度 Inner plate depth | 链板厚度 Plate thickness | 极限拉伸载荷 Ultimate tensile strength | 平均拉伸载荷 Average tensile strength | 每米长重 Weight per meter | 型号 Type |
|------------------|-------------|-------------------------|------------------------------------|----------------------|--------------------|--------------------|--------------------|----------------------------|-------------------------|-------------------------------------|------------------------------------|--------------------------|------------|
| | | | | d ₂ max | d ₃ min | L max | L _c max | | | | | | |
| SFR Chain No. | P | d ₁ max | b ₁ min | d ₂ max | d ₃ min | L max | L _c max | h ₂ max | T max | Q min | Q ₀ | q | |
| | mm | mm | mm | mm | mm | mm | mm | mm | mm | kN/lbf | kN | kg/m | |
| HP50F2 | 50.000 | 31.00 | 15.00 | 13.20 | 10.20 | 36.50 | 38.00 | 25.00 | 4.00 | 40.00/9091 | 43.20 | 3.40 | B |
| HB50F4 | 50.000 | 30.00 | 10.00 | 16.00 | 8.00 | 26.60 | 30.00 | 25.40 | 3.00 | 60.00/13635 | 67.20 | 2.03 | B |
| HB50.8 | 50.800 | 30.00 | 10.50 | 11.40 | 8.20 | 27.40 | 28.60 | 26.00 | 3.10 | 50.00/11364 | 53.60 | 2.56 | B |
| HB63 | 63.000 | 30.00 | 10.00 | 11.40 | 8.10 | 26.70 | 28.10 | 26.50 | 3.10 | 50.00/11364 | 53.60 | 2.07 | B |
| HB63F1 | 63.000 | 40.00 | 10.00 | 11.40 | 8.10 | 26.70 | 28.10 | 26.50 | 3.10 | 50.00/11364 | 53.60 | 2.27 | B |
| HB63F2 | 63.000 | 40.00 | 20.00 | 11.40 | 8.10 | 36.70 | 38.10 | 26.50 | 3.10 | 50.00/11364 | 53.60 | 3.20 | B |
| HB63F3 | 63.000 | 40.00 | 15.00 | 11.40 | 8.20 | 35.60 | 37.00 | 26.50 | 4.00 | 35.00/7955 | 38.50 | 3.90 | B |
| HB63F4 | 63.000 | 30.00 | 20.00 | 11.40 | 8.10 | 36.70 | 38.10 | 26.50 | 3.10 | 50.00/11364 | 53.60 | 2.97 | B |
| HB63F6 | 63.000 | 30.00 | 10.00 | 11.70 | 8.20 | 26.70 | 28.10 | 26.50 | 3.10 | 50.00/11364 | 56.70 | 2.08 | B |
| HB63F7 | 63.000 | 40.00 | 18.00 | 14.00 | 10.20 | 38.00 | 39.50 | 28.00 | 4.00 | 50.00/11364 | 56.70 | 4.26 | B |
| HB63F8 | 63.000 | 30.00 | 20.00 | 11.70 | 8.10 | 36.50 | 38.00 | 26.50 | 3.10 | 50.00/11364 | 56.70 | 2.91 | B |
| HB63F14 | 63.000 | 30.00 | 10.00 | 11.40 | 8.10 | 30.20 | 31.60 | 26.50 | 4.00 | 50.00/11240 | 55.00 | 2.45 | B |
| HB80F3 | 80.000 | 45.00 | 20.00 | 24.00 | 18.00 | 39.00 | 40.60 | 40.00 | 3.50 | 75.00/16858 | 82.50 | 4.60 | B |
| HB100 | 100.000 | 30.00 | 10.50 | 11.40 | 8.20 | 27.40 | 28.60 | 26.00 | 3.10 | 50.00/11364 | 53.60 | 1.56 | B |
| HB38.1 | 38.100 | 20.00 | 8.00 | 8.00 | 5.30 | 19.60 | 20.70 | 17.30 | 2.03 | 28.00/5682 | 28.80 | 0.98 | B |
| HB38.1F1 | 38.100 | 20.00 | 18.00 | 10.50 | 5.10 | 39.00 | 40.30 | 22.00 | 4.00 | 60.00/13636 | 64.30 | 2.59 | B |
| HB60 | 60.000 | 30.00 | 10.00 | 11.50 | 8.20 | 26.50 | 28.40 | 25.00 | 3.00 | 50.00 | 53.50 | 1.82 | B |
| HB50 | 50.000 | 31.00 | 15.00 | 11.40 | 8.20 | 31.40 | 32.70 | 26.00 | 3.00 | 40.00 | 53.60 | 2.98 | B |

A型
Type A



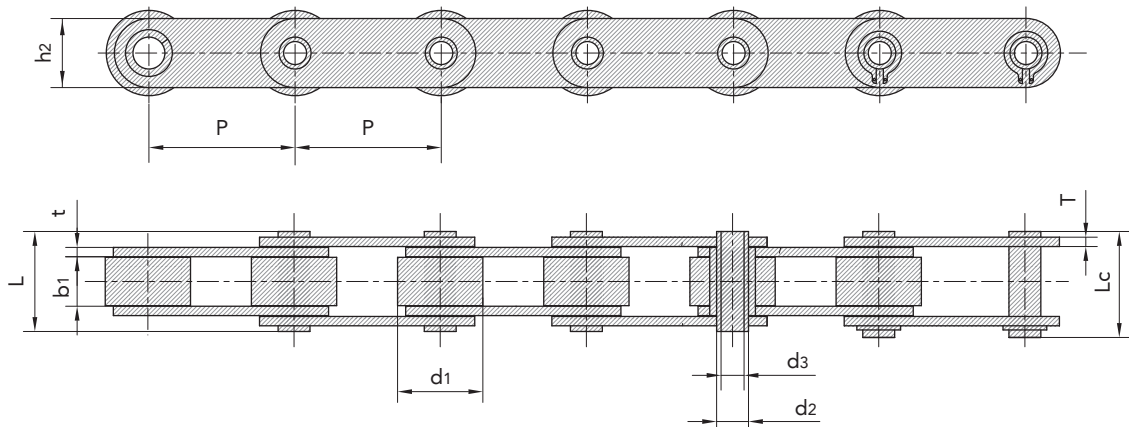
B型
Type B



空心销轴链 Hollow pin chain

空心销轴链 Hollow pin chain

| 链号 SFR | 节距 Pitch | 滚子直径 Roller diameter | 内节内宽 Width between inner plates | 销轴直径 Pin diameter | | 销轴长度 Pin length | | 内链板高度 Inner plate depth | 链板厚度 Plate thickness | 极限拉伸载荷 Ultimate tensile strength | 平均拉伸载荷 Average tensile strength | 每米长重 Weight per meter |
|---------------|-------------|-------------------------|------------------------------------|----------------------|--------|--------------------|--------|----------------------------|-------------------------|-------------------------------------|------------------------------------|--------------------------|
| | | | | d2 max | d3 min | L max | Lc max | | | | | |
| SFR Chain No. | P | d1 max | b1 min | d2 max | d3 min | L max | Lc max | h2 max | T max | Q min | Q0 | q |
| | mm | mm | mm | mm | mm | mm | mm | mm | mm | kN/lbf | kN | kg/m |
| C2042HP | 25.40 | 15.88 | 7.85 | 5.63 | 4.00 | 16.5 | 17.6 | 12.00 | 1.50 | 11.0/2500 | 12.6 | 0.78 |
| C2052HP | 31.75 | 19.05 | 9.53 | 7.22 | 5.12 | 20.5 | 21.8 | 15.00 | 2.03 | 20.4/4636 | 22.8 | 1.25 |
| C2062HP | 38.10 | 22.23 | 12.70 | 8.31 | 6.00 | 25.8 | 26.8 | 17.00 | 2.42 | 24.0/5455 | 27.1 | 1.72 |
| C2082HP | 50.80 | 28.58 | 15.75 | 11.40 | 8.05 | 32.4 | 33.8 | 24.00 | 3.25 | 50.0/11364 | 52.0 | 2.82 |
| C2042H-HP | 25.40 | 15.88 | 7.85 | 5.63 | 4.00 | 18.8 | 19.9 | 12.00 | 2.03 | 11.0/2500 | 13.2 | 0.95 |
| C2052HPPF1 | 31.75 | 19.05 | 9.40 | 7.03 | 5.12 | 20.0 | 21.5 | 15.30 | 1.85 | 15.0/3409 | 17.3 | 1.21 |
| C2052H-HP | 31.75 | 19.05 | 9.53 | 7.22 | 5.12 | 22.1 | 23.4 | 15.00 | 2.42 | 20.4/4545 | 23.5 | 1.44 |
| C2062H-HP | 38.10 | 22.23 | 12.70 | 8.31 | 6.00 | 29.2 | 30.2 | 17.00 | 3.25 | 24.0/5455 | 27.6 | 1.99 |
| C2082H-HP | 50.80 | 28.58 | 15.75 | 11.40 | 8.05 | 35.7 | 37.0 | 24.00 | 4.00 | 50.0/11364 | 56.5 | 3.34 |
| HP40 | 40.00 | 22.00 | 8.75 | 9.00 | 6.00 | 23.0 | 24.2 | 18.00 | 2.50 | 27.0/4545 | 28.0 | 1.49 |
| HP50 | 50.00 | 31.00 | 14.50 | 13.20 | 10.40 | 31.1 | 32.5 | 25.00 | 3.10 | 30.0/6818 | 34.2 | 3.29 |
| C1500C | 50.00 | 31.00 | 15.00 | 14.00 | 10.20 | 35.0 | 37.0 | 25.00 | 4.00 | 40.0/9091 | 48.0 | 3.98 |
| HB50.8F8 | 50.80 | 32.00 | 20.00 | 19.10 | 12.40 | 44.6 | 46.4 | 40.00 | 5.00/4.00 | 100.0/22727 | 108.0 | 6.75 |
| HP50.8 | 50.80 | 26.00 | 15.88 | 20.00 | 14.30 | 41.0 | 42.2 | 38.10 | 4.80 | 100.0/22727 | 108.0 | 5.32 |
| 63HPF1 | 63.00 | 40.00 | 15.00 | 16.00 | 12.10 | 35.0 | 36.2 | 28.50 | 4.00 | 50.0/11364 | 56.7 | 4.20 |
| C2069HP | 38.10 | 22.23 | 12.70 | 8.33 | 6.20 | 26.0 | 27.4 | 18.40 | 2.42 | 27.0 | 28.0 | 1.80 |
| C1400C | 50.00 | 31.00 | 15.00 | 14.00 | 10.20 | 31.0 | 33.0 | 25.00 | 3.00 | 35.0 | 48.0 | 3.00 |
| 2502 | 100.00 | 31.00 | 15.00 | 14.00 | 10.20 | 35.0 | 37.0 | 25.00 | 4.00 | 40.0 | 48.0 | 2.60 |
| 2501 | 75.00 | 31.00 | 15.00 | 14.00 | 10.20 | 35.0 | 37.0 | 25.00 | 4.00 | 40.0 | 48.0 | 3.10 |
| 2250 | 50.00 | 25.00 | 11.50 | 9.00 | 6.20 | 26.0 | 27.5 | 20.00 | 2.50 | 30.0 | 31.2 | 1.80 |
| HB50.8F3 | 50.8 | 30.00 | 16.00 | 14.00 | 9.00 | 36.4 | 37.5 | 25.5 | 3.1 | 42.0/9545 | 47.0 | 3.20 |
| C1701C | 75.0 | 40.00 | 22.00 | 18.00 | 12.20 | 43.6 | 45.2 | 35.0 | 4.0 | 60.0/13636 | 72.0 | 5.57 |
| HB76.2 | 76.2 | 31.75 | 15.50 | 12.70 | 9.50 | 35.5 | 37.0 | 26.0 | 4.0 | 42.0/9545 | 49.2 | 3.25 |
| HB80 | 80.0 | 50.00 | 20.00 | 24.00 | 18.50 | 44.5 | 46.1 | 40.0 | 5.0/4.0 | 79.0/17953 | 92.5 | 6.81 |
| HP100 | 100.0 | 45.00 | 22.00 | 16.00 | 12.00 | 46.0 | 47.5 | 35.0 | 5.0 | 75.0/17044 | 90.0 | 6.20 |
| HP76.2F3 | 76.2 | 47.60 | 20.00 | 16.88 | 9.50 | 45.5 | 47.0 | 40.0 | 5.0/4.0 | 60.0 | 72.0 | 7.52 |



传动链
Driving Chain

曳引链
Hoisting Chain

输送链
Conveyor Chain

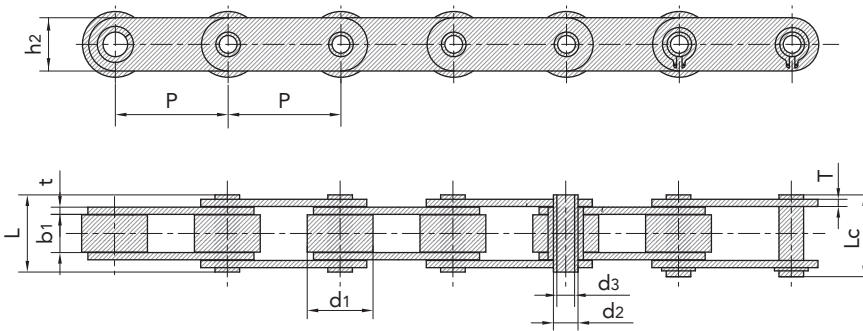
不锈钢链
Stainless Steel Chain

农机链
Agricultural Chain

空心销轴链 Hollow pin chain

空心销轴链 Hollow pin chain

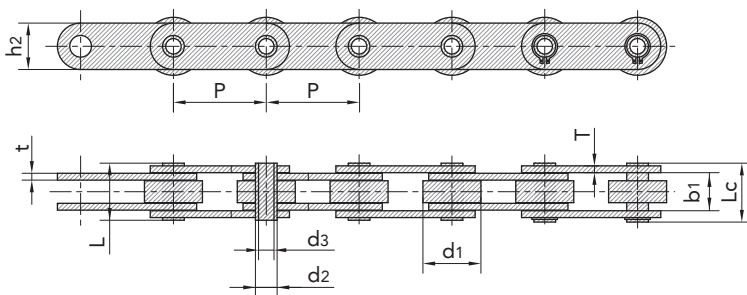
| 链号 SFR | 节距 Pitch | 滚子直径 Roller diameter | 内节内宽 Width between inner plates | 销轴直径 Pin diameter | | 销轴长度 Pin length | | 内链板高度 Inner plate depth | 链板厚度 Plate thickness | 极限拉伸载荷 Ultimate tensile strength | 平均拉伸载荷 Average tensile strength | 每米长重 Weight per meter |
|------------------|-------------|-------------------------|------------------------------------|----------------------|--------|--------------------|--------|----------------------------|-------------------------|-------------------------------------|------------------------------------|--------------------------|
| | | | | d2 max | d3 min | L max | Lc max | | | | | |
| SFR Chain No. | P | d1 max | b1 min | d2 max | d3 min | L max | Lc max | h2 max | T max | Q min | Q0 | q |
| | mm | mm | mm | mm | mm | mm | mm | mm | mm | kN/lbf | kN | kg/m |
| HB50.8F18 | 50.80 | 38.10 | 16.00 | 14.00 | 10.00 | 47.5 | 28.0 | 25.4 | 4.80/3.90 | 57.0/12812 | 62.70 | 5.30 |
| HB63F11 | 63.00 | 40.00 | 20.00 | 20.00 | 18.00 | 42.5 | 43.5 | 42.0 | 4.00 | 46.0/10454 | 50.60 | 5.83 |
| HB63F12 | 63.00 | 30.00 | 10.00 | 11.40 | 8.10 | 26.7 | 28.1 | 26.5 | 3.10 | 50.0/11364 | 56.50 | 2.39 |
| C2102HP | 63.50 | 39.67 | 18.90 | 13.60 | 9.50 | 40.3 | 42.0 | 30.0 | 4.00 | 60.0/13636 | 72.00 | 5.13 |
| HB100F7 | 100.00 | 30.00 | 15.00 | 16.00 | 12.30 | 36.5 | 37.8 | 35.0 | 4.00 | 75.0/17046 | 84.70 | 3.49 |
| HP101.6F1 | 101.60 | 47.60 | 19.00 | 19.00 | 13.20 | 46.2 | 48.0 | 40.0 | 5.0/4.0 | 53.0/12045 | 58.20 | 6.09 |
| HP101.6F2 | 101.60 | 66.70 | 25.40 | 26.90 | 20.10 | 59.2 | 60.7 | 51.0 | 7.1/5.1 | 150.0/34088 | 160.00 | 14.23 |
| HP152 | 152.40 | 66.70 | 25.40 | 26.90 | 19.56 | 57.2 | 59.5 | 50.8 | 7.1/5.1 | 94.0/21362 | 107.80 | 9.90 |
| HP152.4F4 | 152.40 | 64.00 | 25.40 | 29.00 | 21.00 | 59.5 | 60.1 | 50.0 | 8.00/5.00 | 71.3/16028 | 78.43 | 9.82 |
| HP101.6 | 101.60 | 45.00 | 26.00 | 18.00 | 12.20 | 52.0 | 53.8 | 35.0 | 5.00 | 75.0 | 90.00 | 6.22 |
| HP57.15 | 57.15 | 30.00 | 10.00 | 14.00 | 10.00 | 26.0 | 28.0 | 26.5 | 3.00 | 35.0 | 50.00 | 1.93 |
| HP31.75 | 31.75 | 19.05 | 9.60 | 10.40 | 7.30 | 22.2 | 24.3 | 17.5 | 2.50 | 30.0 | 31.00 | 1.41 |



空心销轴链 Hollow pin chain

空心销轴链 Hollow pin chain

| 链号 SFR | 节距 Pitch | 滚子直径 Roller diameter | 内节内宽 Width between inner plates | 销轴直径 Pin diameter | | 销轴长度 Pin length | | 内链板高度 Inner plate depth | 链板厚度 Plate thickness | 极限拉伸载荷 Ultimate tensile strength | 平均拉伸载荷 Average tensile strength | 每米长重 Weight per meter | 型号 Type |
|---------------|-------------|-------------------------|------------------------------------|----------------------|--------|--------------------|--------|----------------------------|-------------------------|-------------------------------------|------------------------------------|--------------------------|------------|
| | | | | d2 max | d3 min | L max | Lc max | | | | | | |
| SFR Chain No. | P | d1 max | b1 min | d2 max | d3 min | L max | Lc max | h2 max | T max | Q min | Q0 | q | |
| | mm | mm | mm | mm | mm | mm | mm | mm | mm | kN/lbf | kN | kg/m | |
| 08BHPF2 | 12.700 | 8.51 | 13.20 | 6.65 | 5.20 | 18.00 | 19.2 | 11.8 | 1.6/1.3 | 10.0/2273 | 11.4 | 0.50 | A |
| 08BHPF3 | 12.700 | 8.51 | 13.40 | 6.65 | 4.00 | 19.00 | 20.2 | 11.8 | 1.70 | 14.0/3182 | 16.8 | 0.69 | A |
| HB12.7 | 12.700 | 8.51 | 13.40 | 6.65 | 4.10 | 19.00 | 20.2 | 11.8 | 1.70 | 14.0/3182 | 16.8 | 0.69 | A |
| 08BHPF8 | 12.700 | 8.51 | 11.30 | 6.30 | 4.50 | 16.70 | 18.5 | 11.8 | 1.60 | 11.0/2500 | 12.1 | 0.80 | A |
| 40HPF1-D3 | 12.700 | 8.51 | 11.60 | 6.35 | 4.36 | 20.60 | 20.6 | 12.0 | 1.50 | 11.0/2500 | 12.1 | 0.77 | A |
| 41HP | 12.700 | 7.77 | 9.20 | 5.63 | 4.19 | 13.75 | 16.0 | 9.91 | 1.30 | 4.0/899 | 4.4 | 0.35 | A |
| 10BHPF1 | 15.875 | 10.16 | 13.41 | 7.03 | 5.00 | 19.20 | 20.2 | 14.0 | 1.85 | 17.0/3864 | 20.6 | 0.83 | A |
| 10BHPF2 | 15.875 | 10.16 | 10.40 | 7.03 | 5.00 | 17.00 | 18.0 | 14.0 | 1.85 | 15.0/3409 | 17.3 | 0.74 | A |
| 12BHPF1 | 19.050 | 12.07 | 16.00 | 8.03 | 5.40 | 22.70 | 23.9 | 15.8 | 1.85 | 25.0/5682 | 28.8 | 1.09 | A |
| 16BHPF1 | 25.400 | 15.88 | 25.58 | 11.50 | 8.10 | 36.50 | 37.6 | 21.0 | 4.15/3.1 | 45.0/10227 | 52.2 | 2.21 | A |
| 50HPF1 | 15.875 | 10.16 | 13.60 | 7.03 | 5.13 | 20.70 | 21.9 | 14.4 | 2.03 | 18.0/4091 | 21.6 | 0.92 | A |
| 60HPF2 | 19.050 | 11.91 | 11.23 | 5.63 | 4.05 | 16.50 | 17.6 | 10.4 | 1.50 | 10.0/2273 | 10.8 | 0.62 | A |
| C12BHPF9 | 19.050 | 12.07 | 15.80 | 8.03 | 5.00 | 22.40 | 23.9 | 16.1 | 1.85 | 25.0/5682 | 28.8 | 1.26 | B |
| 12BHPF9 | 19.050 | 12.07 | 15.80 | 8.03 | 5.00 | 22.40 | 23.9 | 16.1 | 1.85 | 25.0/5682 | 28.8 | 1.18 | A |
| 60HPF3 | 19.050 | 11.91 | 17.20 | 8.40 | 6.10 | 24.70 | 26.0 | 18.0 | 2.03 | 20.0/4546 | 24.0 | 1.54 | A |
| HP38.1F10 | 38.100 | 17.95 | 23.50 | 13.60 | 10.44 | 36.00 | 37.3 | 28.4 | 3.70 | 70.0/15736 | 77.0 | 2.66 | A |
| 63HP | 63.000 | 40.00 | 23.50 | 16.00 | 12.00 | 35.30 | 38.3 | 28.6 | 4.00 | 65.0/14773 | 71.5 | 4.14 | B |
| 63HPF2 | 63.000 | 40.00 | 25.80 | 14.00 | 8.08 | 39.10 | 41.1 | 20.0 | 5.00 | 50.0/11364 | 65.7 | 4.17 | B |
| 63HPF4 | 63.000 | 40.00 | 23.50 | 16.00 | 12.20 | 34.70 | 37.7 | 28.6 | 4.00 | 44.0/10000 | 57.2 | 4.13 | B |
| 63HPF6 | 63.000 | 40.00 | 28.94 | 16.00 | 10.30 | 41.80 | 43.4 | 28.6 | 4.00 | 44.0/10000 | 57.2 | 5.18 | B |
| 63HPF11 | 63.000 | 40.00 | 23.50 | 16.00 | 12.20 | 34.70 | 37.7 | 28.6 | 4.00 | 65.0/147333 | 71.5 | 4.25 | B |
| 63HPF12 | 63.000 | 40.00 | 23.50 | 16.00 | 12.20 | 34.70 | 37.7 | 28.0 | 4.00 | 44.0/10000 | 57.2 | 4.02 | B |
| C2122HPF1 | 76.200 | 47.60 | 29.00 | 17.81 | 12.70 | 43.30 | 44.7 | 38.1 | 4.80 | 53.3/12123 | 59.2 | 7.05 | B |
| C2062HPF1 | 38.100 | 22.23 | 19.50 | 10.00 | 6.50 | 29.00 | 31.0 | 18.0 | 3.25 | 24.0 | 32.0 | 2.00 | B |



传动链
Driving Chain

曳引链
Hoisting Chain

输送链
Conveyor Chain

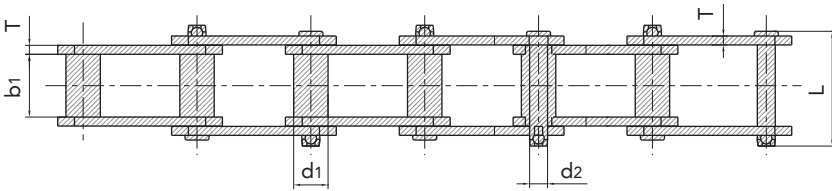
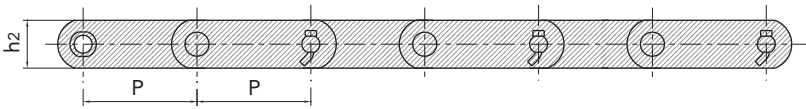
不锈钢链
Stainless Steel Chain

农机链
Agricultural Chain

工程用钢制套筒链 Engineering steel bush chain

工程用钢制套筒链 Engineering steel bush chain

| 链号 ANSI | 链号 SFR | 节距 Pitch | 套筒直径 Bush diameter | 内节内宽 Width between inner plates | 销轴直径 Pin diameter | 销轴长度 Pin length | 内链板高度 Innerplate depth | 链板厚度 Plate thickness | 极限拉伸载荷 Ultimate tensile strength | 平均拉伸载荷 Average tensile strength | 每米长重 Weight per meter |
|----------------|---------------|-------------|-----------------------|------------------------------------|----------------------|--------------------|---------------------------|-------------------------|-------------------------------------|------------------------------------|--------------------------|
| ANSI Chain No. | SFR Chain No. | P | d ₁ max | b ₁ min | d ₂ max | L max | h ₂ max | T max | Q min | Q0 | q |
| | | mm | mm | mm | mm | mm | mm | mm | kN/lbf | kN | kg/m |
| S102B | | 101.60 | 25.40 | 54.10 | 15.88 | 111.3 | 38.10 | 9.7 | 160.0/35993 | 176.0 | 10.40 |
| S110 | | 152.40 | 32.00 | 54.10 | 15.88 | 111.3 | 38.10 | 9.7 | 160.0/35993 | 176.0 | 9.80 |
| S111 | | 120.90 | 36.60 | 66.80 | 19.05 | 131.2 | 50.80 | 9.7 | 214.0/48141 | 235.4 | 15.90 |
| S131 | | 78.11 | 32.00 | 33.50 | 15.88 | 90.5 | 38.10 | 9.7 | 160.0/35993 | 176.0 | 11.60 |
| S150 | | 153.67 | 44.70 | 84.30 | 25.40 | 164.6 | 63.50 | 12.7 | 378.0/85034 | 416.0 | 25.70 |
| S188 | | 66.27 | 22.40 | 26.90 | 12.70 | 68.6 | 28.40 | 6.4 | 102.0/22946 | 112.2 | 5.60 |
| S856 | | 152.40 | 44.40 | 76.20 | 25.40 | 154.9 | 63.50 | 12.7 | 365.0/82110 | 401.5 | 25.00 |
| S857 | | 152.40 | 44.40 | 76.20 | 25.40 | 154.9 | 82.60 | 12.7 | 432.0/97182 | 475.2 | 32.00 |
| S859 | | 152.40 | 60.40 | 95.30 | 31.75 | 188.5 | 101.60 | 16.0 | 690.0/155221 | 759.0 | 55.90 |
| S864 | | 177.80 | 60.40 | 95.30 | 31.75 | 188.5 | 101.60 | 16.0 | 690.0/155221 | 759.0 | 51.80 |
| | S102.5 | 102.36 | 34.93 | 57.15 | 19.05 | 115.0 | 44.45 | 9.5 | 214.0/48141 | 235.4 | 14.09 |



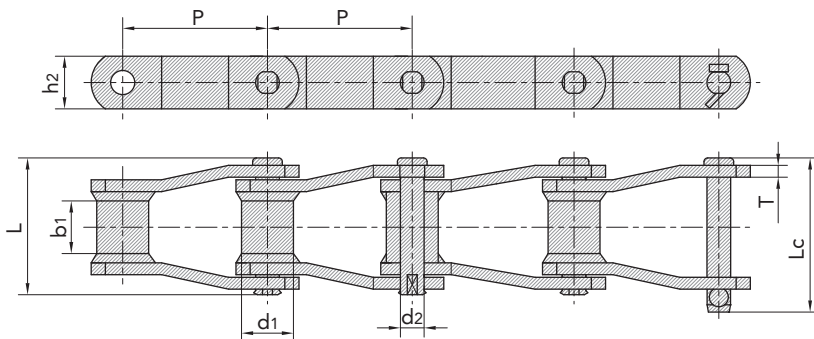
焊接弯板链 Welded type cranked link chain

焊接弯板链 Welded type cranked link chain

| 链号 SFR | 节距 Pitch | 套筒直径 Bush diameter | 内节内宽 Width between inner plates | 销轴直径 Pin diameter | 销轴长度 Pin length | | 链板高度 Plate depth | 链板厚度 Plate thickness | 极限拉伸载荷 Ultimate tensile strength | 平均拉伸载荷 Average tensile strength | 每米长重 Weight per meter |
|------------------|-------------|-----------------------|------------------------------------|----------------------|--------------------|--------|---------------------|-------------------------|-------------------------------------|------------------------------------|--------------------------|
| | | | | | L max | Lc max | | | | | |
| SFR Chain No. | P | d1 max | b1 min | d2 max | L max | Lc max | h2 max | T max | Q min | Q0 | q |
| | mm | mm | mm | mm | mm | mm | mm | mm | kN/lbf | kN | kg/m |
| WR78 WH78 | 66.27 | 22.90 | 28.40 | 12.78 | 73.00 | 79.3 | 28.4 | 6.4 | 93.4/21227 | 102.70 | 6.20 |
| WR82 WH82 | 78.10 | 31.50 | 31.80 | 14.35 | 80.00 | 86.0 | 31.8 | 6.4 | 100.1/22750 | 110.10 | 7.98 |
| WR106 WH106 | 152.40 | 37.10 | 41.20 | 19.13 | 103.00 | 111.0 | 38.1 | 9.7 | 169.0/38409 | 185.90 | 10.56 |
| WR110 WH110 | 152.40 | 32.00 | 46.70 | 19.13 | 107.70 | 115.5 | 38.1 | 9.7 | 169.0/38409 | 185.90 | 10.40 |
| WR111 WH111 | 120.90 | 37.10 | 57.20 | 19.13 | 116.80 | 124.5 | 38.1 | 9.7 | 169.0/38409 | 185.90 | 12.72 |
| WR124 WH124 | 101.60 | 37.10 | 41.20 | 19.13 | 103.00 | 110.0 | 38.1 | 9.7 | 169.0/38409 | 185.90 | 12.38 |
| WR124H WH124H | 103.20 | 41.70 | 41.20 | 22.30 | 131.60 | 133.0 | 50.8 | 12.7 | 275.8/62682 | 303.30 | 19.68 |
| WR132 WH132 | 153.67 | 44.70 | 76.20 | 25.48 | 151.00 | 162.2 | 50.8 | 12.7 | 275.8/62682 | 303.30 | 20.00 |
| WR150 WH150 | 153.67 | 44.45 | 73.00 | 25.40 | 151.00 | 162.2 | 63.5 | 12.7 | 620.0/140907 | 682.00 | 20.50 |
| WR155 WH155 | 153.67 | 44.45 | 73.00 | 28.57 | 164.00 | 176.0 | 63.5 | 12.7 | 820.0/186361 | 902.00 | 20.70 |
| WR157 WH157 | 153.67 | 44.45 | 76.20 | 28.57 | 164.00 | 176.0 | 63.5 | 15.9 | 820.0/186361 | 902.00 | 20.80 |

注：WR 仅销轴和套筒热处理
WH 所有零件热处理

Note: WR - Welded steel chain - only pins & bushes heat treated
WH - Welded steel chain - all heat treated



传动链
Driving Chain

曳引链
Hoisting Chain

输送链
Conveyor Chain

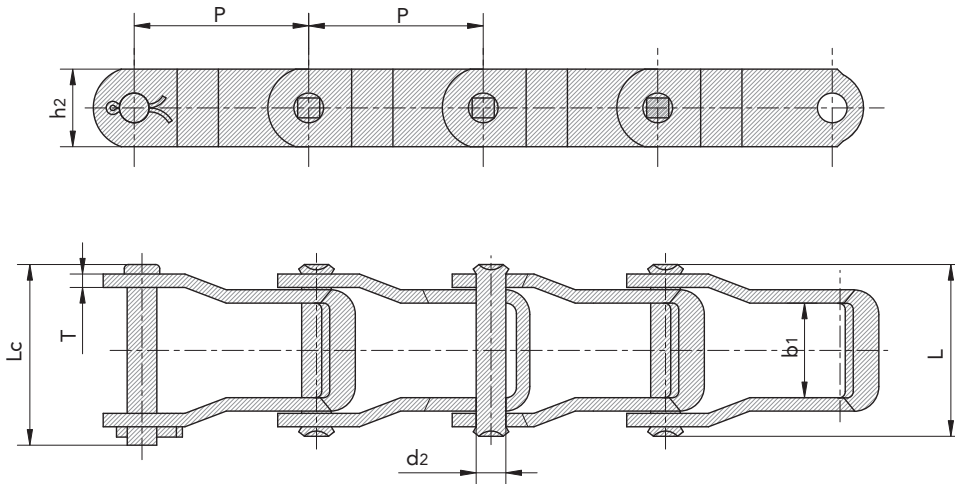
不锈钢链
Stainless Steel Chain

农机链
Agricultural Chain

钢制销合链 Steel pintle chain

钢制销合链 Steel pintle chain

| 链号 SFR | 节距 Pitch | 内节内宽 Width between inner plates | 销轴直径 Pin diameter | 销轴长度 Pin length | | 链板高度 Plate depth | 链板厚度 Plate thickness | 极限拉伸载荷 Ultimate tensile strength | 平均拉伸载荷 Average tensile strength | 每米长重 Weight per meter |
|------------------|-------------|--|-------------------------|-----------------------|-----------|------------------------|----------------------------|---|--|--------------------------------|
| | | | | L max | Lc max | | | | | |
| SFR Chain No. | P | b1 min | d2 max | L max | Lc max | h2 max | T max | Q min | Qo | q |
| | mm | mm | mm | mm | mm | mm | mm | kN/lbf | kN | kg/m |
| 662 | 42.27 | 22.9 | 7.19 | 41.2 | 44.2 | 18.8 | 3.2 | 37.80/8591 | 41.5 | 1.63 |
| 667H | 58.75 | 25.4 | 7.94 | 43.7 | 46.7 | 22.2 | 3.2 | 42.30/9614 | 46.5 | 1.87 |
| 667X | 57.15 | 26.6 | 11.10 | 50.2 | 55.0 | 23.8 | 4.3 | 66.70/15159 | 73.3 | 2.98 |
| 667XH | 57.15 | 27.4 | 11.91 | 58.0 | 62.0 | 27.3 | 5.7 | 124.50/28295 | 136.9 | 4.34 |
| 667K | 57.15 | 27.4 | 11.10 | 55.5 | 60.0 | 27.3 | 5.1 | 89.00/20227 | 97.9 | 3.91 |
| 667J | 57.15 | 26.6 | 9.53 | 50.2 | 55.0 | 27.3 | 4.3 | 62.28/14155 | 68.5 | 2.81 |
| 88K | 66.27 | 27.4 | 11.10 | 55.5 | 60.0 | 27.3 | 5.1 | 89.00/20227 | 97.9 | 3.73 |
| 88C | 66.27 | 31.4 | 12.70 | 64.6 | 69.0 | 28.9 | 6.4 | 133.36/30309 | 146.6 | 5.17 |



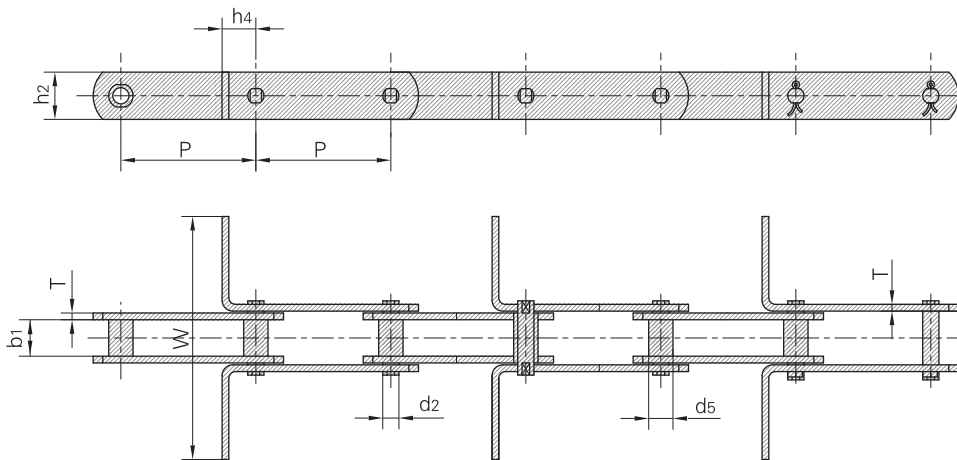
刮板输送链 Scraper conveyor chain

刮板输送链 Scraper conveyor chain

| 链号 SFR | 节距 Pitch | | | 内节内宽 Width between inner plates | 销轴直径 Pin diameter | 套筒直径 Bush diameter | h_4 | 链板高度 Plate depth | 链板厚度 Plate thickness | W | 破断载荷 Breaking load |
|------------------|-------------|-----|-----|--|-------------------------|--------------------------|-------|------------------------|----------------------------|----|--------------------------|
| SFR Chain No. | P | | | b_1 min | d_2 max | d_5 max | | h_2 max | T max | | Q min |
| | mm | | | mm | mm | mm | mm | mm | mm | mm | mm |
| MR56 | 100 | 125 | - | 24.0 | 10.0 | 15.0 | 20.0 | 30.0 | 4.0 | • | 56.0/12727 |
| MR80 | 100 | 125 | 160 | 28.0 | 12.0 | 18.0 | 25.0 | 35.0 | 5.0 | • | 80.0/18182 |
| MR112 | 100 | 125 | 160 | 32.0 | 15.0 | 21.0 | 35.0 | 40.0 | 6.0 | • | 112.0/25454 |
| MR160 | 100 | 125 | 160 | 37.0 | 18.0 | 25.0 | 40.0 | 50.0 | 7.0 | • | 160.0/36364 |
| MR224 | 125 | 160 | 200 | 43.0 | 21.0 | 30.0 | 44.0 | 60.0 | 8.0 | • | 224.0/50909 |
| MR315 | 160 | 200 | 250 | 48.0 | 25.0 | 36.0 | 50.0 | 70.0 | 10.0 | • | 315.0/71591 |
| FVR40 | 80 | 100 | 125 | 18.0 | 10.0 | 15.0 | 20.0 | 25.0 | 3.0 | • | 42.0/9545 |
| FVR63 | 100 | 125 | 160 | 22.0 | 12.0 | 18.0 | 25.0 | 30.0 | 4.0 | • | 64.0/14545 |
| FVR90 | 100 | 125 | 160 | 25.0 | 14.0 | 20.0 | 30.0 | 35.0 | 5.0 | • | 100.0/22727 |
| FVR112 | 100 | 125 | 160 | 30.0 | 16.0 | 22.0 | 35.0 | 40.0 | 6.0 | • | 120.0/27272 |
| FVR140 | 125 | 160 | 200 | 35.0 | 18.0 | 26.0 | 38.0 | 45.0 | 6.0 | • | 145.0/32954 |
| FVR180 | 125 | 160 | 200 | 45.0 | 20.0 | 30.0 | 44.0 | 50.0 | 8.0 | • | 190.0/43181 |
| FVR250 | 160 | 200 | 250 | 55.0 | 26.0 | 36.0 | 50.0 | 60.0 | 8.0 | • | 275.0/62499 |

表示自由尺寸(根据客户要求定)

Dimensions are specified by the customer



传动链
Driving Chain

曳引链
Hoisting Chain

输送链
Conveyor Chain

不锈钢链
Stainless Steel Chain

农机链
Agricultural Chain

刮板输送链 Scraper conveyor chain

刮板输送链 Scraper conveyor chain

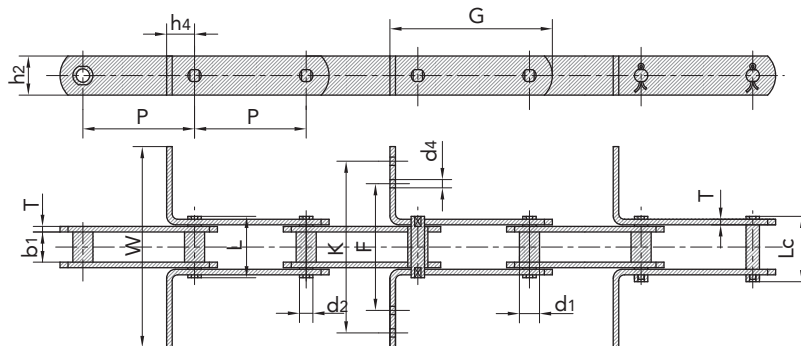
| 链号 SFR | 节距 Pitch | 套筒直径 Bush diameter | 内节内宽 Width between inner plates | 销轴直径 Pin diameter | 销轴长度 Pin length | | 极限拉伸载荷 Ultimate tensile strength | 平均拉伸载荷 Average tensile strength | 每米长重 Weight per meter |
|------------------|-------------|-----------------------|------------------------------------|----------------------|--------------------|--------|-------------------------------------|------------------------------------|--------------------------|
| SFR Chain No. | P | d1 max | b1 min | d2 max | L max | Lc max | Q min | Qo | q |
| | mm | mm | mm | mm | mm | mm | kN/lbf | kN | kg/m |
| MR112F7-S-100 | 100.0 | 30.0* | 32.00 | 15.00 | 64.5 | 69.0 | 112.0/36000 | 123.2 | 8.95 |
| MR160F4-S-160 | 160.0 | 36.0* | 37.00 | 18.00 | 85.0 | - | 160.0/36000 | 176.0 | 11.39 |
| MR224F1-S-125 | 125.0 | 42.0* | 43.00 | 21.00 | 85.0 | 91.0 | 224.0/50357 | 246.4 | 17.92 |
| M80-P100F1 | 100.0 | 18.0 | 28.00 | 12.00 | 55.0 | 58.5 | 80.0/18162 | 88.0 | 5.19 |
| M180-P-100 | 100.0 | 26.0 | 28.85 | 18.00 | 62.5 | - | 180.0/40909 | 198.0 | 10.25 |
| M310-P-125 | 125.0 | 40.0* | 52.00 | 20.00 | 103.4 | 109.4 | 303.8/69045 | 334.0 | 19.88 |
| FVR40F4-B-100 | 100.0 | 15.0 | 18.00 | 10.00 | 40.0 | 43.5 | 40.0/8992 | 44.0 | 2.88 |
| FVR90F1-B-125 | 125.0 | 20.0 | 25.00 | 14.00 | 52.0 | 56.4 | 150.0/33743 | 165.0 | 6.16 |
| FVR180F2-B-160 | 160.0 | 30.0 | 49.00 | 20.00 | 91.0 | 97.0 | 250.0/56203 | 275.0 | 15.53 |
| P110F2 | 110.0 | 23.92 | 32.00 | 15.85 | - | 77.0 | 120.0 | 132.0 | 7.30 |
| P160F2 | 160.0 | 37.70 | 66.00 | 26.00 | 125.0 | 125.0 | 224.0/50357 | 245.0 | 20.70 |

*表示滚子外径

*Indicates the external diameter of roller

刮板输送链 Scraper conveyor chain

| 链号 SFR | G | F | W | K | h4 | h2 | d4 | T |
|------------------|-------|-------|-------|-------|------|------|------|------|
| SFR Chain No. | mm | mm | mm | mm | mm | mm | mm | mm |
| MR112F7-S-100 | 160.0 | 120.0 | 235.0 | 205.0 | 35.0 | 40.0 | 12.0 | 6.0 |
| MR160F4-S-160 | 248.5 | 140.0 | 300.0 | 250.0 | 63.5 | 50.0 | 18.0 | 7.0 |
| MR224F1-S-125 | 203.0 | - | 235.0 | - | 44.0 | 60.0 | - | 8.0 |
| M80-P100F1 | 145.5 | - | 180.0 | - | 25.0 | 35.0 | - | 5.0 |
| M180-P-100 | 163.0 | - | 185.0 | - | 35.0 | 50.0 | - | 6.0 |
| M310-P-125 | 195.0 | - | 270.0 | - | 35.0 | 55.0 | - | 10.0 |
| FVR40F4-B-100 | 134.5 | - | 200.0 | - | 20.0 | 25.0 | - | 4.0 |
| FVR90F1-B-125 | 175.0 | 90.0 | 290.0 | 270.0 | 30.0 | 40.0 | 9.0 | 5.0 |
| FVR180F2-B-160 | 230.0 | 248.0 | 368.0 | 308.0 | 35.0 | 60.0 | 8.0 | 8.0 |
| P110F2 | 172.0 | - | 235.0 | 191.0 | 40.0 | 35.0 | 8.6 | 6.0 |
| P160F2 | - | - | 373.0 | 343.8 | 41.5 | 60.0 | 9.2 | 8.0 |



摊铺机用输送链 Conveyor chain for crawler asphalt paver

摊铺机用输送链 Conveyor chain for crawler asphalt paver

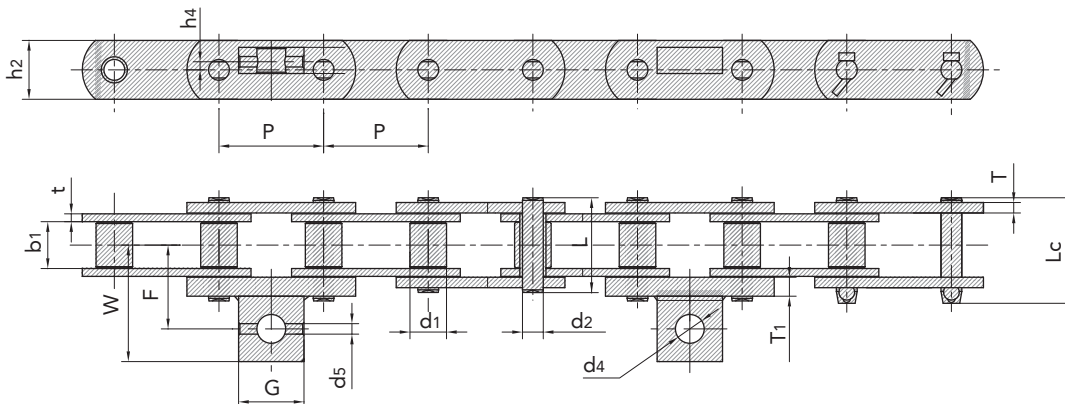
| 链号 SFR | 节距 Pitch | 滚子直径 Roller diameter | 内节内宽 Width between inner plates | 销轴直径 Pin diameter | 销轴长度 Pin length | | 链板高度 Plate depth | 链板厚度 Plate thickness | 极限拉伸载荷 Ultimate tensile strength | 每米长重 Weight per meter |
|---------------|-------------|-------------------------|------------------------------------|----------------------|--------------------|--------|---------------------|-------------------------|-------------------------------------|--------------------------|
| SFR Chain No. | P | d1 max | b1 min | d2 max | L max | Lc max | h2 max | t/T max | Q min | q |
| | mm | mm | mm | mm | mm | mm | mm | mm | kN/lbf | kg/m |
| P80F7 | 80.0 | 35.76 | 35.3 | 18.00 | 72.0 | 76.7 | 46.00 | 7.0/6.2 | 95.0/21370 | 11.91 |
| P80F8 | 80.0 | 27.94 | 33.8 | 15.90 | 68.4 | 76.0 | 44.45 | 6.0/8.0 | 190.0/42741 | 10.80 |
| P80F17 | 80.0 | 36.00 | 35.3 | 18.00 | 81.0 | 81.5 | 45.00 | 6.0/5.0 | 195.0/43866 | 12.90 |
| P80F19 | 80.0 | 27.94 | 33.8 | 15.90 | 68.4 | 75.8 | 45.00 | 6.0/8.0 | 190.0/42741 | 11.20 |
| P80F21 | 80.0 | 27.94 | 34.0 | 15.90 | 78.4 | - | 45.00 | 6.0/8.0 | 190.0/42741 | 10.70 |
| *P80F27 | 80.0 | 26.00 | 35.3 | 18.00 | 72.0 | 76.7 | 46.00 | 7.0/6.2 | 195.0/43866 | 9.55 |
| P80F29 | 80.0 | 27.94 | 33.8 | 15.90 | 70.4 | 74.0 | 45.00 | 6.0/8.0 | 190.0/42741 | 10.80 |
| P80F45 | 80.0 | 32.00 | 35.0 | 15.90 | 70.6 | 78.0 | 45.00 | 6.0/8.0 | 190.0/42741 | 10.94 |
| *P80F51A1 | 80.0 | 26.00 | 35.0 | 15.90 | 69.5 | 77.0 | 45.00 | 6.0/8.0 | 175.0/39340 | 10.42 |

*套筒链：表中滚子直径d1为套筒直径

*Bush chain: d1 in the table indicates the external diameter of the bush

摊铺机用输送链 Conveyor chain for crawler asphalt paver

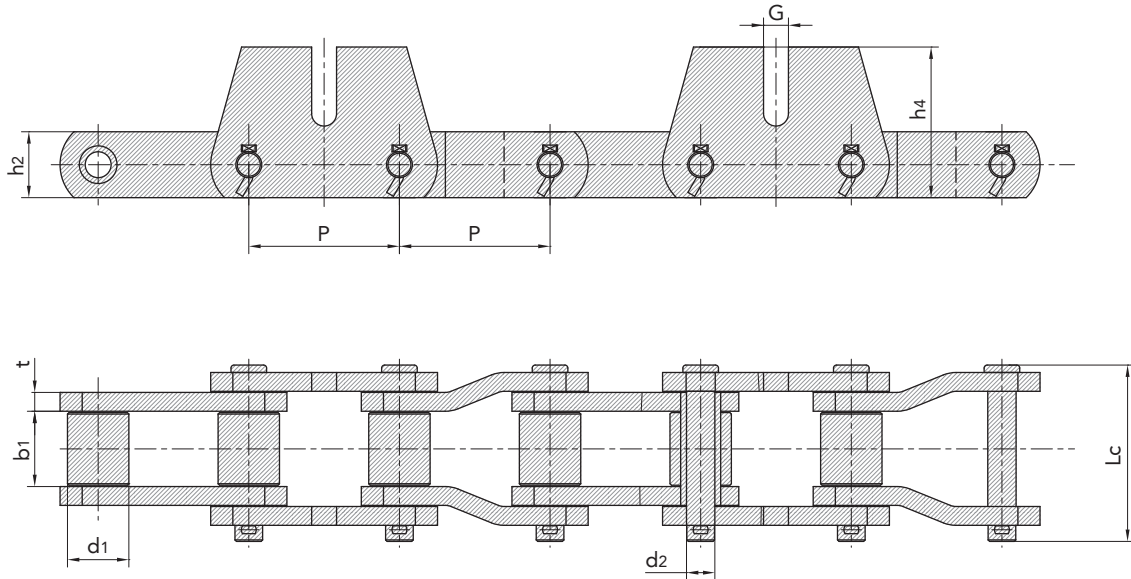
| 链号 SFR | F | W | G | h4 | d4 | d5 | T1 |
|---------------|------|------|------|-----|------|------|------|
| SFR Chain No. | mm | mm | mm | mm | mm | mm | mm |
| P80F7 | 56.4 | 81.4 | 50.5 | 5.0 | 21.0 | 8.2 | 6.2 |
| P80F8 | 63.0 | 88.0 | 50.0 | 8.0 | 22.0 | 10.2 | 14.2 |
| P80F17 | 66.3 | 91.3 | 50.0 | - | 24.0 | - | 15.0 |
| P80F19 | 56.5 | 81.5 | 50.0 | 6.2 | 22.0 | 8.0 | 8.0 |
| P80F21 | 57.0 | 82.0 | 50.0 | - | 21.5 | - | 8.0 |
| *P80F27 | 56.2 | 81.5 | 50.5 | - | 21.0 | - | 6.2 |
| P80F29 | 56.5 | 81.5 | 50.0 | 6.2 | 22.0 | 10.0 | 8.0 |
| P80F45 | 57.5 | 80.0 | 50.0 | - | 25.0 | - | 8.0 |
| *P80F51A1 | 57.0 | 82.0 | 50.0 | - | 20.5 | - | 8.0 |



筑路机械链 Conveyor chain for road construction machinery

筑路机械链 Conveyor chain for road construction machinery

| 链号 SFR | 节距 Pitch | 滚子直径 Roller diameter | 内节内宽 Width between inner plates | 销轴直径 Pin diameter | 销轴长度 Pin length | 内链板高度 Inner plate depth | 链板厚度 Plate thickness | 附板尺寸 Attachment dimension | | 抗拉强度 Tensile strength |
|---------------|-------------|-------------------------|------------------------------------|----------------------|--------------------|----------------------------|-------------------------|------------------------------|-------|--------------------------|
| SFR Chain No. | P | d1 max | b1 min | d2 max | Lc max | h2 max | t | h4 | g | Q min |
| | mm | mm | mm | mm | mm | mm | mm | mm | mm | kN |
| P15517 | 78.10 | 31.75 | 37.80 | 15.88 | 93.40 | 38.10 | 9.50 | 82.60 | 12.50 | 266.70 |
| P15582 | 101.60 | 38.10 | 50.40 | 17.50 | 121.00 | 44.50 | 12.70 | 101.60 | 16.50 | 355.60 |
| C9856M2 | 152.40 | 69.85 | 76.20 | 25.40 | 152.00 | 63.50 | 12.70 | 152.35 | 20.60 | 622.30 |
| C9856M1 | 152.40 | 69.85 | 76.20 | 25.40 | 152.00 | 63.50 | 12.70 | 126.95 | 20.60 | 622.30 |



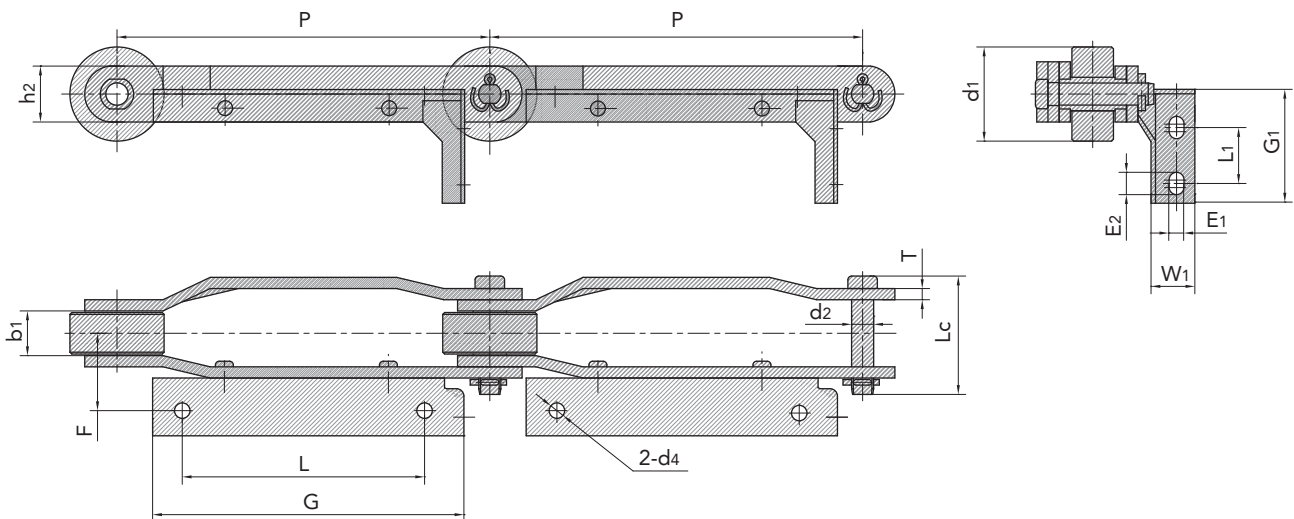
烟草机械输送链 Tobacco conveyor chain

烟草机械输送链 Tobacco conveyor chain

| 链号 SFR | 节距 Pitch | 滚子直径 Roller diameter | 内节内宽 Width between inner plates | 销轴直径 Pin diameter | 销轴长度 Pin length | 链板高度 Plate depth | 链板厚度 Plate thickness | 抗拉强度 Tensile strength | 平均抗拉强度 Average tensile strength | 每米长重 Weight per meter |
|---------------|-------------|-------------------------|------------------------------------|----------------------|--------------------|---------------------|-------------------------|--------------------------|------------------------------------|--------------------------|
| SFR Chain No. | P | d1 max | b1 min | d2 max | Lc max | h2 max | t | Q min | Q ₀ | q |
| | mm | mm | mm | mm | mm | mm | mm | kN/lbf | kN | kg/m |
| P200A2 | 200.0 | 50.0 | 23.0 | 11.9 | 62.0 | 32.0 | 6.3 | 100/22480 | 110.0 | 6.4 |

烟草机械输送链 Tobacco conveyor chain

| 链号 SFR | G | L | F | G1 | L1 | W1 | E1 | E2 | d4 |
|---------------|-------|-------|------|------|------|------|-----|------|-----|
| SFR Chain No. | mm | mm | mm | mm | mm | mm | mm | mm | mm |
| P200A2 | 167.0 | 130.0 | 41.2 | 60.0 | 30.0 | 23.0 | 8.0 | 12.0 | 8.0 |



传动链
Driving Chain

曳引链
Hoisting Chain

输送链
Conveyor Chain

不锈钢链
Stainless Steel Chain

农机链
Agricultural Chain

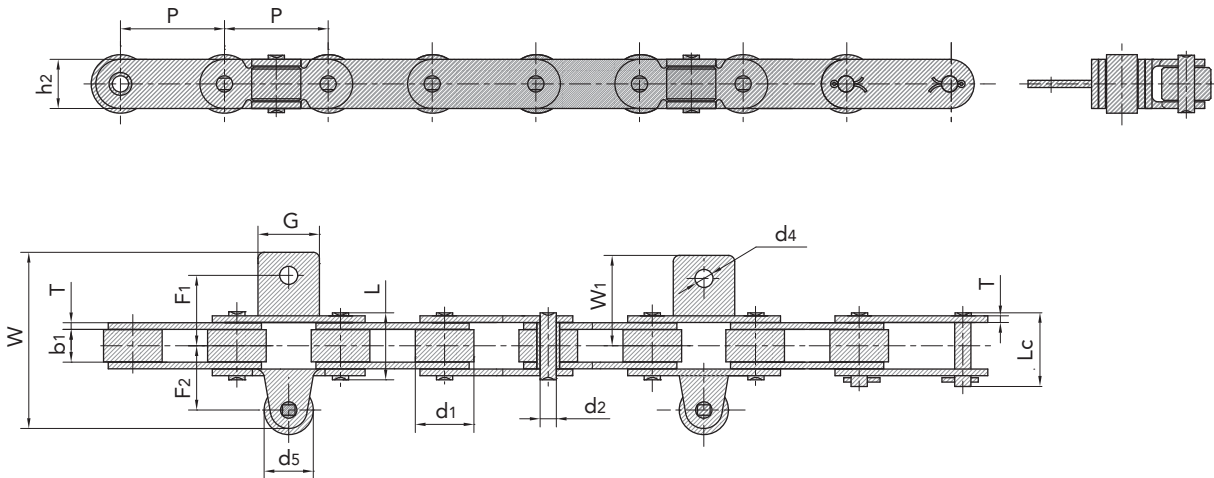
烟草机械输送链 Tobacco conveyor chain

烟草机械输送链 Tobacco conveyor chain

| 链号 SFR | 节距 Pitch | 滚子直径 Roller diameter | 内节内宽 Width between inner plates | 销轴直径 Pin diameter | 销轴长度 Pin length | | 链板高度 Plate depth | 链板厚度 Plate thickness | 抗拉强度 Tensile strength | 平均抗拉强度 Average tensile strength | 每米长重 Weight per meter |
|---------------|-------------|-------------------------|------------------------------------|----------------------|--------------------|--------|---------------------|-------------------------|--------------------------|------------------------------------|--------------------------|
| SFR Chain No. | P | d1 max | b1 min | d2 max | L max | Lc max | h2 max | t | Q min | Q0 | q |
| | mm | mm | mm | mm | mm | mm | mm | mm | kN/lbf | kN | kg/m |
| C2082F35 | 50.8 | 28.58 | 15.75 | 7.92 | 32.7 | 36.5 | 24.0 | 3.25 | 55.6/12500 | 60.0 | 3.37 |

烟草机械输送链 Tobacco conveyor chain

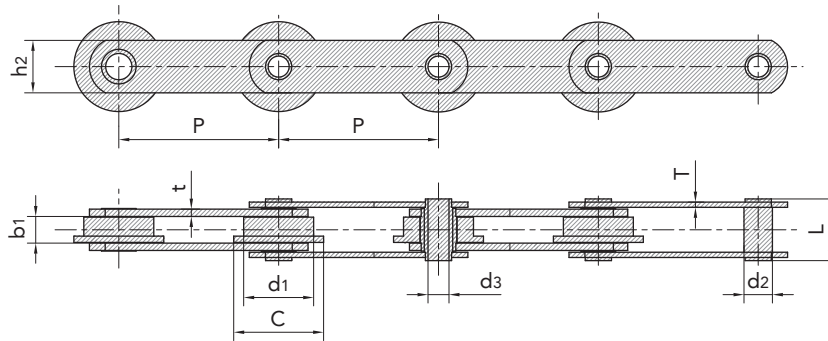
| 链号 SFR | G | F1 | F2 | W1 | W | d4 | d5 |
|---------------|------|------|------|------|------|-----|------|
| SFR Chain No. | mm | mm | mm | mm | mm | mm | mm |
| C2082F35 | 30.0 | 33.0 | 32.0 | 45.7 | 86.7 | 8.8 | 24.0 |



污水处理链 Sewage disposal chain

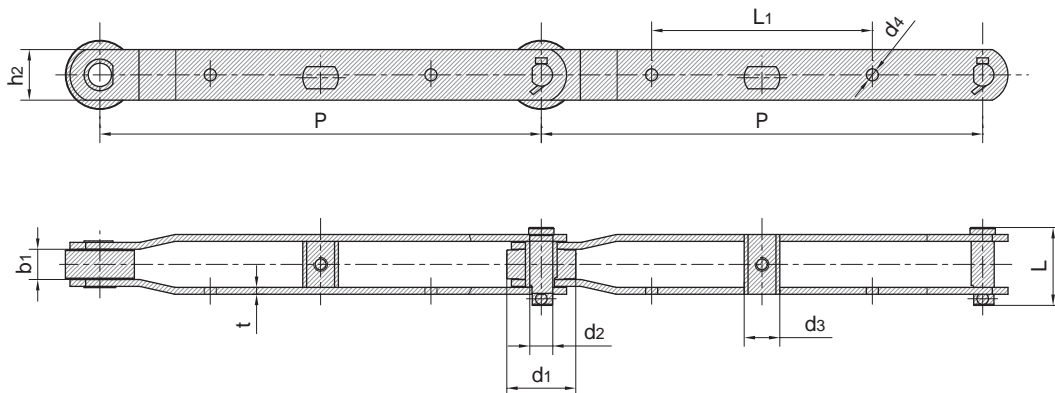
污水处理链 Sewage disposal chain

| 链号 SFR | 节距 Pitch | 滚子直径 Roller diameter | | 内节内宽 Width between inner plates | 销轴直径 Pin diameter | | | 销轴长度 Pin length | 链板高度 Plate depth | 链板厚度 Plate thickness | | 抗拉强度 Tensile strength | 平均抗拉强度 Average tensile strength | 每米长重 Weight per meter |
|---------------|-------------|-------------------------|-------|------------------------------------|----------------------|--------|-------|--------------------|---------------------|-------------------------|-------------|--------------------------|------------------------------------|--------------------------|
| SFR Chain No. | P | d1 max | C max | b1 min | d2 max | d3 min | L max | h2 max | T max | t max | Q min | Q0 | q | |
| | mm | mm | mm | mm | mm | mm | mm | mm | mm | mm | kN/lbf | kN | kg/m | |
| P152 | 152.4 | 66.7 | 85.7 | 25.4 | 27.1 | 20.0 | 58.8 | 50.0 | 5.0 | 7.0 | 110.0/25000 | 122.1 | 10.78 | |



污水处理链 Sewage disposal chain

| 链号 SFR | 节距 Pitch | 滚子直径 Roller diameter | 内节内宽 Width between inner plates | 销轴尺寸 Pin dimension | | | 链板尺寸 Plate dimension | | | | 抗拉强度 Tensile strength | 每米长重 Weight per meter |
|---------------|-------------|-------------------------|------------------------------------|-----------------------|--------|--------|-------------------------|-----|-------|-------|--------------------------|--------------------------|
| SFR Chain No. | P | d1 max | b1 min | d2 max | d3 min | L max | h2 | t | L1 | d4 | Q min | q |
| | mm | mm | mm | mm | mm | mm | mm | mm | mm | mm | kN/lbf | kg/m |
| P609.6 | 609.6 | 95.25 | 41.65 | 31.75 | 49.20 | 107.80 | 69.85 | 9.5 | 304.8 | 16.66 | 230.0/51704 | 10.78 |



传动链
Driving Chain

曳引链
Hoisting Chain

输送链
Conveyor Chain

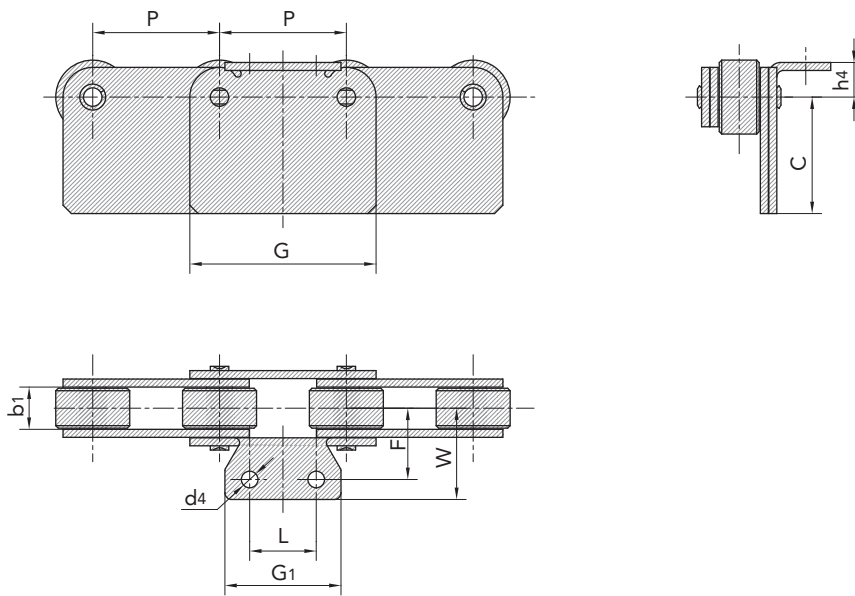
不锈钢链
Stainless Steel Chain

农机链
Agricultural Chain

网带炉提升机链 Mesh belt furnace hoisting chain

网带炉提升机链 Mesh belt furnace hoisting chain

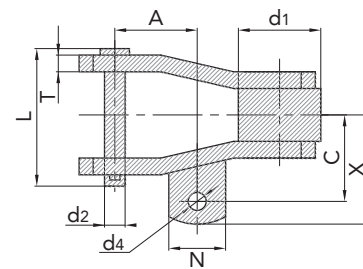
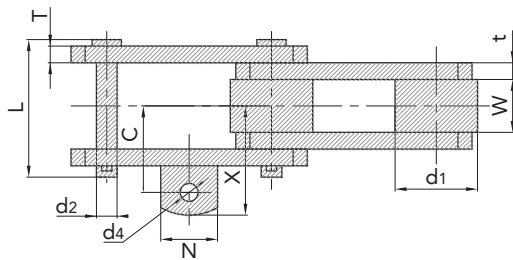
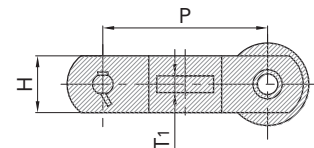
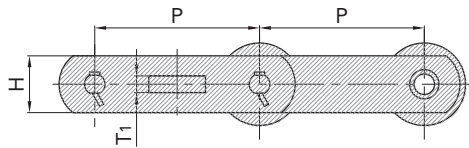
| 链号 SFR | P | b1 | L | G1 | G | h4 | d4 | C | F | W |
|------------------|------|------|------|------|-------|------|------|------|------|------|
| SFR Chain No. | mm | mm | mm | mm | mm | mm | mm | mm | mm | mm |
| WD76.2 | 76.2 | 22.4 | 30.0 | 56.0 | 106.6 | 15.2 | 11.2 | 84.8 | 37.5 | 48.7 |



糖机链 Sugar mill chain

糖机链 Sugar mill chain

| 链号 SFR | 节距 Pitch | 内节内宽 Inner Width of inner Link | 滚子直径 Diameter of diameter | 销轴长度 Data of Ear-Shaped Attachment | | | | | | 平均拉伸载荷 Data of Pin | | | 每米长重 Tensile Strength | |
|------------------|-------------|---|------------------------------------|---------------------------------------|-------|-------|-------|-------|-------|-----------------------|-------|-------|-----------------------------|----------|
| | | | | A | C | X | N | d4 | T | d2 | L1 | L4 | | Q min |
| SFR Chain No. | P | b ₁ | d ₂ max | mm | mm | mm | mm | mm | mm | mm | mm | mm | mm | kN/lbf |
| SMKW0909 | 93.70 | 27.60 | 44.50 | 46.80 | 44.00 | 59.00 | 31.80 | 16.30 | 13.50 | 15.90 | 33.00 | 40.00 | 95.00 | |
| SMKW1010 | 101.60 | 32.60 | 50.80 | 50.80 | 50.80 | 64.80 | 35.00 | 11.10 | 10.30 | 12.70 | 37.50 | 42.50 | 100.00 | |
| SMKW1510 | 101.60 | 32.60 | 50.80 | 50.80 | 54.00 | 75.00 | 42.00 | 16.30 | 12.70 | 17.50 | 39.00 | 45.00 | 155.00 | |
| SMKW1810 | 101.60 | 29.40 | 50.80 | 50.80 | 58.70 | 76.00 | 32.00 | 16.30 | 12.70 | 17.50 | 37.50 | 43.50 | 180.00 | |
| SMKW09102 | 102.60 | 37.50 | 50.80 | 50.80 | 60.30 | 80.30 | 49.50 | 16.30 | 13.50 | 17.50 | 38.00 | 45.00 | 95.00 | |
| SMKW15152 | 102.60 | 37.60 | 63.50 | 76.20 | 62.00 | 82.00 | 80.00 | 16.30 | 15.00 | 19.10 | 38.50 | 45.50 | 155.00 | |
| SMKW20152 | 152.40 | 34.90 | 76.20 | 76.20 | 66.70 | 92.00 | 50.00 | 16.30 | 16.00 | 22.23 | 45.00 | 54.00 | 200.00 | |
| SMKW34150 | 152.40 | 34.90 | 76.20 | 76.20 | 66.70 | 92.00 | 50.00 | 16.30 | 16.00 | 22.23 | 45.00 | 54.00 | 340.00 | |
| SMKW23152 | 152.40 | 36.50 | 69.90 | 76.20 | 66.70 | 90.00 | 40.00 | 16.30 | 16.00 | 19.10 | 44.50 | 52.00 | 235.00 | |
| SMKW31152 | 152.40 | 36.50 | 69.90 | 76.20 | 66.70 | 90.00 | 40.00 | 16.30 | 16.00 | 19.10 | 44.50 | 52.00 | 310.00 | |
| SMKW38152 | 152.40 | 36.50 | 69.90 | 76.20 | 66.70 | 90.00 | 40.00 | 16.30 | 16.00 | 19.10 | 44.50 | 52.00 | 385.00 | |



传动链
Driving Chain

曳引链
Hoisting Chain

输送带
Conveyor Chain

不锈钢链
Stainless Steel Chain

农机链
Agricultural Chain

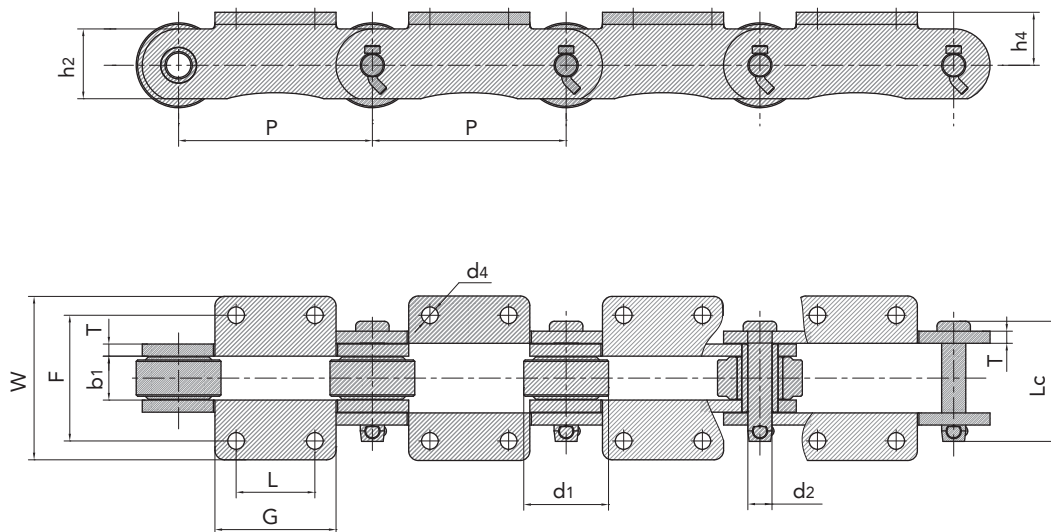
糖机链 Sugar mill chain

糖机链 Sugar mill chain

| 链号 SFR | 节距 Pitch | 滚子直径 Roller diameter | 内节内宽 Width between inner plates | 销轴直径 Pin diameter | 销轴长度 Pin length | 链板高度 Plate depth | 链板厚度 Plate thickness | 抗拉强度 Tensile strength | 平均抗拉强度 Average tensile strength | 每米长重 Weight per meter |
|---------------|-------------|-------------------------|------------------------------------|----------------------|--------------------|---------------------|-------------------------|--------------------------|------------------------------------|--------------------------|
| SFR Chain No. | P | d1 max | b1 | d2 max | Lc max | h2 max | T max | Q min | Q0 | q |
| | mm | mm | mm | mm | mm | mm | mm | kN/lbf | kN | kg/m |
| P152K2 | 152.4 | 69.85 | 37.1 | 22.23 | 111.2 | 57.2 | 12.70 | 413/92842 | 455.0 | 26.50 |
| P203.2K2 | 203.2 | 88.90 | 46.0 | 25.32 | 126.0 | 71.4 | 12.70 | 520/116900 | 545.0 | 37.70 |

糖机链 Sugar mill chain

| 链号 SFR | P | G | L | F | W | h4 | d4 |
|---------------|-------|-------|------|--------|-------|-------|-------|
| SFR Chain No. | mm | mm | mm | mm | mm | mm | mm |
| P152K2 | 152.4 | 114.3 | 76.2 | 111.10 | 151.5 | 41.30 | 14.30 |
| P203.2K2 | 203.2 | 152.4 | 82.6 | 131.76 | 182.6 | 55.50 | 19.05 |



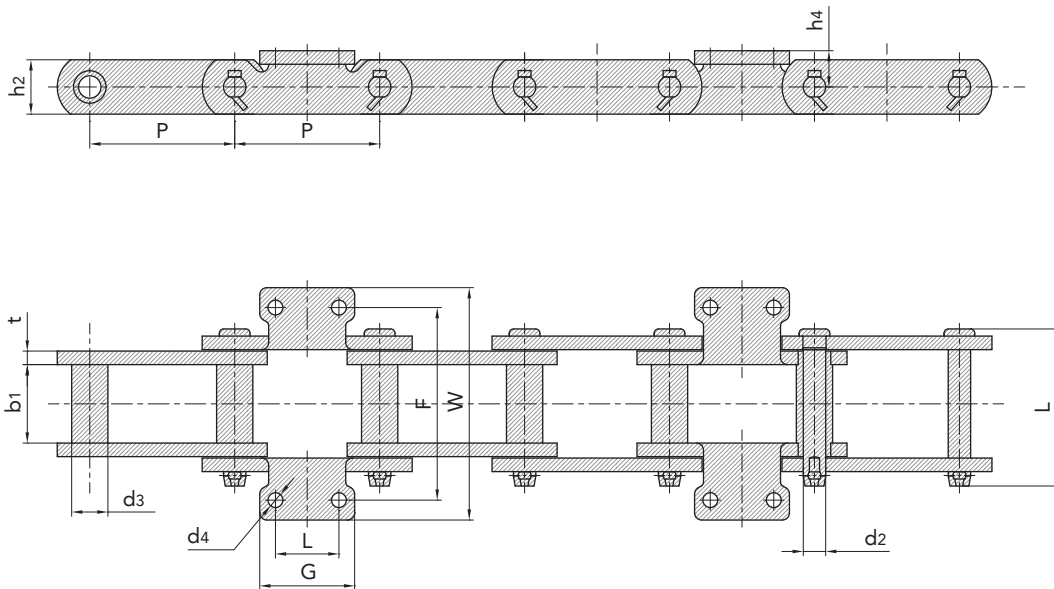
糖机链 Sugar mill chain

糖机链 Sugar mill chain

| 链号 SFR | 节距 Pitch | 套筒直径 Bush diameter | 内节内宽 Width between inner plates | 销轴直径 Pin diameter | 销轴长度 Pin length | 链板高度 Plate depth | 链板厚度 Plate thickness | 抗拉强度 Tensile strength | 每米长重 Weight per meter |
|---------------|-------------|-----------------------|------------------------------------|----------------------|--------------------|---------------------|-------------------------|--------------------------|--------------------------|
| SFR Chain No. | P | d ₃ max | b ₁ | d ₂ max | Lc max | h ₂ max | T max | Q min | q |
| | mm | mm | mm | mm | mm | mm | mm | kN/lbf | kg/m |
| P102BK2 | 101.6 | 25.40 | 54.00 | 15.70 | 110.5 | 38.1 | 9.5 | 160.0/35968 | 11.25 |
| P152K2 | 152.4 | 36.58 | 66.50 | 19.05 | 126.0 | 58.8 | 9.7 | 330.0/74184 | 17.26 |

糖机链 Sugar mill chain

| 链号 SFR | P | G | L | F | W | h ₄ | d ₄ |
|---------------|-------|--------|-------|--------|--------|----------------|----------------|
| SFR Chain No. | mm | mm | mm | mm | mm | mm | mm |
| P102BK2 | 101.6 | 66.50 | 44.50 | 134.90 | 162.80 | 25.40 | 10.40 |
| P152K2 | 152.4 | 114.30 | 58.70 | 158.75 | 212.85 | 38.10 | 13.50 |



传动链
Driving Chain

曳引链
Hoisting Chain

输送链
Conveyor Chain

不锈钢链
Stainless Steel Chain

农机链
Agricultural Chain

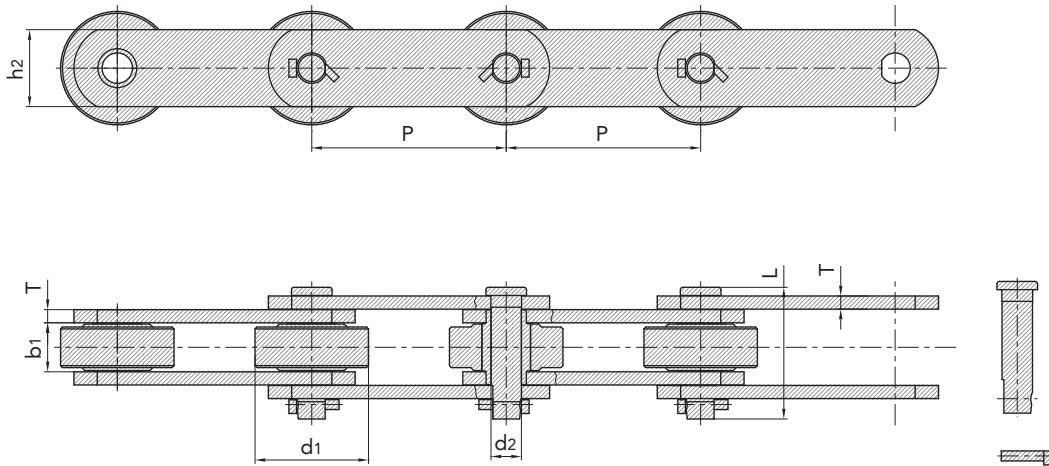
糖机链 Sugar mill chain

糖机链 Sugar mill chain

| 链号 SFR | 节距 Pitch | 滚子直径 Roller diameter | 内节内宽 Width between inner plates | 销轴直径 Pin diameter | 销轴长度 Pin length | 链板高度 Plate depth | 链板厚度 Plate thickness | 抗拉强度 Tensile strength | 平均抗拉强度 Average tensile strength | 每米长重 Weight per meter |
|---------------|-------------|-------------------------|------------------------------------|----------------------|--------------------|---------------------|-------------------------|--------------------------|------------------------------------|--------------------------|
| SFR Chain No. | P | d ₁ max | b ₁ | d ₂ max | L _c max | h ₂ max | T max | Q _{min} | Q ₀ | q |
| | mm | mm | mm | mm | mm | mm | mm | kN/lbf | kN | kg/m |
| P101.6F1 | 101.60 | 30.00 | 40.00 | 19.00 | 100.00 | 45.00 | 9.50 | 250.0/56200 | 275.0 | 12.50 |
| P152F78 | 152.40 | 69.85 | 38.10 | 22.23 | 97.10 | 57.20 | 9.52 | 400.0/89920 | 440.0 | 19.42 |
| P152F88 | 152.40 | 88.90 | 38.10 | 23.83 | 103.20 | 60.30 | 10.30 | 438.0/98462 | 480.0 | 22.23 |
| P152F114 | 152.40 | 70.00 | 37.10 | 25.00 | 98.00 | 75.00 | 9.52 | 600.0/134880 | 660.0 | 24.60 |
| P152F156 | 152.40 | 69.85 | 38.10 | 18.90 | 96.60 | 57.00 | 9.52 | 378.1/85001 | 416.0 | 18.95 |
| P152F2 | 152.40 | 69.85 | 38.10 | 18.90 | 96.60 | 50.80 | 9.52 | 350.0/78680 | 385.0 | 17.27 |
| P203.2F11 | 203.20 | 89.90 | 46.00 | 25.40 | 124.00 | 76.20 | 12.70 | 690.0/155112 | 760.0 | 32.30 |

*套筒链：表中滚子直径d₁为套筒直径

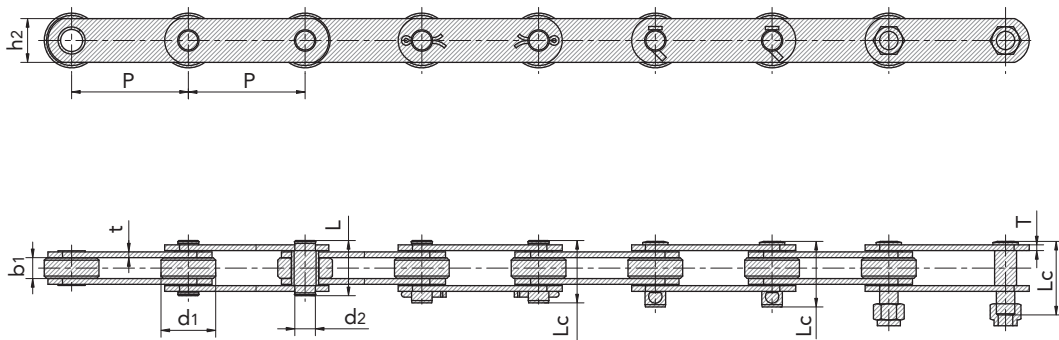
*Bush chain: d₁ in the table indicates the external diameter of the bush



棕油链 Palm oil chain

棕油链 Palm oil chain

| 链号 SFR | 节距 Pitch | 滚子直径 Roller diameter | 内节内宽 Width between inner plates | 链板高度 Plate depth | 销轴直径 Pin diameter | 销轴长度 Pin length | | 链板厚度 Plate thickness | 抗拉强度 Tensile strength | 每米长重 Weight per meter |
|---------------|-------------|-------------------------|------------------------------------|---------------------|----------------------|--------------------|--------|-------------------------|--------------------------|--------------------------|
| SFR Chain No. | P | d1 max | b1 min | h2 max | d2 max | L max | Lc max | T max | Q min | q |
| | mm | mm | mm | mm | mm | mm | mm | mm | kN/lbf | kg/m |
| PO101.6F1 | 101.6 | 47.6 | 19.0 | 38.1 | 19.05 | 45.4 | 52.1 | 5.1/3.8 | 97.8/22000 | 6.40 |
| PO101.6F2 | 101.6 | 66.7 | 25.4 | 50.0 | 26.97 | 63.8 | 83.0 | 7.1/5.1 | 176.0/40000 | 14.62 |
| PO152.4F1 | 152.4 | 66.7 | 25.4 | 50.0 | 26.97 | 63.8 | 83.0 | 7.1/5.1 | 176.0/40000 | 11.42 |
| PO152.4HF1 | - | - | - | - | - | - | - | - | 286.0/65000 | 11.42 |
| PO152.4F2 | 152.4 | 88.9 | 38.1 | 61.0 | 31.75 | 85.6 | 93.3 | 9.5/7.9 | 308.0/70000 | 35.46 |



传动链
Driving Chain

曳引链
Hoisting Chain

输送链
Conveyor Chain

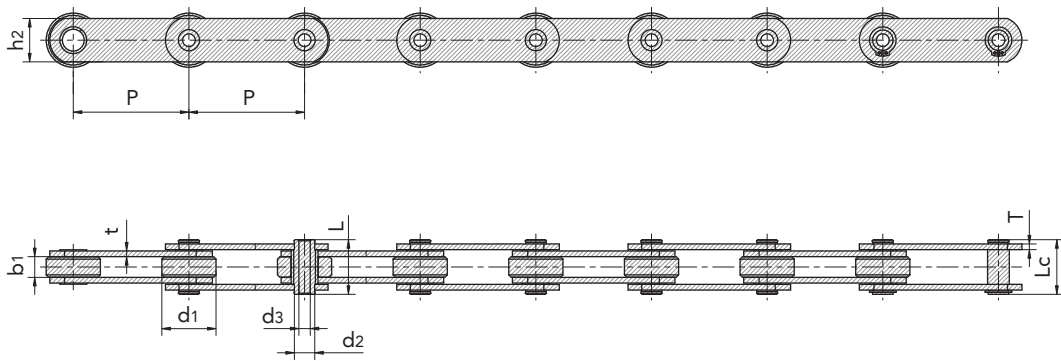
不锈钢链
Stainless Steel Chain

农机链
Agricultural Chain

棕油链 Palm oil chain

棕油链 Palm oil chain

| 链号 SFR | 节距 Pitch | 滚子直径 Roller diameter | 内节内宽 Width between inner plates | 链板高度 Plate depth | 销轴直径 Pin diameter | | 销轴长度 Pin length | | 链板厚度 Plate thickness | 抗拉强度 Tensile strength | 每米长重 Weight per meter |
|---------------|-------------|-------------------------|------------------------------------|---------------------|----------------------|--------|--------------------|--------|-------------------------|--------------------------|--------------------------|
| | | | | | d2 max | d3 max | L max | Lc max | | | |
| SFR Chain No. | P | d1 max | b1 min | h2 max | d2 max | d3 max | L max | Lc max | T max | Q min | q |
| | mm | mm | mm | mm | mm | mm | mm | mm | mm | kN/lbf | kg/m |
| P101.6HPF1 | 101.6 | 47.6 | 19.0 | 38.1 | 19.05 | 13.20 | 42.6 | 44.3 | 5.1/3.8 | 80/18000 | 5.91 |
| P152.4HPF1 | 152.4 | 66.7 | 25.4 | 50.0 | 26.97 | 19.43 | 57.9 | 59.4 | 7.1/5.1 | 160/36000 | 10.44 |
| PO152.4HHPF1 | 152.4 | 66.7 | 25.4 | 50.0 | 26.97 | 19.43 | 57.9 | 59.4 | 7.1/5.1 | 244/55000 | 10.44 |
| PO152HPF2 | 152.4 | 88.9 | 38.1 | 61.0 | 31.75 | 23.10 | 85.6 | 93.3 | 9.5/7.9 | 220/50000 | 23.49 |



模锻可拆链 Drop forged rivetless chain

模锻可拆链 Drop forged rivetless chain

| | 链号 | 参考节距 | 销轴直径 | 销轴长度 | 标准测量长度 | 标准测量长度的节距数 | 侧向转角 | 链板宽度 | 抗拉强度 | 每米长重 |
|-------------------------------|---------------|-----------------|----------------|------------|-----------------------------|--|-------------|------------------|------------------|------------------|
| | SFR | Reference Pitch | Pin diameter | Pin length | Standard measurement length | Number of pitch of standard measurement length | Side corner | Width of sidebar | Tensile strength | Weight per meter |
| | SFR Chain No. | P | d ₂ | L | min/max | | α | h ₂ | | |
| | | mm | mm | mm | mm | | | mm | kN | kg/m |
| 英制系列 British system series | X348 | 76.6 | 13.5 | 47.0 | 3050.5/3095.2 | 40.0 | 9° | 27 | 98 | 2.7 |
| | X458 | 102.4 | 16.0 | 58.0 | 3063.1/3090.2 | 30.0 | 9° | 35 | 187 | 5.2 |
| | 468H | 102.4 | 19.5 | 84.1 | 3063.1/3090.2 | 30.0 | 9° | 47.8 | 311.7 | 11.5 |
| | X678 | 153.2 | 22.3 | 77.0 | 3055.1/3082.8 | 20.0 | 7° | 51.6 | 318 | 9.5 |
| | 698 | 153.2 | 28.0 | 95.3 | 3055.1/3082.8 | 20.0 | 7° | 60 | 515 | 17.0 |
| 公制系列 Metric system series | 698H | 152.4 | 39.0 | 154.0 | 3039.2/3066.6 | 20.0 | 7° | 72 | 1078 | 37.7 |
| | F100X16 | 100.0 | 15.5 | 77.0 | 2991.3/3018.3 | 30.0 | 9° | 35 | 187 | 4.7 |
| | F100X17 | 100.0 | 17.0 | 77.0 | 2991.3/3018.3 | 30.0 | 9° | 35 | 187 | 4.0 |
| | F160X24 | 160.0 | 23.5 | 96.0 | 3190.7/3219.5 | 20.0 | 7° | 51.6 | 318 | 10.3 |

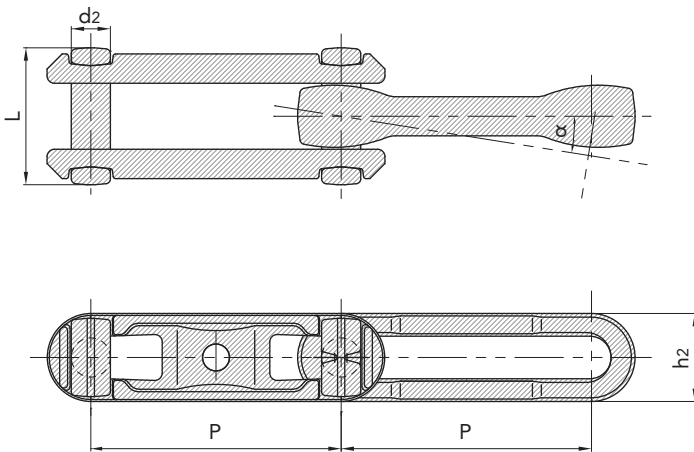
传动链
Driving Chain


电机链
Hoisting Chain

输送链
Conveyor Chain

不锈钢链
Stainless Steel Chain

农机链
Agricultural Chain





D 不锈钢链 STAINLESS STEEL CHAIN

- | | |
|------------------|---|
| 133 不锈钢滚子链 | 133 Stainless steel roller chain |
| 134 不锈钢双节距输送链 | 134 Stainless steel double pitch conveyor chain |
| 135/136 不锈钢空心销轴链 | 135/136 Stainless steel hollow pin chain |



传动链
Driving Chain

曳引链
Hoisting Chain

输送链
Conveyor Chain

不锈钢链
Stainless Steel Chain

农机链
Agricultural Chain

不锈钢滚子链 Stainless steel roller chain

不锈钢滚子链 Stainless steel roller chain

| 链号 SFR | 节距 Pitch | 滚子直径 Roller diameter | 内节内宽 Width between inner plates | 销轴直径 Pin diameter | 销轴长度 Pin length | | 内链板高度 Innerplate depth | 链板厚度 Plate thickness | 破断载荷 Breaking load | 每米长重 Weight per meter |
|---------------|-------------|-------------------------|------------------------------------|----------------------|--------------------|--------------------|---------------------------|-------------------------|-----------------------|--------------------------|
| SFR Chain No. | P | d ₁ max | b ₁ min | d ₂ max | L max | L _c max | h ₂ max | T max | Q | q |
| | mm | mm | mm | mm | mm | mm | mm | mm | kN/lbf | kg/m |
| *04CSS | 6.350 | 3.30 | 3.18 | 2.31 | 7.90 | 8.40 | 6.00 | 0.80 | 2.5/568 | 0.15 |
| *06CSS | 9.525 | 5.08 | 4.77 | 3.58 | 12.40 | 13.17 | 9.00 | 1.30 | 5.5/1250 | 0.33 |
| 08ASS | 12.700 | 7.95 | 7.85 | 3.96 | 16.60 | 17.80 | 12.00 | 1.50 | 9.6/2182 | 0.63 |
| 41SS | 12.700 | 7.77 | 6.25 | 3.58 | 13.75 | 15.00 | 9.91 | 1.30 | 6.0/1360 | 0.46 |
| 10ASS | 15.875 | 10.16 | 9.40 | 5.08 | 20.70 | 22.20 | 15.09 | 2.03 | 15.2/3455 | 1.03 |
| 12ASS | 19.050 | 11.91 | 12.57 | 5.94 | 25.90 | 27.70 | 18.00 | 2.42 | 21.7/4932 | 1.51 |
| 16ASS | 25.400 | 15.88 | 15.75 | 7.92 | 32.70 | 35.00 | 24.00 | 3.25 | 38.9/8841 | 2.62 |
| 20ASS | 31.750 | 19.05 | 18.90 | 9.53 | 40.40 | 44.70 | 30.00 | 4.00 | 60.0/13636 | 3.94 |
| 24ASS | 38.100 | 22.23 | 25.22 | 11.10 | 50.30 | 54.30 | 35.70 | 4.80 | 72.5/16477 | 5.72 |
| 28ASS | 44.450 | 25.40 | 25.22 | 12.70 | 54.40 | 59.00 | 41.0 | 5.60 | 94.0/21363 | 7.70 |
| 04BSS | 6.000 | 4.00 | 2.80 | 1.85 | 6.80 | 7.80 | 5.00 | 0.60 | 2.0/455 | 0.11 |
| 05BSS | 8.000 | 5.00 | 3.00 | 2.31 | 8.20 | 8.90 | 7.10 | 0.80 | 3.5/795 | 0.20 |
| #06BSS | 9.525 | 6.35 | 5.72 | 3.28 | 13.15 | 14.10 | 8.20 | 1.30 | 6.2/1409 | 0.41 |
| 08BSS | 12.700 | 8.51 | 7.75 | 4.45 | 16.70 | 18.20 | 11.80 | 1.60 | 12.0/2727 | 0.70 |
| 10BSS | 15.875 | 10.16 | 9.65 | 5.08 | 19.50 | 20.90 | 14.70 | 1.70 | 14.5/3295 | 0.94 |
| 12BSS | 19.050 | 12.07 | 11.68 | 5.72 | 22.50 | 24.20 | 16.00 | 1.85 | 18.5/4205 | 1.16 |
| 16BSS | 25.400 | 15.88 | 17.02 | 8.28 | 36.10 | 37.40 | 21.00 | 4.15/3.1 | 40.0/9091 | 2.73 |
| 20BSS | 31.750 | 19.05 | 19.56 | 10.19 | 41.30 | 45.00 | 26.40 | 4.5/3.5 | 59.0/13409 | 3.73 |
| 24BSS | 38.100 | 25.40 | 25.40 | 14.63 | 53.40 | 57.80 | 33.20 | 6.0/4.8 | 104.0/25454 | 7.20 |
| 32BSS | 50.800 | 29.21 | 30.99 | 17.81 | 66.00 | 71.00 | 42.00 | 7.0/6.0 | 150.0/34090 | 10.22 |

*套筒链：表中滚子直径d₁为套筒直径

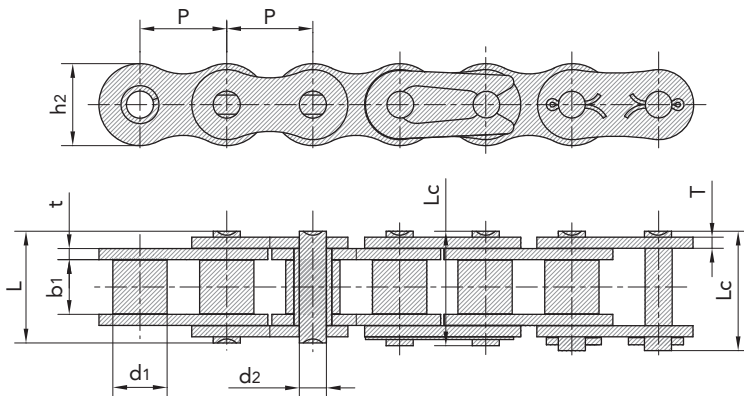
*Bush chain: d₁ in the table indicates the external diameter of the bush

#直链板

#Straight side plates

不锈钢链条适合在易受食品、化学、药品等侵蚀场合使用，还可用于高低温场合

Stainless steel chains are suitable for corrosive conditions involving food, chemicals pharmaceuticals, etc. and also suitable for high and low temperature conditions

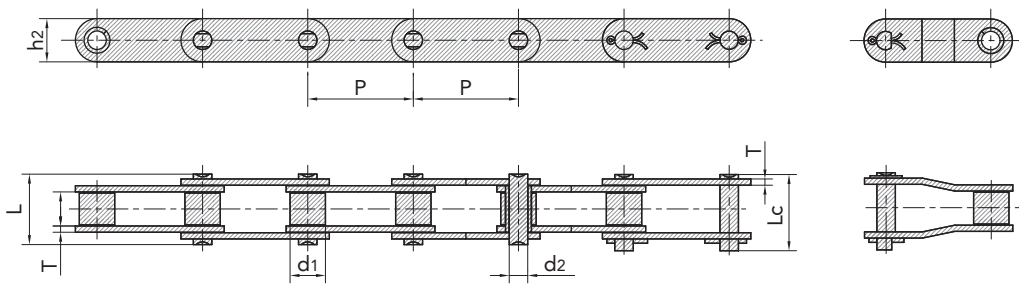


不锈钢双节距输送链 Stainless steel double pitch conveyor chain

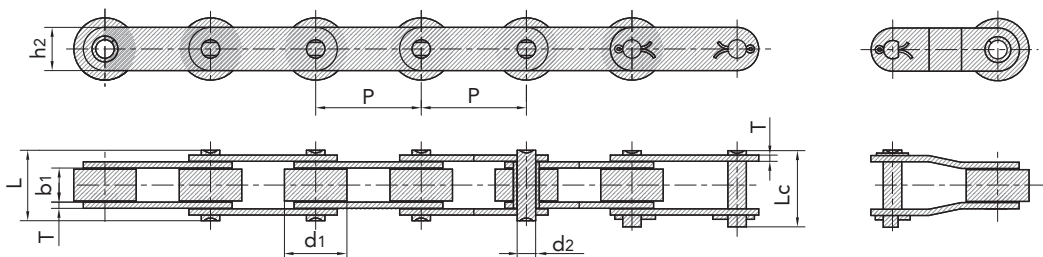
不锈钢双节距输送链 Stainless steel double pitch conveyor chain

| 链号 SFR | 节距 Pitch | 滚子直径 Roller diameter | 内节内宽 Width between inner plates | 销轴直径 Pin diameter | 销轴长度 Pin length | | 内链板高度 Innerplate depth | 链板厚度 Plate thickness | 破断载荷 Breaking load | 每米长重 Weight per meter |
|----------------------|-------------|-------------------------|------------------------------------|----------------------|--------------------|--------|---------------------------|-------------------------|-----------------------|--------------------------|
| SFR Chain No. | P | d1 max | b1 min | d2 max | L max | Lc max | h2 max | T max | Q min | q |
| | mm | mm | mm | mm | mm | mm | mm | mm | kN/lbf | kg/m |
| C2040SS C2042SS | 25.40 | 7.95 15.88 | 7.85 | 3.96 | 16.6 | 17.8 | 12.0 | 1.50 | 9.6/2182 | 0.51 0.85 |
| C2040HSS | 25.40 | 7.95 | 7.85 | 3.96 | 18.8 | 19.9 | 12.0 | 2.03 | 9.6/2182 | 0.66 |
| C208BSS C208BLSS | 25.40 | 8.51 15.88 | 7.75 | 4.45 | 16.7 | 18.2 | 11.8 | 1.60 | 12.0/2727 | 0.56 0.90 |
| C2050SS C2052SS | 31.75 | 10.16 19.05 | 9.40 | 5.08 | 20.7 | 22.2 | 15.0 | 2.03 | 15.2/3455 | 0.79 1.29 |
| C2060SS C2062SS | 38.10 | 11.91 22.23 | 12.57 | 5.94 | 25.9 | 27.7 | 18.0 | 2.42 | 21.7/4932 | 1.13 1.63 |
| C2060HSS C2062HSS | 38.10 | 11.91 22.23 | 12.57 | 5.94 | 29.2 | 31.6 | 18.0 | 3.25 | 21.7/4932 | 1.46 2.10 |
| C2080SS C2082SS | 50.80 | 15.88 28.58 | 15.75 | 7.92 | 32.7 | 36.5 | 24.0 | 3.25 | 38.9/8841 | 2.11 3.16 |
| C2080HSS C2082HSS | 50.80 | 15.88 28.58 | 15.75 | 7.92 | 36.2 | 39.4 | 24.0 | 4.00 | 38.9/8841 | 2.57 3.63 |
| C2100SS C2102SS | 63.50 | 19.05 39.67 | 18.90 | 9.53 | 40.4 | 44.7 | 30.0 | 4.00 | 60.0/13636 | 3.05 4.89 |
| C2100HSS C2102HSS | 63.50 | 19.05 39.67 | 18.90 | 9.53 | 43.6 | 46.9 | 30.0 | 4.80 | 60.0/13636 | 3.61 5.45 |

小滚子型
Small roller type



大滚子型
Large roller type



传动链
Driving Chain

曳引链
Hoisting Chain

输送链
Conveyor Chain

不锈钢链
Stainless Steel Chain

农机链
Agricultural Chain

不锈钢空心销轴链 Stainless steel hollow pin chain

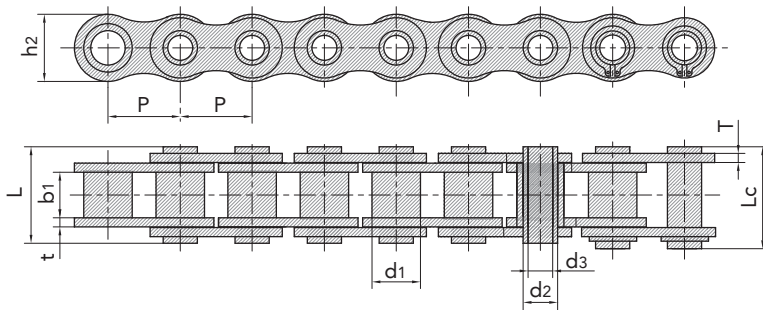
不锈钢空心销轴链 Stainless steel hollow pin chain

| 链号 SFR | 节距 Pitch | 套筒直径 Bush diameter | 内节内宽 Width between inner plates | 销轴直径 Pin diameter | | 销轴长度 Pin length | | 内链板高度 Innerplate depth | 链板厚度 Plate thickness | 破断载荷 Breaking load | 每米长重 Weight per meter | 型号 Type |
|---------------|-------------|-----------------------|------------------------------------|----------------------|--------------------|--------------------|--------------------|---------------------------|-------------------------|-----------------------|--------------------------|------------|
| | | | | d ₂ max | d ₃ min | L max | L _c max | | | | | |
| SFR Chain No. | P | d ₁ max | b ₁ min | d ₂ max | d ₃ min | L max | L _c max | h ₂ max | T max | Q min | q | |
| | mm | mm | mm | mm | mm | mm | mm | mm | mm | kN/lbf | kg/m | |
| 08BHPFSS | 12.700 | 8.51 | 7.75 | 6.55 | 4.50 | 16.4 | 17.6 | 11.80 | 1.6/1.3 | 7.8/1773 | 0.57 | A |
| 40HPSS | 12.700 | 7.95 | 7.85 | 5.63 | 4.00 | 16.5 | 17.6 | 12.00 | 1.50 | 7.7/1750 | 0.55 | A |
| 50HPSS | 15.875 | 10.16 | 9.40 | 7.03 | 5.13 | 20.7 | 21.9 | 15.09 | 2.03 | 14.0/3182 | 0.92 | A |
| 60HPSS | 19.050 | 11.91 | 12.70 | 8.31 | 6.00 | 25.8 | 26.8 | 18.00 | 2.42 | 16.8/3818 | 1.31 | A |
| *12BHPSS | 19.050 | 12.07 | 11.68 | 6.50 | 4.00 | 21.6 | 22.8 | 15.90 | 1.85 | 16.5/3750 | 1.10 | A |
| 80HPSS | 25.400 | 15.88 | 15.75 | 11.40 | 8.05 | 32.5 | 33.8 | 24.00 | 3.25 | 35.0/7955 | 2.29 | A |
| C2040HPSS | 25.400 | 7.95 | 7.85 | 5.63 | 4.00 | 16.5 | 17.6 | 12.00 | 1.50 | 7.7/1750 | 0.47 | B |
| C2050HPSS | 31.750 | 10.16 | 9.40 | 7.22 | 5.12 | 20.5 | 21.8 | 15.00 | 2.03 | 14.3/3250 | 0.77 | B |
| C2060HPSS | 38.100 | 11.91 | 12.70 | 8.31 | 6.00 | 25.8 | 26.8 | 17.00 | 2.42 | 16.8/3818 | 1.03 | B |
| C2080HPSS | 50.800 | 15.88 | 15.75 | 11.40 | 8.05 | 32.5 | 33.8 | 24.00 | 3.25 | 35.0/7955 | 1.83 | B |
| *HB50.8SS | 50.800 | 30.00 | 10.50 | 11.40 | 8.20 | 27.4 | 28.6 | 26.00 | 3.10 | 35.0/7955 | 2.60 | A |

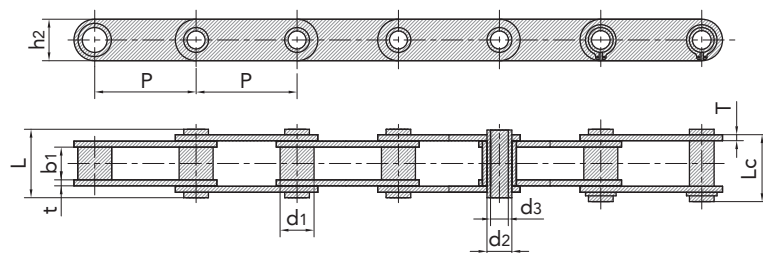
*套筒链：表中滚子直径d₁为套筒直径

*Bush chain: d₁ in the table indicates the external diameter of the bush

A型 Type A



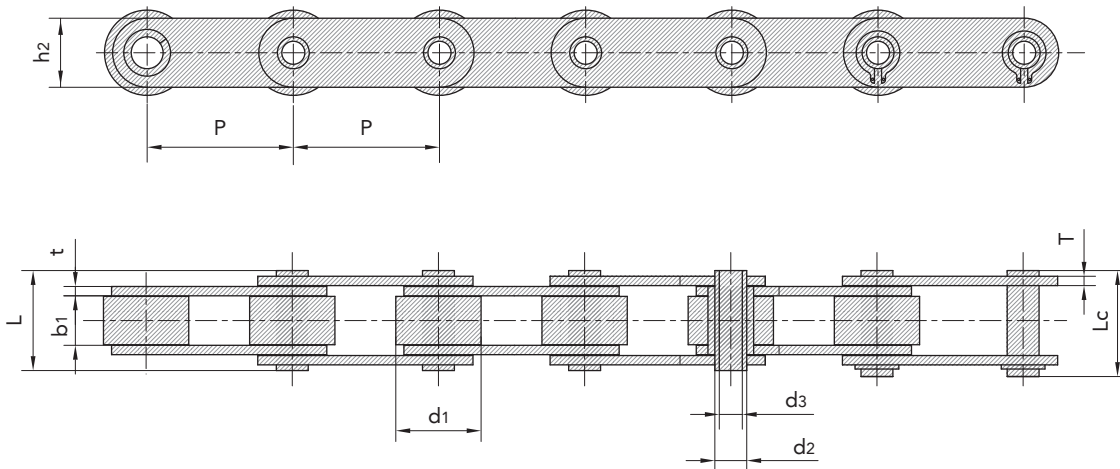
B型 Type B



不锈钢空心销轴链 Stainless steel hollow pin chain

不锈钢空心销轴链 Stainless steel hollow pin chain

| 链号 SFR | 节距 Pitch | 滚子直径 Roller diameter | 内节内宽 Width between inner plates | 销轴直径 Pin diameter | | 销轴长度 Pin length | | 内链板高度 Innerplate depth | 链板厚度 Plate thickness | 破断载荷 Breaking load | 每米长重 Weight per meter |
|------------------|-------------|-------------------------|------------------------------------|----------------------|--------------------|--------------------|--------------------|---------------------------|-------------------------|-----------------------|--------------------------|
| | | | | d ₂ max | d ₃ min | L max | L _c max | | | | |
| SFR Chain No. | P | d ₁ max | b ₁ min | d ₂ max | d ₃ min | L max | L _c max | h ₂ max | T max | Q min | q |
| | mm | mm | mm | mm | mm | mm | mm | mm | mm | kN/lbf | kg/m |
| C2042HPSS | 25.40 | 15.88 | 7.85 | 5.63 | 4.00 | 16.5 | 17.6 | 12.0 | 1.50 | 7.7/1750 | 0.79 |
| C2052HPSS | 31.75 | 19.05 | 9.53 | 7.22 | 5.12 | 20.5 | 21.8 | 15.0 | 2.03 | 14.3/3250 | 1.27 |
| C2062HPSS | 38.10 | 22.23 | 12.70 | 8.31 | 6.00 | 25.8 | 26.8 | 17.0 | 2.42 | 16.8/3818 | 1.74 |
| C2082HPSS | 50.80 | 28.58 | 15.75 | 11.40 | 8.05 | 32.4 | 33.8 | 24.0 | 3.25 | 35.0/7955 | 2.86 |
| C2042H-HPSS | 25.40 | 15.88 | 7.85 | 5.63 | 4.00 | 18.8 | 19.9 | 12.0 | 2.03 | 7.7/1750 | 0.96 |
| C2052H-HPSS | 31.75 | 19.05 | 9.53 | 7.22 | 5.12 | 22.1 | 23.4 | 15.0 | 2.42 | 14.3/3250 | 1.46 |
| C2062H-HPSS | 38.10 | 22.23 | 12.70 | 8.31 | 6.00 | 29.2 | 30.2 | 17.0 | 3.25 | 16.8/3818 | 2.02 |
| C2082H-HPSS | 50.80 | 28.58 | 15.75 | 11.40 | 8.05 | 36.2 | 37.6 | 24.0 | 4.00 | 35.0/7955 | 3.30 |



传动链
Driving Chain

曳引链
Hoisting Chain

输送链
Conveyor Chain

不锈钢链
Stainless Steel Chain

农机链
Agricultural Chain



E 农机链 AGRICULTURAL CHAIN

| | | | |
|---------|----------------|---------|---|
| 139 | ZGS38联合收割机链及附件 | 139 | ZGS38 combine chain with attachments |
| 140/141 | ZGS38联合收割机链及附件 | 140/141 | ZGS38 combine chain with attachments |
| 142/143 | S型钢制农机链 | 142/143 | S type Steel Agricultural Chain |
| 144/150 | S型钢制农机链附件 | 144/150 | S type steel agricultural chain attachments |
| 151 | A型钢制农机链 | 151 | A type steel agricultural chain |
| 152/153 | CA型钢制农机链 | 152/153 | CA type steel agricultural chain |
| 154 | 特殊农机链及附件 | 154 | Special agricultural chain & Attachments |
| 155/174 | C型钢制农机链附件 | 155/174 | C type steel agricultural chain attachments |



传动链
Driving Chain

曳引链
Hoisting Chain

输送机
Conveyor Chain

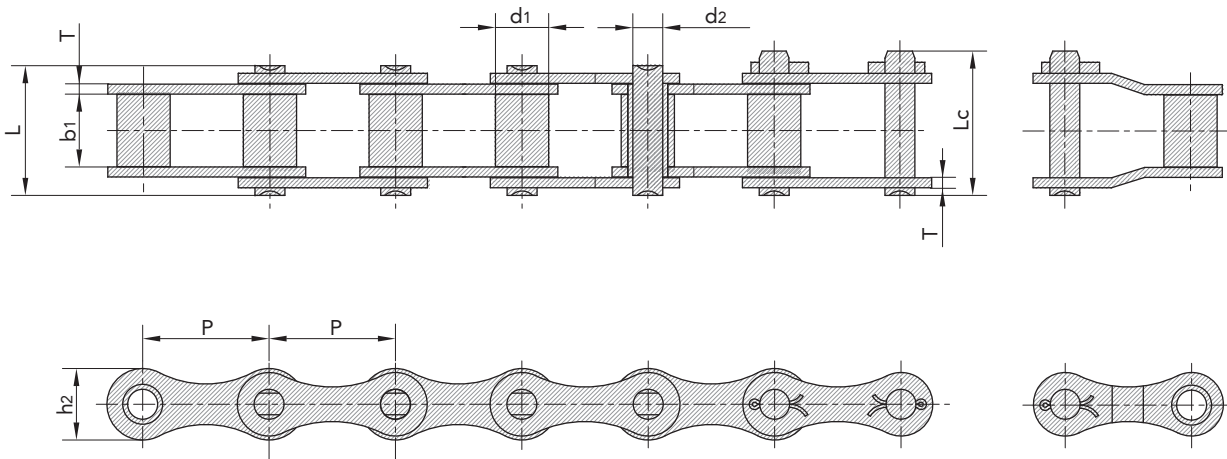
不锈钢链
Stainless Steel Chain

农机链
Agricultural Chain

ZGS38联合收割机链及附件 ZGS38 combine chain with attachments

ZGS38联合收割机链及附件 ZGS38 combine chain with attachments

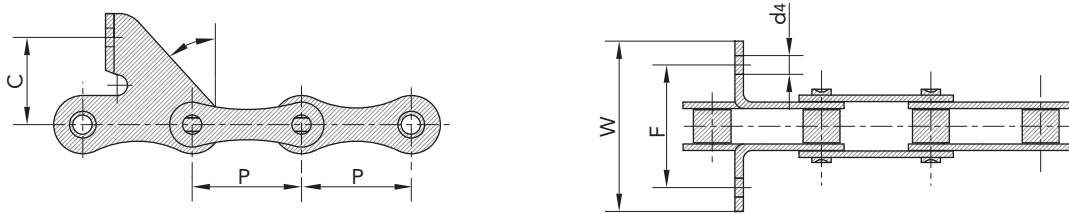
| 链号 SFR | 节距 Pitch | 滚子直径 Roller diameter | 内节内宽 Width between inner plates | 销轴直径 Pin diameter | 销轴长度 Pin length | | 内链板高度 Innerplate depth | 链板厚度 Plate thickness | 极限拉伸载荷 Ultimate tensile strength | 平均拉伸载荷 Average tensile strength | 每米长重 Weight per meter |
|---------------|-------------|-------------------------|------------------------------------|----------------------|--------------------|--------|---------------------------|-------------------------|-------------------------------------|------------------------------------|--------------------------|
| SFR Chain No. | P | d1 max | b1 min | d2 max | L max | Lc max | h2 max | T max | Q min | Q0 | q |
| | mm | mm | mm | mm | mm | mm | mm | mm | kN/lbf | kN | kg/m |
| ZGS38 | 38.0 | 16.0 | 22.00 | 9.0 | 39.0 | 43.0 | 21.5 | 3.0 | 40.0/9091 | 55.3 | 2.00 |



ZGS38联合收割机链及附件 ZGS38 combine chain with attachments

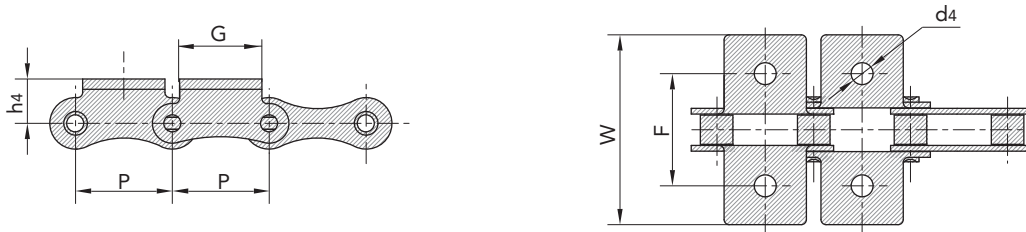
ZGS38联合收割机链及附件 ZGS38 combine chain with attachments

| 链号 SFR | P | C | F | W | | d4 |
|------------------|------|------|------|------|-------|-----|
| SFR Chain No. | mm | mm | mm | mm | mm | mm |
| ZGS38F3 | 38.0 | 30.0 | 52.0 | 68.4 | 43.5° | 6.5 |



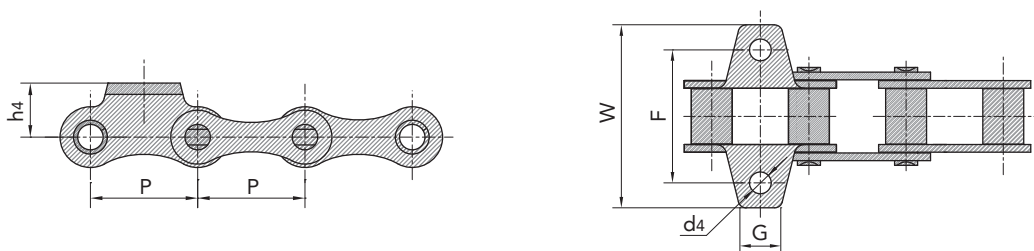
ZGS38联合收割机链及附件 ZGS38 combine chain with attachments

| 链号 SFR | P | G | F | W | h4 | d4 |
|------------------|------|------|------|------|------|-----|
| SFR Chain No. | mm | mm | mm | mm | mm | mm |
| ZGS38K1 | 38.0 | 32.0 | 53.0 | 93.2 | 20.0 | 8.5 |



ZGS38联合收割机链及附件 ZGS38 combine chain with attachments

| 链号 SFR | P | G | F | W | h4 | d4 |
|------------------|------|------|------|------|------|------|
| SFR Chain No. | mm | mm | mm | mm | mm | mm |
| ZGS38K1F1 | 38.0 | 16.0 | 52.0 | 71.5 | 19.6 | 11.0 |
| ZGS38K1F2 | 38.0 | 16.0 | 52.0 | 74.6 | 19.6 | 8.5 |
| ZGS38K1F3 | 38.0 | 20.0 | 52.0 | 72.0 | 17.0 | 8.4 |



传动链
Driving Chain

曳引链
Hoisting Chain

输送链
Conveyor Chain

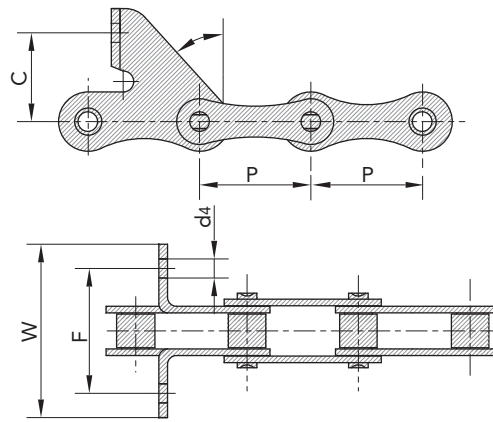
不锈钢链
Stainless Steel Chain

农机链
Agricultural Chain

ZGS38联合收割机链及附件 ZGS38 combine chain with attachments

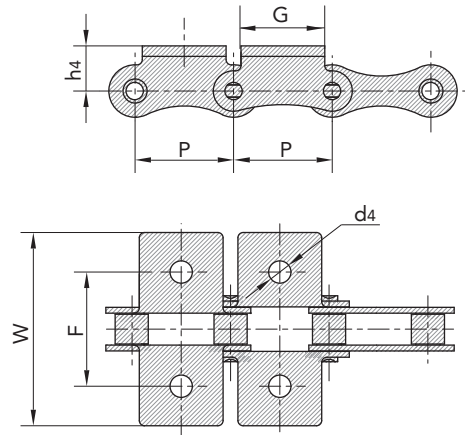
ZGS38联合收割机链及附件 ZGS38 combine chain with attachments

| 链号 | P | C | F | W | | d4 |
|-----------|------|------|------|------|-------|-----|
| Chain No. | mm | mm | mm | mm | mm | mm |
| ZGS38F3 | 38.0 | 30.0 | 52.0 | 68.4 | 43.5° | 6.5 |



ZGS38联合收割机链及附件 ZGS38 combine chain with attachments

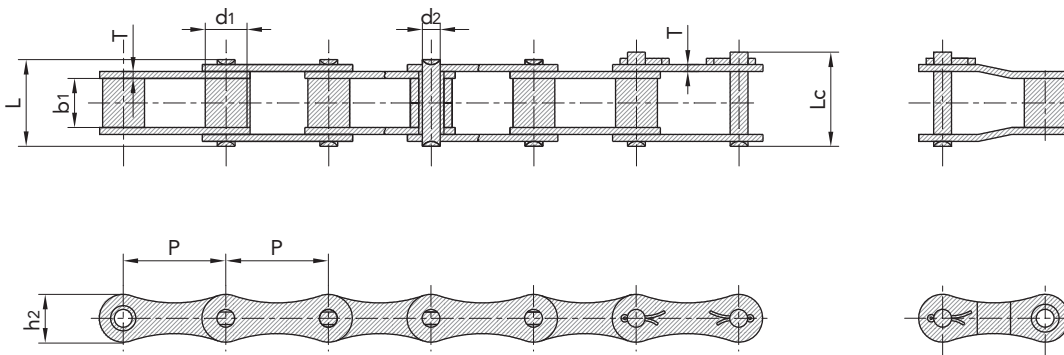
| 链号 | P | G | F | W | h4 | d4 |
|-----------|------|------|------|------|------|-----|
| Chain No. | mm | mm | mm | mm | mm | mm |
| ZGS38K1 | 38.0 | 32.0 | 53.0 | 93.2 | 20.0 | 8.5 |



S型钢制农机链 S type steel agricultural chain

S型钢制农机链 S type steel agricultural chain

| 链号 SFR Chain No. | 节距 Pitch | 滚子直径 Roller diameter | 内节内宽 Width between inner plates | 销轴直径 Pin diameter | 销轴长度 Pin length | | 内链板高度 Inner plate depth | 链板厚度 Plate thickness | 极限拉伸载荷 Ultimate tensile strength | 平均拉伸载荷 Average tensile strength | 每米长重 Weight per meter |
|------------------------|-------------|-------------------------|------------------------------------|----------------------|--------------------|--------|----------------------------|-------------------------|-------------------------------------|------------------------------------|--------------------------|
| | | | | | L max | Lc max | | | | | |
| | P | d1 max | b1 min | d2 max | L max | Lc max | h2 max | T max | Q min | Q0 | q |
| | mm | mm | mm | mm | mm | mm | mm | mm | kN/LB | kN | kg/m |
| S32 | 29.21 | 11.43 | 15.88 | 4.45 | 26.6 | 28.5 | 13.5 | 1.8 | 8.0/1818 | 21.6 | 0.86 |
| S32V | 29.21 | 11.43 | 15.88 | 5.08 | 27.3 | 29.7 | 13.5 | 2.1 | 25.0/5680 | 27.0 | 0.96 |
| S42 | 34.93 | 14.27 | 19.05 | 7.00 | 34.3 | 37.4 | 19.8 | 2.8 | 27.0/6136 | 50.8 | 1.60 |
| S45 | 41.40 | 15.24 | 22.23 | 5.72 | 37.7 | 40.3 | 17.3 | 2.8 | 18.0/4091 | 36.1 | 1.66 |
| S45R | 41.40 | 15.24 | 22.23 | 7.16 | 38.7 | 41.6 | 17.3 | 3.0 | 35.5/8068 | 40.1 | 1.70 |
| S51 | 38.10 | 15.24 | 16.00 | 5.72 | 31.1 | 33.7 | 17.3 | 2.8 | 28.0/6364 | 30.8 | 1.48 |
| S52L | 38.10 | 15.24 | 16.40 | 5.72 | 31.1 | 33.7 | 17.3 | 2.5 | 25.5/6636 | 32.2 | 1.36 |
| S52 | 38.10 | 15.24 | 22.23 | 5.72 | 37.7 | 40.3 | 17.3 | 2.8 | 18.0/4091 | 36.1 | 1.68 |
| S55V | 41.40 | 17.78 | 22.60 | 8.28 | 39.0 | 41.9 | 20.0 | 3.0 | 42.0/9546 | 45.0 | 2.22 |
| S55 | 41.40 | 17.78 | 22.23 | 5.72 | 37.7 | 40.3 | 17.3 | 2.8 | 18.0/4091 | 36.1 | 1.80 |
| S55R | 41.40 | 17.78 | 22.23 | 8.90 | 41.0 | 44.0 | 22.4 | 3.5 | 45.0/10227 | 73.1 | 2.49 |
| S55RH | 41.40 | 17.78 | 22.23 | 5.90 | 43.2 | 46.3 | 22.4 | 4.0 | 65.0/14772 | 84.5 | 2.74 |
| S62 | 41.91 | 19.05 | 26.20 | 5.72 | 40.3 | 43.0 | 17.3 | 2.5 | 26.7/6067 | 36.1 | 1.87 |
| S77 | 58.34 | 18.26 | 22.23 | 8.90 | 43.2 | 46.4 | 26.2 | 4.0 | 45.0/10227 | 73.1 | 2.66 |
| S88 | 66.27 | 22.86 | 28.58 | 8.90 | 49.8 | 53.0 | 26.2 | 4.0 | 45.0/10227 | 73.1 | 3.25 |
| CA642 | 41.40 | 15.88 | 19.05 | 8.28 | 36.1 | 39.1 | 21.2 | 3.0 | 50.0/11363 | 55.0 | 1.98 |
| CA643 | 41.40 | 15.88 | 22.20 | 8.28 | 41.0 | 44.1 | 21.2 | 4.0/3.0 | 60.0/13635 | 75.0 | 2.42 |



传动链
Driving Chain

曳引链
Hoisting Chain

输送链
Conveyor Chain

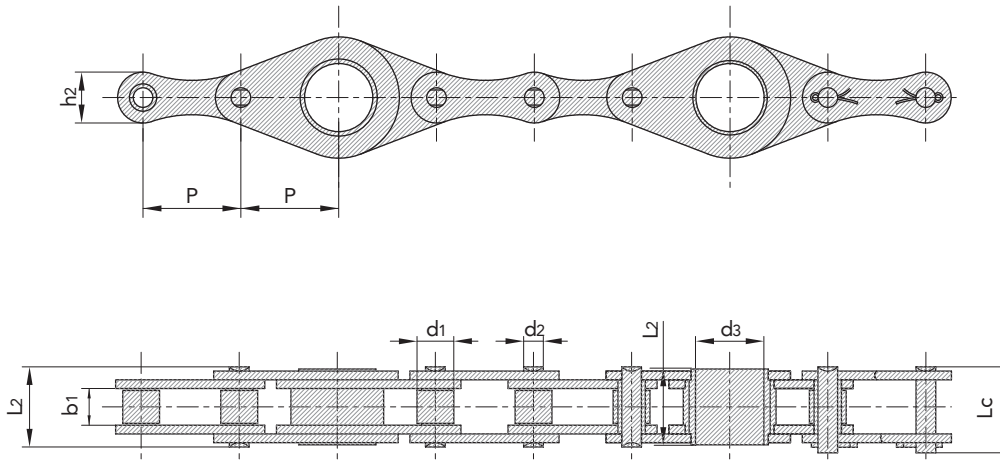
不锈钢链
Stainless Steel Chain

农机链
Agricultural Chain

S型钢制农机链 S type steel agricultural chain

S型钢制农机链 S type steel agricultural chain

| 链号 SFR | 节距 Pitch | 滚子直径 Roller diameter | 内节内宽 Width between inner plates | 销轴直径 Pin diameter | 空心销轴内径 Hollow pin inner diameter | 销轴长度 Pin length | | | 内链板高度 Inner plate depth | 极限拉伸载荷 Ultimate tensile strength | 平均拉伸载荷 Average tensile strength |
|---------------|-------------|-------------------------|------------------------------------|----------------------|-------------------------------------|--------------------|--------|--------|----------------------------|-------------------------------------|------------------------------------|
| SFR Chain No. | P | d1 max | b1 min | d2 max | d3 min | L max | L2 max | Lc max | T max | Q min | Q0 |
| | mm | mm | mm | mm | mm | mm | mm | mm | mm | kN/lbf | kN |
| CA650 | 50.8 | 19.05 | 19.05 | 10.19 | 35.4 | 41.5 | 38.0 | 44.5 | 26.4 | 70.8 | 99.0 |

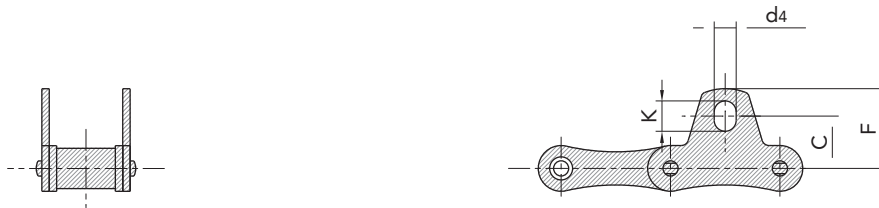


S型钢制农机链附件 S type steel agricultural chain attachments

S型钢制农机链附件 S type steel agricultural chain attachments

| 附件号 SFR | 链号 SFR | C | F | d4 | K |
|-----------------|------------------|------|------|-----|------|
| SFR Att. No. | SFR Chain No. | mm | mm | mm | mm |
| SK1 | S32 | 17.3 | 26.2 | 5.3 | 6.9 |
| SK1 | S42 | 23.6 | 34.3 | 8.3 | 11.5 |
| SK1 | S45 | 19.8 | 30.2 | 8.3 | 11.5 |
| SK1 | S52 | 22.1 | 31.8 | 8.3 | 9.9 |
| SK1 | S55 | 19.8 | 30.2 | 8.3 | 11.5 |
| SK1 | S62 | 24.6 | 38.6 | 8.3 | 14.7 |
| SK1 | S77 | 36.3 | 50.0 | 8.3 | 11.5 |
| SK1 | S88 | 43.7 | 55.6 | 8.3 | 9.9 |

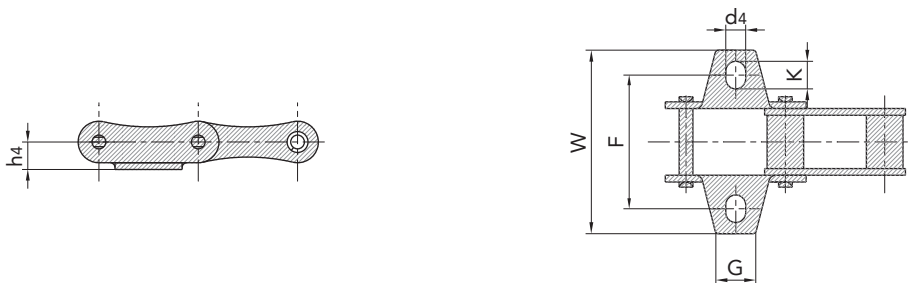
SK1



S型钢制农机链附件 S type steel agricultural chain attachments

| 附件号 SFR | 链号 SFR | G | F | W | h4 | d4 | K |
|-----------------|------------------|------|-------|-------|------|-----|------|
| SFR Att. No. | SFR Chain No. | mm | mm | mm | mm | mm | mm |
| K1 | S32 | 15.0 | 42.9 | 61.0 | 8.6 | 5.3 | 6.9 |
| K1 | S42 | 17.5 | 54.00 | 74.9 | 14.0 | 8.3 | 11.5 |
| K1 | S45 | 22.0 | 54.00 | 74.9 | 11.4 | 8.3 | 11.5 |
| K1 | S51 | 19.0 | 49.80 | 71.5 | 11.4 | 8.3 | 9.9 |
| K1 | S52 | 19.0 | 58.75 | 77.5 | 11.4 | 8.3 | 9.9 |
| K1 | S55 | 22.0 | 54.00 | 74.9 | 11.4 | 8.3 | 11.5 |
| K1 | S62 | 22.0 | 6.65 | 95.3 | 11.4 | 8.3 | 14.7 |
| K1 | S77 | 25.0 | 76.2 | 101.6 | 20.8 | 8.3 | 11.5 |
| K1 | S88 | 22.0 | 96.85 | 119.4 | 20.8 | 8.3 | 9.9 |

K1



传动链
Driving Chain

曳引链
Hoisting Chain

输送链
Conveyor Chain

不锈钢链
Stainless Steel Chain

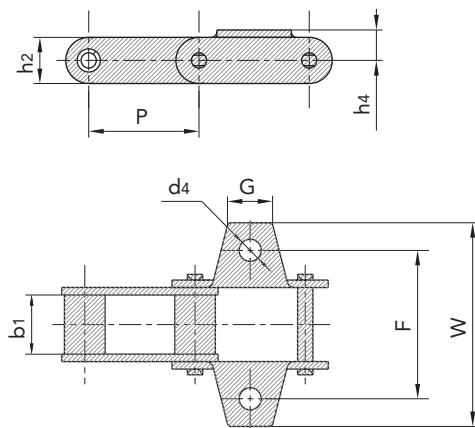
农机链
Agricultural Chain

S型钢制农机链附件 S type steel agricultural chain attachments

S型钢制农机链附件 S type steel agricultural chain attachments

| 附件号 SFR | 链号 SFR | P | b1 | G | F | W | h4 | d4 | h2 |
|-----------------|------------------|------|------|------|------|------|------|-----|------|
| SFR Att. No. | SFR Chain No. | mm | mm | mm | mm | mm | mm | mm | mm |
| K1 | S52F1 | 38.4 | 18.5 | 23.0 | 57.5 | 80.0 | 16.0 | 9.0 | 17.3 |

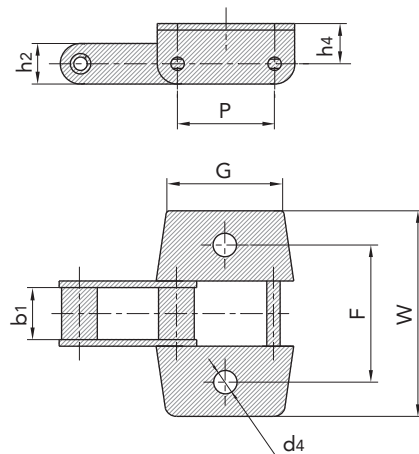
K1



S型钢制农机链附件 S type steel agricultural chain attachments

| 附件号 SFR | 链号 SFR | P | b1 | G | F | W | h4 | d4 | h2 |
|-----------------|------------------|------|------|------|------|------|------|------|------|
| SFR Att. No. | SFR Chain No. | mm | mm | mm | mm | mm | mm | mm | mm |
| K1 | S52F2 | 38.4 | 18.5 | 39.0 | 57.0 | 80.0 | 16.0 | 10.5 | 17.3 |

K1

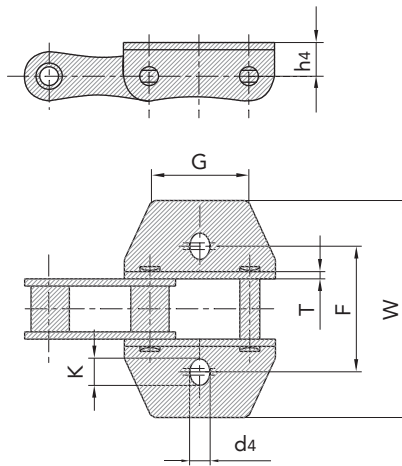


S型钢制农机链附件 S type steel agricultural chain attachments

S型钢制农机链附件 S type steel agricultural chain attachments

| 附件号 SFR | 链号 SFR | G | F | W | d4 | K | h4 | T |
|-----------------|------------------|------|------|------|-----|-------|------|-----|
| SFR Att. No. | SFR Chain No. | mm | mm | mm | mm | mm | mm | mm |
| K1 | CA642 | 40.0 | 53.0 | 91.0 | 8.5 | 11.25 | 14.0 | 3.0 |

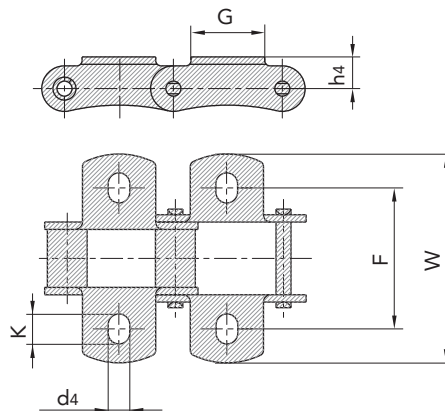
K1



S型钢制农机链附件 S type steel agricultural chain attachments

| 附件号 SFR | 链号 SFR | G | F | W | h4 | d4 | K |
|-----------------|------------------|------|------|------|------|-----|------|
| SFR Att. No. | SFR Chain No. | mm | mm | mm | mm | mm | mm |
| K1 | S55R | 25.0 | 63.6 | 90.4 | 15.5 | 8.6 | 12.0 |
| K1 | S55RH | 25.0 | 63.6 | 90.4 | 15.5 | 8.6 | 12.0 |

K1



传动链
Driving Chain

曳引链
Hoisting Chain

输送链
Conveyor Chain

不锈钢链
Stainless Steel Chain

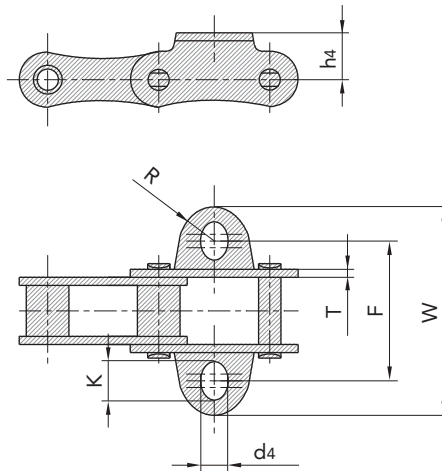
农机链
Agricultural Chain

S型钢制农机链附件 S type steel agricultural chain attachments

S型钢制农机链附件 S type steel agricultural chain attachments

| 附件号 SFR | 链号 SFR | R | F | W | d4 | K | h4 | T |
|-----------------|------------------|------|------|------|-----|-----|-----|-----|
| SFR Att. No. | SFR Chain No. | mm | mm | mm | mm | mm | mm | mm |
| K1F1 | S32 | 10.0 | 43.0 | 63.0 | 6.5 | 8.0 | 8.7 | 1.8 |

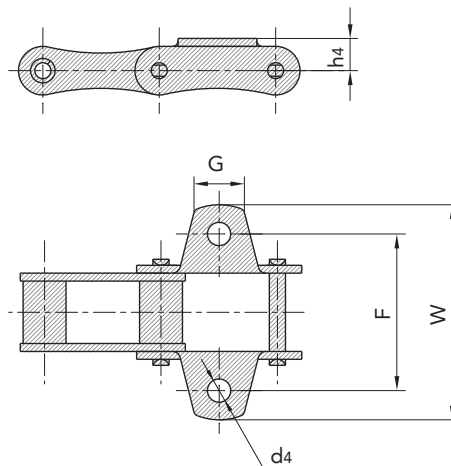
K1F1



S型钢制农机链附件 S type steel agricultural chain attachments

| 附件号 SFR | 链号 SFR | G | F | W | h4 | d4 |
|-----------------|------------------|------|------|-------|------|------|
| SFR Att. No. | SFR Chain No. | mm | mm | mm | mm | mm |
| K1F1 | S55 | 21.2 | 55.9 | 74.64 | 11.0 | 10.0 |

K1F1

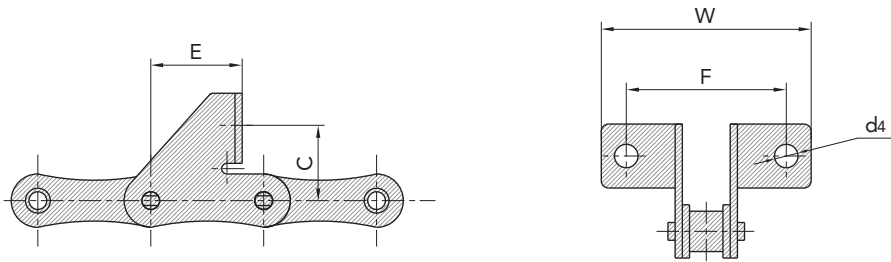


S型钢制农机链附件 S type steel agricultural chain attachments

S型钢制农机链附件 S type steel agricultural chain attachments

| 附件号 SFR | 链号 SFR | C | E | F | W | d4 |
|-----------------|------------------|------|------|------|------|-----|
| SFR Att. No. | SFR Chain No. | mm | mm | mm | mm | mm |
| SD | S32 | 20.0 | 19.2 | 58.0 | 78.0 | 5.3 |
| F1 | S45 | 21.0 | 28.5 | 62.4 | 83.4 | 8.5 |
| AF2 | S51 | 19.5 | 23.0 | 55.3 | 70.5 | 6.4 |
| SD | S52 | 20.0 | 19.2 | 62.0 | 88.5 | 6.4 |
| SD | S52L | 20.0 | 17.5 | 54.5 | 71.0 | 6.5 |
| F4 | S55 | 20.0 | 37.0 | 58.0 | 87.0 | 6.8 |

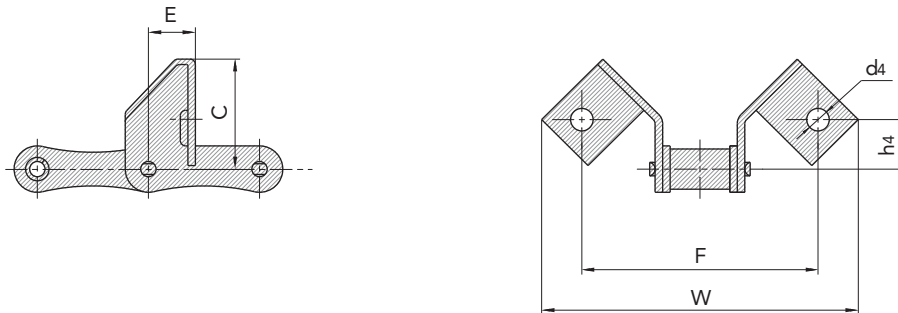
SD, F1, F2, F4



S型钢制农机链附件 S type steel agricultural chain attachments

| 附件号 SFR | 链号 SFR | G | F | W | h4 | d4 | K |
|-----------------|------------------|------|------|------|-------|------|-----|
| SFR Att. No. | SFR Chain No. | mm | mm | mm | mm | mm | mm |
| F1 | 55V | 40.0 | 25.0 | 88.0 | 118.0 | 18.0 | 8.4 |

F1



传动链
Driving Chain

电引链
Hoisting Chain

输送链
Conveyor Chain

不锈钢链
Stainless Steel Chain

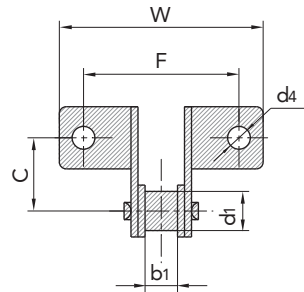
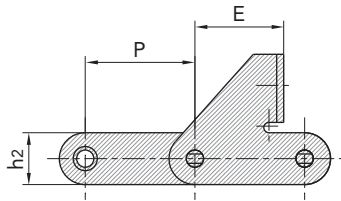
农机链
Agricultural Chain

S型钢制农机链附件 S type steel agricultural chain attachments

S型钢制农机链附件 S type steel agricultural chain attachments

| 附件号 SFR | 链号 SFR | P | d1 | b1 | C | E | F | W | d4 | h2 |
|-----------------|------------------|------|-------|------|------|------|------|------|-----|------|
| SFR Att. No. | SFR Chain No. | mm | mm | mm | mm | mm | mm | mm | mm | mm |
| K3 | S52 | 38.4 | 15.88 | 18.5 | 24.0 | 37.4 | 52.0 | 73.0 | 9.0 | 17.3 |

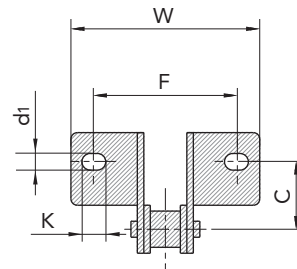
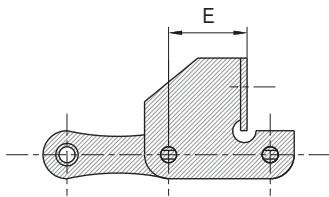
K3



S型钢制农机链附件 S type steel agricultural chain attachments

| 附件号 SFR | 链号 SFR | C | E | F | W | d4 | K |
|-----------------|------------------|------|------|------|------|-----|-----|
| SFR Att. No. | SFR Chain No. | mm | mm | mm | mm | mm | mm |
| F1 | S55 | 19.0 | 31.9 | 62.0 | 89.2 | 8.3 | 8.3 |
| SD | S55R | 19.0 | 31.9 | 62.0 | 89.2 | 8.3 | 8.3 |
| F1 | S45R | 17.5 | 31.9 | 62.0 | 93.0 | 8.3 | 9.2 |

F1
SD

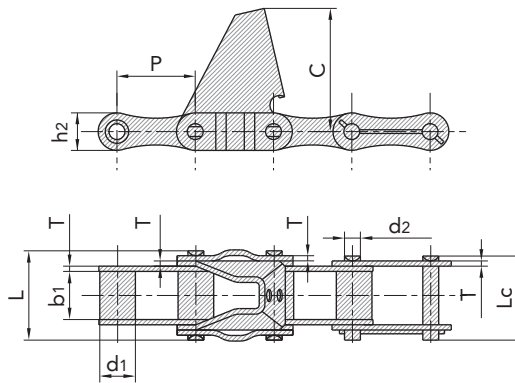


S型钢制农机链附件 S type steel agricultural chain attachments

S型钢制农机链附件 S type steel agricultural chain attachments

| 附件 SFR | 链号 SFR | 节距 Pitch | 滚子直径 Roller diameter | 内节内宽 Width between inner plates | 销轴直径 Pin diameter | 销轴长度 Pin length | | 链板尺寸 Plate dimension | | | 极限拉伸载荷 Ultimate tensile strength | 平均拉伸载荷 Average tensile strength |
|--------------|---------------|-------------|-------------------------|------------------------------------|----------------------|--------------------|--------|-------------------------|---------|------|-------------------------------------|------------------------------------|
| SFR Att. No. | SFR Chain No. | P | d1 max | b1 min | d2 max | L max | Lc max | h2 max | t/T max | C | Q min | Q0 |
| | | mm | mm | mm | mm | mm | mm | mm | mm | mm | kN/lbf | kN |
| C6E | S62R | 41.91 | 19.05 | 25.8 | 8.5 | 47.8 | 44.6 | 20.1 | 2.8/3.0 | 66.0 | 42.0/9448 | 43.7 |

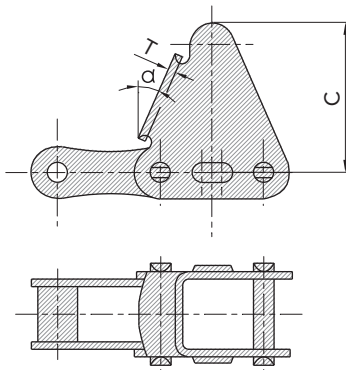
C6E



S型钢制农机链附件 S type steel agricultural chain attachments

| 附件号 SFR | 链号 SFR | | C | T |
|--------------|---------------|-----|-------|------|
| SFR Att. No. | SFR Chain No. | | mm | mm |
| TM77 | CA643 | 28° | 60.35 | 3.10 |

TM77



传动链
Driving Chain

曳引链
Hoisting Chain

输送链
Conveyor Chain

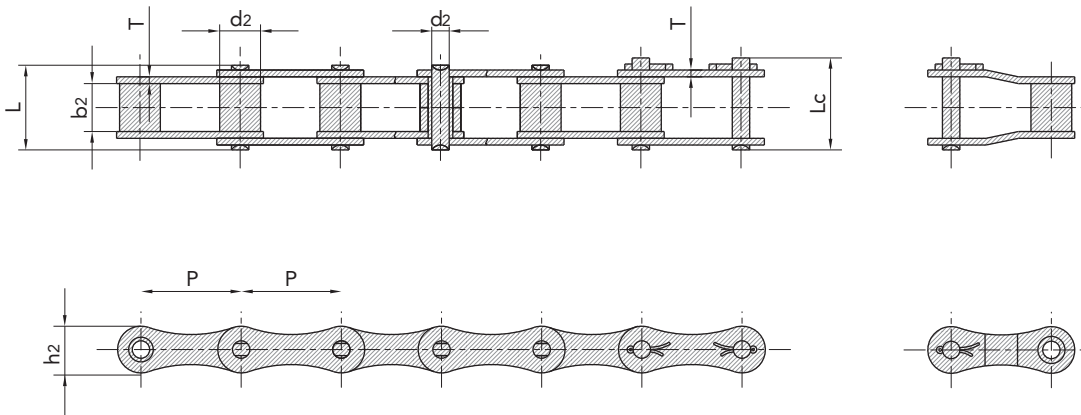
不锈钢链
Stainless Steel Chain

农机链
Agricultural Chain

S型钢制农机链附件 S type steel agricultural chain attachments

S型钢制农机链附件 S type steel agricultural chain attachments

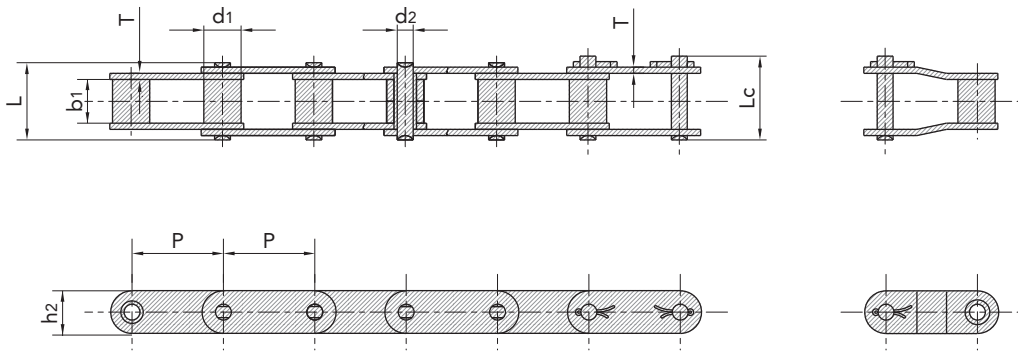
| 链号 SFR | 节距 Pitch | 滚子直径 Roller diameter | 内节内宽 Width between inner plates | 销轴直径 Pin diameter | 销轴长度 Pin length | | 链板尺寸 Plate dimension | | 极限拉伸载荷 Ultimate tensile strength | 平均拉伸载荷 Average tensile strength | 每米长重 Weight per meter |
|---------------|-------------|-------------------------|------------------------------------|----------------------|--------------------|--------|-------------------------|-------|-------------------------------------|------------------------------------|--------------------------|
| SFR Chain No. | P | d1 max | b1 min | d2 max | L max | Lc max | h2 max | T max | Q min | Q0 | q |
| | mm | mm | mm | mm | mm | mm | mm | mm | kN/lbf | kN | kg/m |
| A550 | 41.40 | 16.87 | 19.81 | 7.19 | 35.0 | 38.0 | 19.3 | 2.80 | 39.10/8886 | 51.2 | 1.79 |
| A555 | 41.40 | 16.87 | 12.70 | 7.19 | 29.1 | 32.0 | 19.3 | 3.10 | 36.10/8886 | 56.0 | 1.60 |
| A557 | 41.40 | 17.78 | 20.24 | 8.00 | 37.4 | 40.6 | 23.1 | 3.10 | 55.61/12639 | 74.3 | 2.45 |
| A620 | 42.01 | 17.91 | 24.51 | 7.19 | 41.8 | 45.1 | 20.2 | 3.25 | 39.10/8886 | 55.1 | 2.18 |
| CA413 | 41.30 | 16.00 | 22.23 | 8.28 | 39.0 | 41.9 | 23.5 | 3.00 | 50/11363 | 71.5 | 2.27 |



CA型钢制农机链 CA type steel agricultural chain

CA型钢制农机链 CA type steel agricultural chain

| 链号 SFR | 节距 Pitch | 滚子直径 Roller diameter | 内节内宽 Width between inner plates | 销轴直径 Pin diameter | 销轴长度 Pin length | | 链板尺寸 Plate dimension | | 极限拉伸载荷 Ultimate tensile strength | 平均拉伸载荷 Average tensile strength | 每米长重 Weight per meter |
|---------------|-------------|-------------------------|------------------------------------|----------------------|--------------------|--------|-------------------------|-------|-------------------------------------|------------------------------------|--------------------------|
| | | | | | L max | Lc max | h2 max | T max | | | |
| SFR Chain No. | P | d1 max | b1 min | d2 max | L max | Lc max | h2 max | T max | Q min | Q0 | q |
| | mm | mm | mm | mm | mm | mm | mm | mm | kN/lbf | kN | kg/m |
| CA550 | 41.40 | 16.87 | 19.81 | 7.19 | 35.0 | 38.0 | 19.30 | 2.80 | 39.10/8886 | 51.2 | 1.94 |
| CA555V | 41.40 | 16.80 | 19.05 | 8.28 | 36.1 | 39.1 | 22.00 | 3.00 | 55.00/12499 | 68.7 | 2.24 |
| CA555 | 41.40 | 16.87 | 12.70 | 7.19 | 29.1 | 32.0 | 19.30 | 3.10 | 39.10/8886 | 56.0 | 1.72 |
| CA557 | 41.40 | 17.78 | 20.24 | 8.00 | 37.4 | 40.6 | 23.10 | 3.10 | 55.61/12639 | 74.3 | 2.60 |
| CA620 | 42.01 | 17.91 | 24.51 | 7.19 | 41.8 | 45.2 | 20.20 | 3.25 | 39.10/8886 | 55.1 | 2.35 |
| CA2060H | 38.10 | 11.91 | 12.70 | 5.94 | 29.2 | 31.6 | 18.00 | 3.25 | 31.10/6996 | 40.5 | 1.45 |
| CA2063H | 38.10 | 11.89 | 12.70 | 5.94 | 29.4 | 34.2 | 19.30 | 3.25 | 31.28/71.9 | 40.5 | 1.65 |
| CAE44151 | 28.575 | 15.88 | 16.20 | 7.92 | 33.5 | 36.9 | 22.20 | 3.25 | 58.80/13363 | 64.5 | 2.73 |
| 38.4R | 38.40 | 15.88 | 19.05 | 6.92 | 33.4 | 36.3 | 17.30 | 2.50 | 33.00/7480 | 41.2 | 1.70 |
| 38.4V | 38.40 | 15.88 | 18.00 | 6.92 | 34.8 | 37.8 | 17.30 | 3.00 | 40.00/9091 | 50.0 | 1.83 |
| CA624 | 38.40 | 15.88 | 19.05 | 8.28 | 36.1 | 39.1 | 20.50 | 3.00 | 50.00/11363 | 62.5 | 2.17 |
| S55H | 41.40 | 17.78 | 22.00 | 9.00 | 39.5 | 43.3 | 23.00 | 3.00 | 55.00/12633 | 72.6 | 6.94 |
| CA2050 | 31.75 | 10.16 | 9.40 | 5.08 | 20.7 | 22.2 | 15.09 | 2.03 | 22.20/5045 | 28.1 | 0.78 |
| Ca2060 | 38.10 | 11.91 | 12.57 | 5.94 | 25.9 | 27.7 | 18.00 | 2.42 | 31.80/7227 | 36.8 | 1.12 |
| CA550HD | 41.40 | 16.66 | 19.48 | 8.28 | 36.8 | 40.3 | 19.81 | 3.10 | 39.11/8886 | 50.8 | 2.16 |
| CA550R | 41.40 | 16.87 | 19.80 | 7.19 | 36.3 | 39.3 | 19.30 | 3.10 | 57.70/13113 | 61.5 | 2.20 |



传动链
Driving Chain

曳引链
Hoisting Chain

输送链
Conveyor Chain

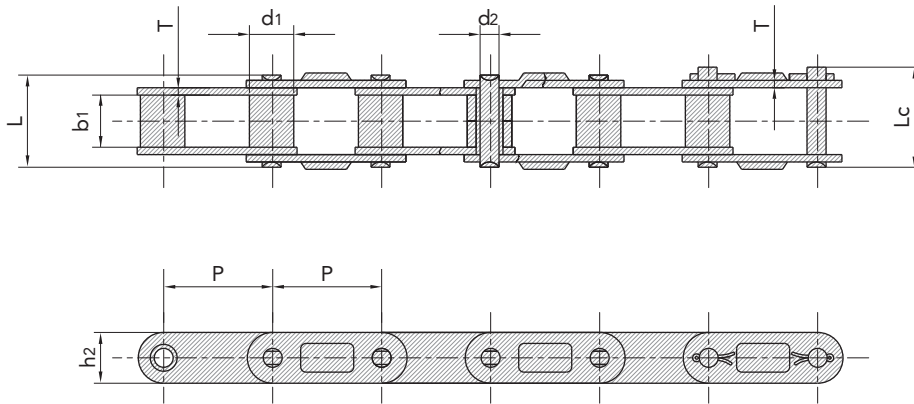
不锈钢链
Stainless Steel Chain

农机链
Agricultural Chain

CA型钢制农机链 CA type steel agricultural chain

CA型钢制农机链 CA type steel agricultural chain

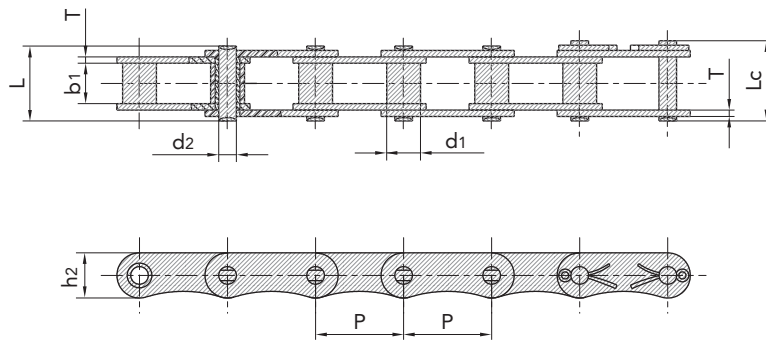
| 链号 SFR | 节距 Pitch | 滚子直径 Roller diameter | 内节内宽 Width between inner plates | 销轴直径 Pin diameter | 销轴长度 Pin length | | 链板尺寸 Plate dimension | | 极限拉伸载荷 Ultimate tensile strength | 平均拉伸载荷 Average tensile strength | 每米长重 Weight per meter |
|---------------|-------------|-------------------------|------------------------------------|----------------------|--------------------|--------|-------------------------|-------|-------------------------------------|------------------------------------|--------------------------|
| SFR Chain No. | P | d1 max | b1 min | d2 max | L max | Lc max | h2 max | T max | Q min | Q0 | q |
| | mm | mm | mm | mm | mm | mm | mm | mm | kN/lbf | kN | kg/m |
| CA2801 | 30.00 | 15.88 | 19.05 | 8.28 | 36.1 | 39.4 | 20.5 | 3.00 | 50.00/11247. | 55.0 | 2.51 |
| CA550D | 41.40 | 16.87 | 19.81 | 7.19 | 35.0 | 38.0 | 19.3 | 2.80 | 39.10/8886 | 51.2 | 1.94 |
| CA555D | 41.40 | 16.87 | 12.70 | 7.19 | 29.1 | 32.0 | 19.3 | 3.10 | 38.10/8886 | 56.0 | 1.72 |
| CA557D | 41.40 | 17.78 | 20.24 | 8.00 | 37.4 | 40.6 | 23.1 | 3.10 | 55.61/12639 | 74.3 | 2.60 |
| CA620D | 42.01 | 17.91 | 24.51 | 7.19 | 41.8 | 45.2 | 20.2 | 3.25 | 39.10/8886 | 55.1 | 2.35 |



特殊农机链及附件 Special agricultural chain & Attachments

特殊农机链及附件 Special agricultural chain & Attachments

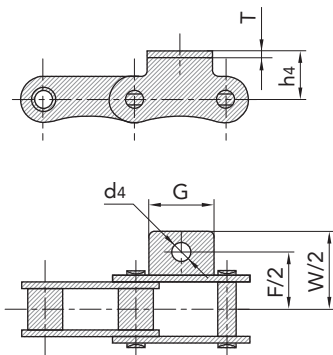
| 链号 SFR | 节距 Pitch | 滚子直径 Roller diameter | 内节内宽 Width between inner plates | 销轴直径 Pin diameter | 销轴长度 Pin length | | 链板尺寸 Plate dimension | | 极限拉伸载荷 Ultimate tensile strength | 每米长重 Weight per meter |
|---------------|-------------|-------------------------|------------------------------------|----------------------|--------------------|--------|-------------------------|-------|-------------------------------------|--------------------------|
| SFR Chain No. | P | d1 max | b1 min | d2 max | L max | Lc max | h2 max | T max | Q min | q |
| | mm | mm | mm | mm | mm | mm | mm | mm | kN/lbf | kg/m |
| LV40 | 40.00 | 12.00 | 22.00 | 6.00 | 38.10 | 40.50 | 17.50 | 3.00 | 31.4/7136 | 1.53 |



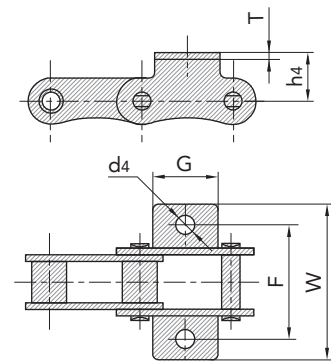
特殊农机链及附件 Special agricultural chain & Attachments

| 附件号 SFR | 链号 SFR | G | F | W | h4 | d4 | T | |
|--------------|---------------|------|------|------|------|------|-----|-----|
| SFR Att. No. | SFR Chain No. | mm | mm | mm | mm | mm | mm | |
| A1 | K1 | LV40 | 33.0 | 50.0 | 69.0 | 17.0 | 8.5 | 3.0 |

A1



K1



传动链
Driving Chain

曳引链
Hoisting Chain

输送链
Conveyor Chain

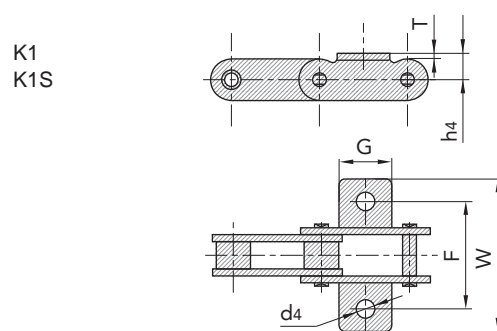
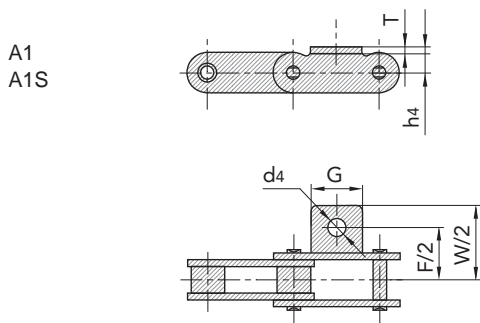
不锈钢链
Stainless Steel Chain

农机链
Agricultural Chain

C型钢制农机链附件 C type steel agricultural chain attachments

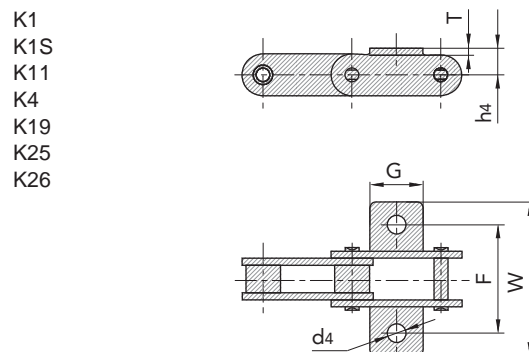
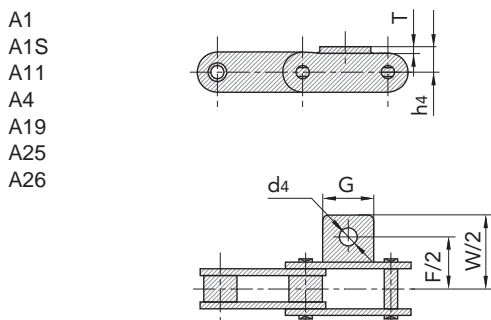
C型钢制农机链附件 C type steel agricultural chain attachments

| 附件号 SFR | | 链号 SFR | G | F | W | d4 | h4 | T |
|-----------------|-----|------------------|------|------|------|-----|------|------|
| SFR Att. No. | | SFR Chain No. | mm | mm | mm | mm | mm | mm |
| A1 | K1 | CA620 | 22.2 | 62.7 | 80.2 | 7.1 | 11.5 | 3.25 |
| A1S | K1S | CA620 | 22.2 | 62.7 | 80.2 | 8.7 | 11.5 | 3.25 |



C型钢制农机链附件 C type steel agricultural chain attachments

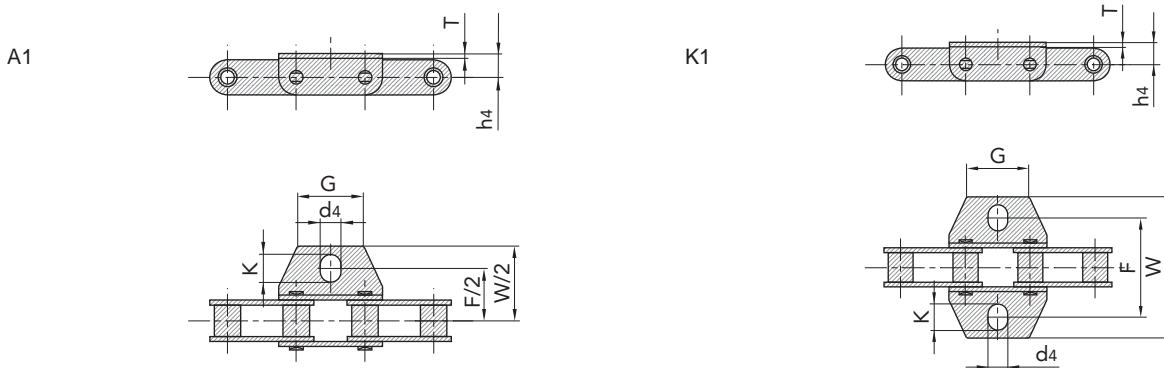
| 附件号 SFR | | 链号 SFR | G | F | W | d4 | h4 | T |
|-----------------|------|------------------|-------|-------|--------|-------|-------|------|
| SFR Att. No. | | SFR Chain No. | mm | mm | mm | mm | mm | mm |
| A1 | K1 | CA2060H | 28.60 | 42.90 | 67.80 | 5.50 | 14.70 | 3.25 |
| A1S | K1S | CA2060H | 28.60 | 42.90 | 67.80 | 6.65 | 14.70 | 3.25 |
| A11 | K11 | CA2060H | 28.60 | 42.90 | 67.80 | 8.70 | 14.70 | 3.25 |
| A4* | K4* | CA557 | 38.10 | 73.60 | 104.54 | 10.30 | 15.88 | 4.80 |
| A19 | K19 | CA557 | 28.60 | 50.80 | 72.10 | 7.10 | 14.30 | 3.10 |
| A25* | K25* | CA557 | 28.60 | 50.80 | 72.10 | 8.70 | 14.30 | 3.10 |
| A26 | K26 | CA2060H | 28.60 | 42.90 | 37.80 | 10.30 | 14.70 | 3.25 |



C型钢制农机链附件 C type steel agricultural chain attachments

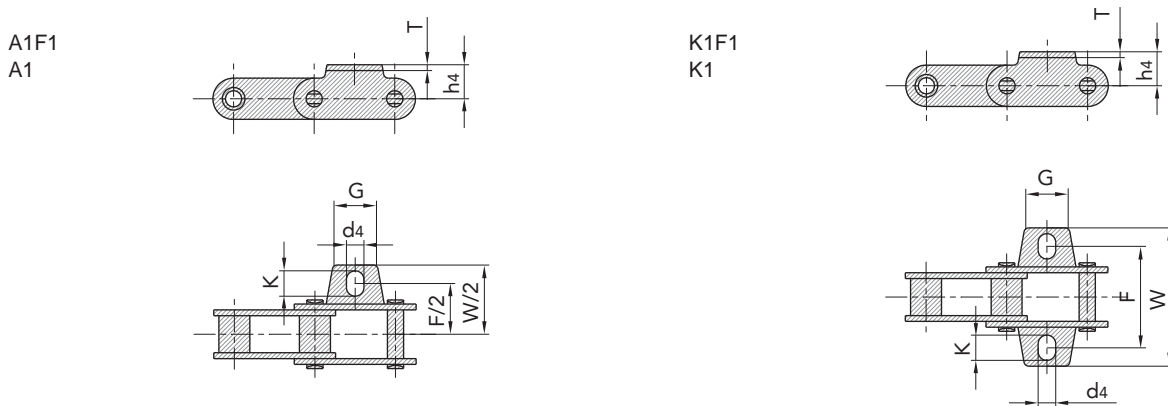
C型钢制农机链附件 C type steel agricultural chain attachments

| 附件号 SFR | | 链号 SFR | G | F | W | d4 | K | h4 | T |
|-----------------|----|------------------|------|------|------|------|-------|------|-----|
| SFR Att. No. | | SFR Chain No. | mm | mm | mm | mm | mm | mm | mm |
| A1 | K1 | CA624 | 29.0 | 58.0 | 87.0 | 10.5 | 12.50 | 14.0 | 3.0 |



C型钢制农机链附件 C type steel agricultural chain attachments

| 附件号 SFR | | 链号 SFR | G | F | W | d4 | K | h4 | T |
|-----------------|------|------------------|------|------|------|-----|------|------|-----|
| SFR Att. No. | | SFR Chain No. | mm | mm | mm | mm | mm | mm | mm |
| A1F1 | K1F1 | 38.4V | 22.0 | 57.5 | 82.0 | 9.0 | 11.0 | 15.4 | 3.0 |
| A1 | K1 | CA550 | 22.0 | 52.5 | 76.2 | 8.3 | 10.0 | 12.7 | 2.8 |
| A1 | K1 | CA555 | 22.0 | 52.5 | 76.2 | 8.3 | 10.0 | 12.7 | 3.1 |

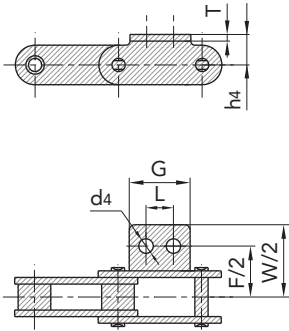


C型钢制农机链附件 C type steel agricultural chain attachments

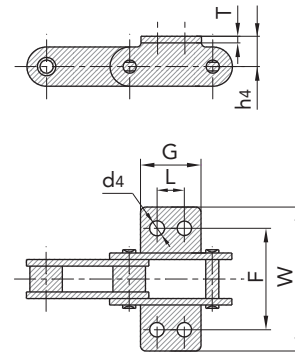
C型钢制农机链附件 C type steel agricultural chain attachments

| 附件号 SFR | | 链号 SFR | G | L | F | W | d4 | h4 | T |
|-----------------|-----|------------------|------|------|------|------|-----|------|------|
| SFR Att. No. | | SFR Chain No. | mm | mm | mm | mm | mm | mm | mm |
| A2 | K2 | CA2060H | 28.6 | 14.3 | 42.9 | 67.8 | 5.5 | 14.7 | 3.25 |
| A2S | K2S | CA2060H | 28.6 | 14.3 | 42.9 | 67.8 | 7.1 | 14.7 | 3.25 |

A2
A2S



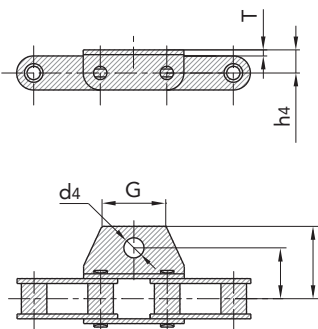
K2
K2S



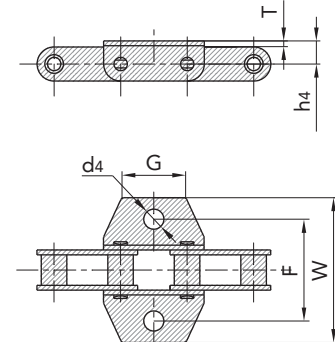
C型钢制农机链附件 C type steel agricultural chain attachments

| 附件号 SFR | | 链号 SFR | G | F | W | d4 | h4 | T |
|-----------------|-----|------------------|------|------|------|------|------|-----|
| SFR Att. No. | | SFR Chain No. | mm | mm | mm | mm | mm | mm |
| A18 | K18 | CA550R | 22.6 | 54.0 | 71.6 | 8.5 | 12.7 | 3.1 |
| A69 | K69 | 38.4R | 40.0 | 57.0 | 84.0 | 10.5 | 16.5 | 2.5 |
| A70 | K70 | CA624 | 40.0 | 57.0 | 86.0 | 10.5 | 16.0 | 3.0 |

A18
A69
A70



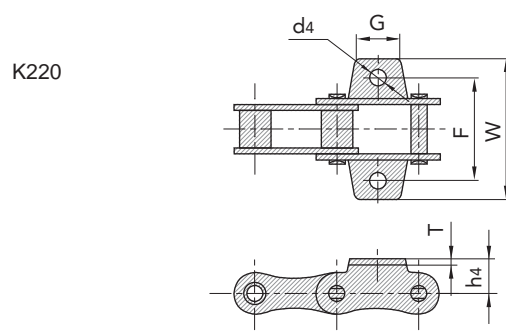
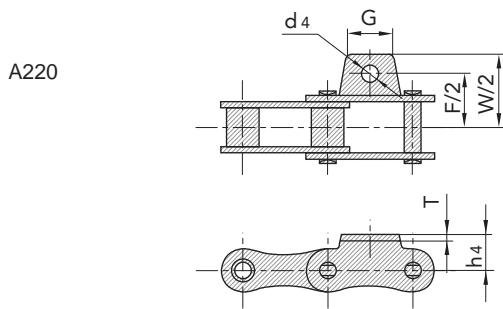
K18
K69
K70



C型钢制农机链附件 C type steel agricultural chain attachments

C型钢制农机链附件 C type steel agricultural chain attachments

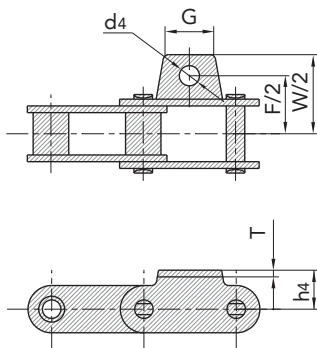
| 附件号 SFR | | 链号 SFR | G | F | W | d4 | h4 | T |
|-----------------|------|------------------|------|------|------|-----|------|-----|
| SFR Att. No. | | SFR Chain No. | mm | mm | mm | mm | mm | mm |
| A220 | K220 | CA413 | 22.0 | 70.5 | 90.0 | 8.5 | 16.0 | 3.0 |



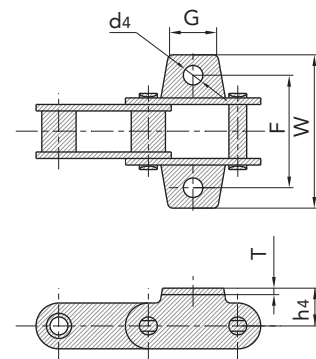
C型钢制农机链附件 C type steel agricultural chain attachments

| 附件号 SFR | | 链号 SFR | G | F | W | d4 | h4 | T |
|-----------------|------|------------------|------|------|-------|------|------|-----|
| SFR Att. No. | | SFR Chain No. | mm | mm | mm | mm | mm | mm |
| A1 | K1 | 38.4V | 22.0 | 57.5 | 82.0 | 9.0 | 15.4 | 3.0 |
| A1 | K1 | CA550V | 27.0 | 54.0 | 75.54 | 8.5 | 16.5 | 3.0 |
| A1F1 | K1F1 | CA550V | 27.0 | 50.8 | 75.54 | 8.5 | 16.5 | 3.0 |
| A27 | K27 | CA550 | 22.2 | 53.9 | 71.4 | 8.7 | 12.7 | 2.8 |
| A27S | K27S | CA550 | 22.2 | 53.9 | 71.4 | 10.3 | 12.7 | 2.8 |
| A29 | K29 | CA550 | 22.2 | 50.8 | 71.4 | 10.3 | 12.7 | 2.8 |

A1
A1F1
A27
A27S
A29



K1
K1F1
K27
K27S
K29



传动链
Driving Chain

曳引链
Hoisting Chain

输送链
Conveyor Chain

不锈钢链
Stainless Steel Chain

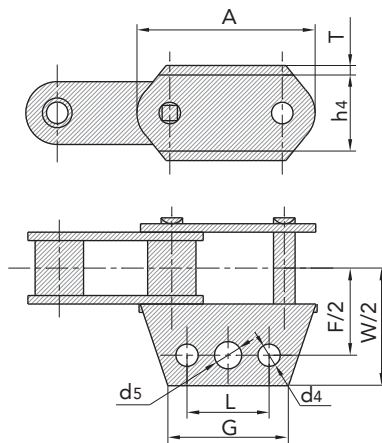
农机链
Agricultural Chain

C型钢制农机链附件 C type steel agricultural chain attachments

C型钢制农机链附件 C type steel agricultural chain attachments

| 附件号 SFR | 链号 SFR | A | L | G | F | W | h4 | d4 | d5 | T |
|-----------------|------------------|------|-------|-------|------|------|-------|------|-----|-----|
| SFR Att. No. | SFR Chain No. | mm | mm | mm | mm | mm | mm | mm | mm | mm |
| AA3 | CA550 | 63.5 | 30.22 | 44.45 | 64.1 | 81.4 | 23.88 | 8.25 | 9.9 | 2.8 |

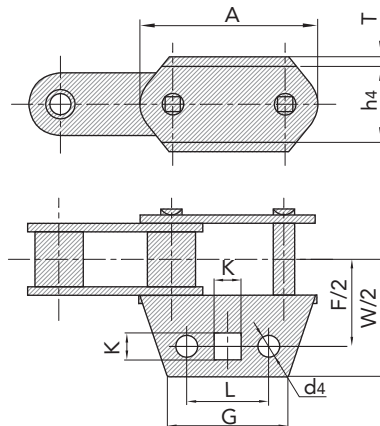
AA3



C型钢制农机链附件 C type steel agricultural chain attachments

| 附件号 SFR | 链号 SFR | A | L | G | F | W | h4 | d4 | K | T |
|-----------------|------------------|-------|-------|-------|-------|------|------|------|-----|-----|
| SFR Att. No. | SFR Chain No. | mm | mm | mm | mm | mm | mm | mm | mm | mm |
| AA3 | CA557 | 66.55 | 30.22 | 44.45 | 60.54 | 86.6 | 23.9 | 8.25 | 9.7 | 3.5 |

AA3



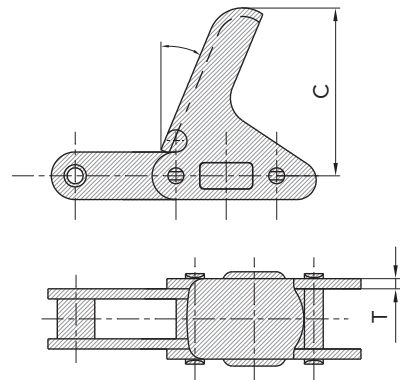
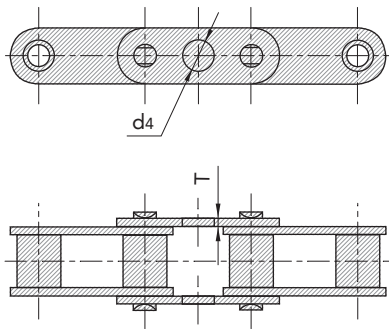
C型钢制农机链附件 C type steel agricultural chain attachments

C型钢制农机链附件

| 附件号 SFR | 链号 SFR | d4 | T |
|-----------------|------------------|------|------|
| SFR Att. No. | SFR Chain No. | mm | mm |
| B1 | CA2060H | 8.33 | 3.25 |

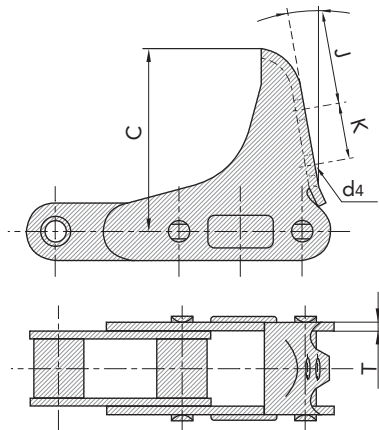
C type steel agricultural chain attachments

| 附件号 SFR | 链号 SFR | | C | T |
|-----------------|------------------|-------|-------|------|
| SFR Att. No. | SFR Chain No. | | mm | mm |
| C2E | CA2060H | 22.5° | 76.20 | 3.25 |



C型钢制农机链附件 C type steel agricultural chain attachments

| 附件号 SFR | 链号 SFR | | C | K | J | d4 | T |
|-----------------|------------------|-----|------|------|------|-----|-----|
| SFR Att. No. | SFR Chain No. | | mm | mm | mm | mm | mm |
| C3E | CA555 | 10° | 61.5 | 19.0 | 22.5 | 7.0 | 3.1 |



传动链
Driving Chain

曳引链
Hoisting Chain

输送链
Conveyor Chain

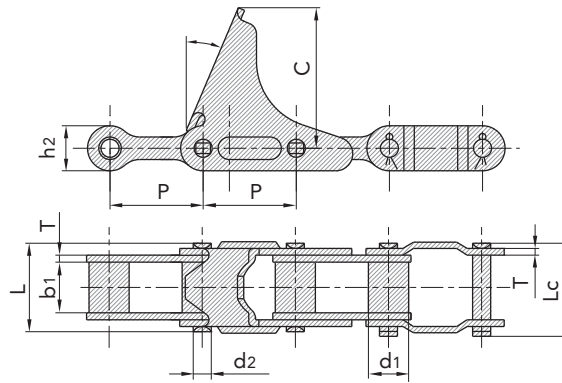
不锈钢链
Stainless Steel Chain

农机链
Agricultural Chain

C型钢制农机链附件 C type steel agricultural chain attachments

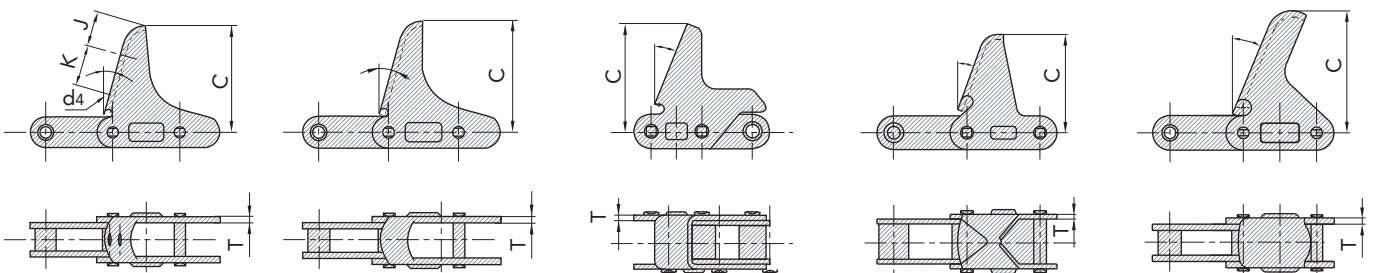
C型钢制农机链附件 C type steel agricultural chain attachments

| 附件 SFR | 链号 SFR | 节距 Pitch | 滚子直径 Roller diameter | 内节内宽 Width between inner plates | 销轴直径 Pin diameter | 销轴长度 Pin length | | 链板尺寸 Plate dimension | | 附件尺寸 Attachment dimension | | 极限拉伸载荷 Ultimate tensile strength | 平均拉伸载荷 Average tensile strength |
|--------------|---------------|-------------|-------------------------|------------------------------------|----------------------|--------------------|--------|-------------------------|---------|------------------------------|-----|-------------------------------------|------------------------------------|
| SFR Att. No. | SFR Chain No. | P | d1 max | b1 min | d2 max | L max | Lc max | h2 max | t/T max | C | | Q min | q |
| | | mm | mm | mm | mm | mm | mm | mm | mm | mm | | kN/lbf | kN |
| C5E | ZGS41.4 | 41.4 | 17.85 | 23.0 | 8.2 | 39.5 | 41.4 | 20.0 | 3.0 | 62.5 | 23° | 39.1/8795 | 2.82 |
| C6E | ZGS41.4 | 41.4 | 17.85 | 23.0 | 8.2 | 39.5 | 41.4 | 20.0 | 3.0 | 84.0 | 23° | 39.1/8795 | 2.99 |



C型钢制农机链附件 C type steel agricultural chain attachments

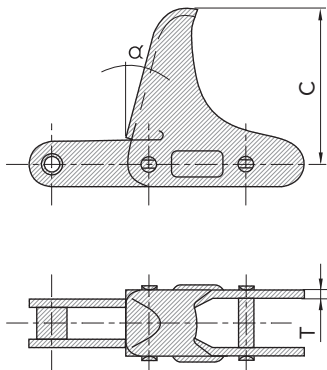
| 附件号 SFR | 链号 SFR | | C | K | J | d4 | T |
|--------------|---------------|-------|-------|------|------|-----|------|
| SFR Att. No. | SFR Chain No. | | mm | mm | mm | mm | mm |
| C6E | CA550 | 20.0° | 55.60 | | | | 2.8 |
| C6E | CA555 | 15.0° | 63.50 | | | | 3.1 |
| C6EJ | CA555 | 15.0° | 66.00 | 25.5 | 21.5 | 7.0 | 3.1 |
| C6E | CA2060H | 22.5° | 63.50 | | | | 3.25 |
| C6E | CA2801 | 22.0° | 63.85 | | | | 3.0 |



C型钢制农机链附件 C type steel agricultural chain attachments

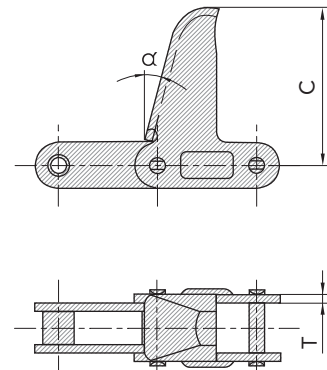
C型钢制农机链附件

| 附件号 SFR | 链号 SFR | | C | T |
|-----------------|------------------|-------|------|-----|
| SFR Att. No. | SFR Chain No. | | mm | mm |
| C11E | CA550 | 17.0° | 63.5 | 2.8 |



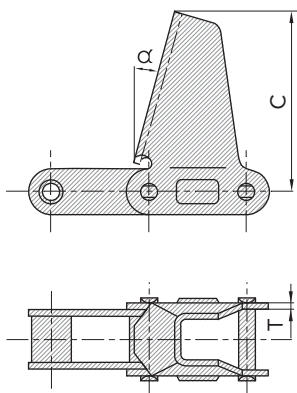
C type steel agricultural chain attachments

| 附件号 SFR | 链号 SFR | | C | T |
|-----------------|------------------|-------|------|------|
| SFR Att. No. | SFR Chain No. | | mm | mm |
| C13E | CA620 | 15.0° | 92.1 | 3.25 |
| C13E | CA550 | 15.0° | 92.1 | 2.80 |



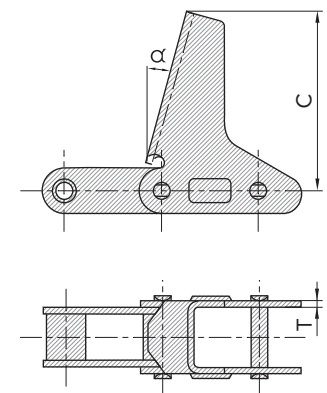
C型钢制农机链附件

| 附件号 SFR | 链号 SFR | | C | T |
|-----------------|------------------|-------|------|-----|
| SFR Att. No. | SFR Chain No. | | mm | mm |
| C17E | CA550 | 20.0° | 76.2 | 2.8 |



C type steel agricultural chain attachments

| 附件号 SFR | 链号 SFR | | C | T |
|-----------------|------------------|-------|------|------|
| SFR Att. No. | SFR Chain No. | | mm | mm |
| C17E | CA555 | 22.5° | 76.2 | 3.25 |



传动链
Driving Chain

曳引链
Hoisting Chain

输送链
Conveyor Chain

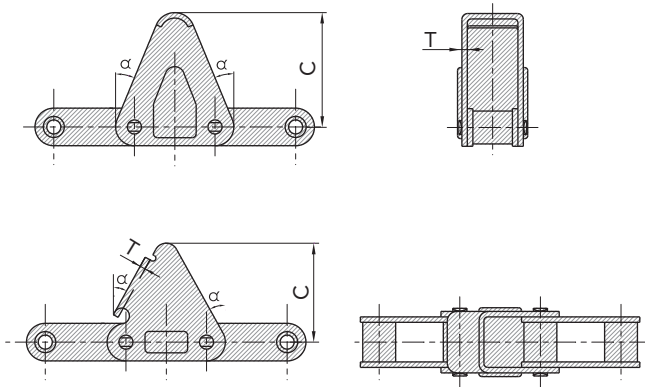
不锈钢链
Stainless Steel Chain

农机链
Agricultural Chain

C型钢制农机链附件 C type steel agricultural chain attachments

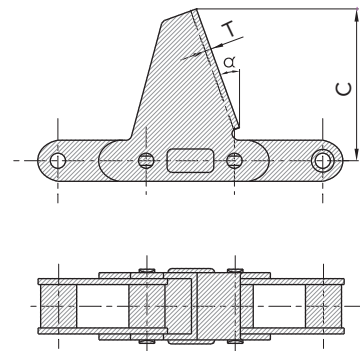
C型钢制农机链附件

| 附件号 SFR | 链号 SFR | | C | T |
|-----------------|------------------|-------|------|------|
| SFR Att. No. | SFR Chain No. | | mm | mm |
| C30E | CA620 | 22.5° | 58.7 | 3.25 |
| | CA550 | 29.0° | 50.8 | 2.80 |



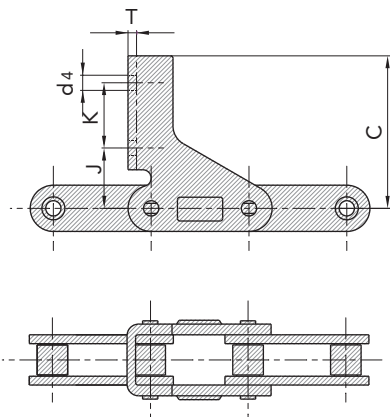
C type steel agricultural chain attachments

| 附件号 SFR | 链号 SFR | | C | T |
|-----------------|------------------|-------|------|-----|
| SFR Att. No. | SFR Chain No. | | mm | mm |
| CPE | CA550 | 20.0° | 74.5 | 2.8 |



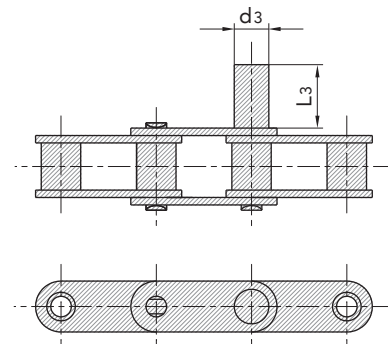
C型钢制农机链附件

| 附件号 SFR | 链号 SFR | K | J | d4 | C | T |
|-----------------|------------------|------|------|-----|------|------|
| SFR Att. No. | SFR Chain No. | mm | mm | mm | mm | mm |
| CPE | C2060H | 25.4 | 23.5 | 5.9 | 59.4 | 3.25 |



C type steel agricultural chain attachments

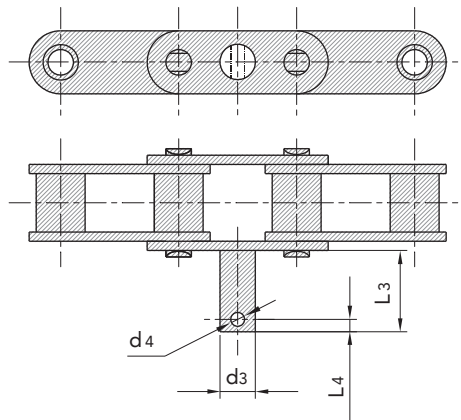
| 附件号 SFR | 链号 SFR | d3 | L3 |
|-----------------|------------------|------|-------|
| SFR Att. No. | SFR Chain No. | mm | mm |
| D1EP | CA550 | 12.7 | 31.75 |
| D1EP | CA620 | 12.7 | 44.45 |
| D1EP1 | CA620 | 14.3 | 31.75 |
| D1EP2 | CA550 | 12.7 | 50.80 |
| D1EP5 | CA620 | 12.7 | 38.10 |
| D1ERS | CA620 | 14.3 | 38.10 |



C型钢制农机链附件 C type steel agricultural chain attachments

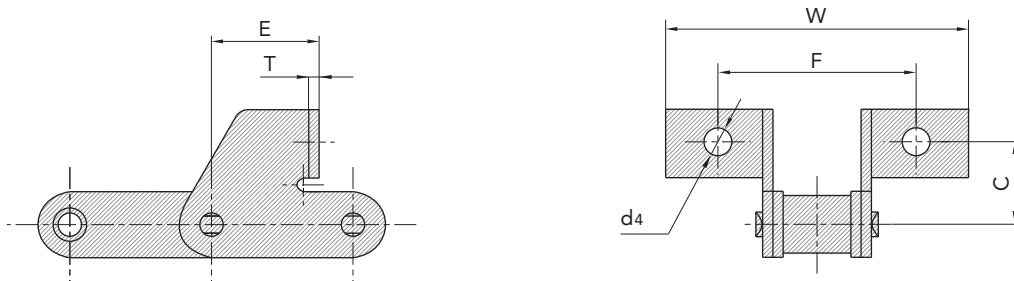
C型钢制农机链附件 C type steel agricultural chain attachments

| 附件号 SFR | 链号 SFR | L3 | d3 | L4 | d4 |
|-----------------|------------------|------|------|-----|-----|
| SFR Att. No. | SFR Chain No. | mm | mm | mm | mm |
| D11 | CA550 | 25.4 | 12.7 | 4.8 | 3.6 |



C型钢制农机链附件 C type steel agricultural chain attachments

| 附件号 SFR | 链号 SFR | F | W | C | d4 | E | T |
|-----------------|------------------|------|------|------|-----|------|-----|
| SFR Att. No. | SFR Chain No. | mm | mm | mm | mm | mm | mm |
| F1 | CA624 | 52.0 | 73.0 | 24.0 | 8.3 | 38.4 | 3.0 |
| F45 | 38.4R | 52.0 | 69.8 | 24.0 | 8.4 | 37.5 | 2.5 |
| SDF1 | 38.4R | 52.0 | 70.0 | 24.5 | 8.4 | 38.4 | 2.5 |
| SD | 38.4R | 52.0 | 69.8 | 24.0 | 8.4 | 38.4 | 3.0 |



传动链
Driving Chain

曳引链
Hoisting Chain

输送链
Conveyor Chain

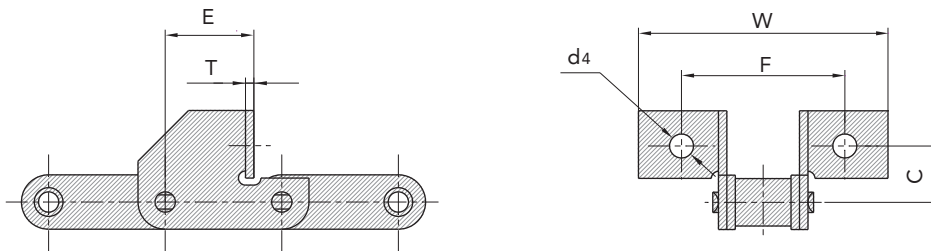
不锈钢链
Stainless Steel Chain

农机链
Agricultural Chain

C型钢制农机链附件 C type steel agricultural chain attachments

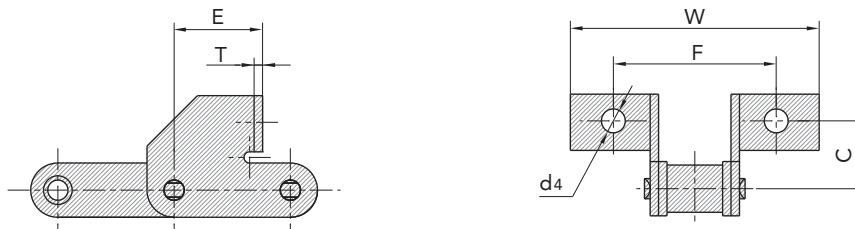
C型钢制农机链附件 C type steel agricultural chain attachments

| 附件号 SFR | 链号 SFR | F | W | C | d4 | E | T |
|-----------------|------------------|------|------|------|-----|------|-----|
| SFR Att. No. | SFR Chain No. | mm | mm | mm | mm | mm | mm |
| F1* | CA550 | 62.0 | 84.0 | 20.0 | 8.6 | 32.5 | 2.8 |
| F1 | CA550R | 58.0 | 88.6 | 20.0 | 6.2 | 31.5 | 3.1 |



C型钢制农机链附件 C type steel agricultural chain attachments

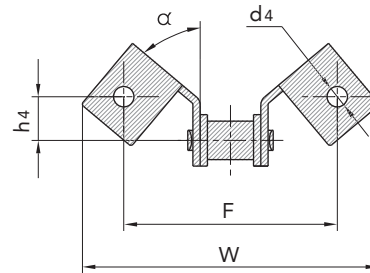
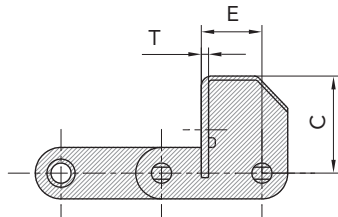
| 附件号 SFR | 链号 SFR | F | W | C | d4 | E | T |
|-----------------|------------------|------|------|------|-----|------|-----|
| SFR Att. No. | SFR Chain No. | mm | mm | mm | mm | mm | mm |
| F4 | CA550 | 47.6 | 71.4 | 31.0 | 8.6 | 36.9 | 2.8 |



C型钢制农机链附件 C type steel agricultural chain attachments

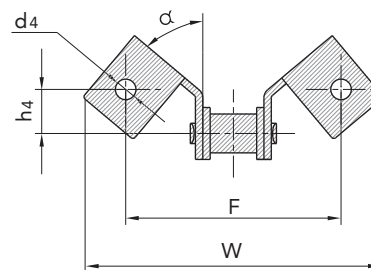
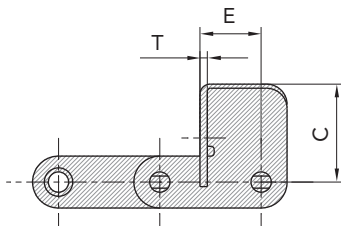
C型钢制农机链附件 C type steel agricultural chain attachments

| 附件号 SFR | 链号 SFR | F | W | C | h4 | E | d4 | T | |
|-----------------|------------------|-------|--------|-------|-------|-------|------|-----|-------|
| SFR Att. No. | SFR Chain No. | mm | mm | mm | mm | mm | mm | mm | |
| F14 | CA550 | 79.25 | 103.84 | 31.75 | 15.75 | 20.32 | 10.0 | 2.8 | 65.0° |
| SE | CA550 | 79.38 | 106.58 | 31.75 | 15.88 | 21.34 | 8.6 | 2.8 | 57.0° |
| SF | CA550 | 79.38 | 106.58 | 31.75 | 15.88 | 21.34 | 10.3 | 2.8 | 57.0° |
| SFD | CA550HD | 79.38 | 109.73 | 50.11 | 28.58 | 24.28 | 8.33 | 3.1 | 22.0° |



C型钢制农机链附件 C type steel agricultural chain attachments

| 附件号 SFR | 链号 SFR | F | W | C | h4 | E | d4 | T | |
|-----------------|------------------|-------|--------|------|-------|------|------|-----|-------|
| SFR Att. No. | SFR Chain No. | mm | mm | mm | mm | mm | mm | mm | |
| F15 | CA550 | 79.0 | 107.20 | 33.5 | 14.85 | 19.0 | 8.5 | 2.8 | 67.5° |
| F17 | CA550 | 114.3 | 139.42 | 41.0 | 20.60 | 25.4 | 10.0 | 2.8 | 60.0° |



传动链
Driving Chain

电引链
Hoisting Chain

输送链
Conveyor Chain


不锈钢链
Stainless Steel Chain

农机链
Agricultural Chain

C型钢制农机链附件 C type steel agricultural chain attachments

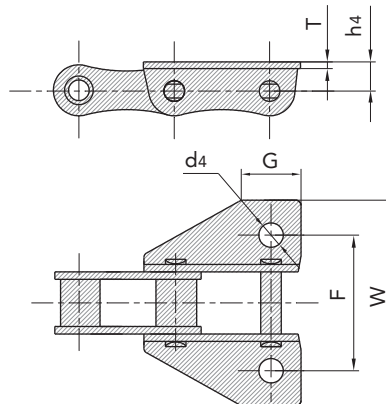
C型钢制农机链附件 C type steel agricultural chain attachments

| 附件号 SFR | 链号 SFR | F | W | C | d4 | E | T |
|-----------------|------------------|------|------|------|-----|------|-----|
| SFR Att. No. | SFR Chain No. | mm | mm | mm | mm | mm | mm |
| F4 | CA413 | 60.0 | 83.5 | 25.0 | 6.5 | 28.6 | 3.0 |



C型钢制农机链附件 C type steel agricultural chain attachments

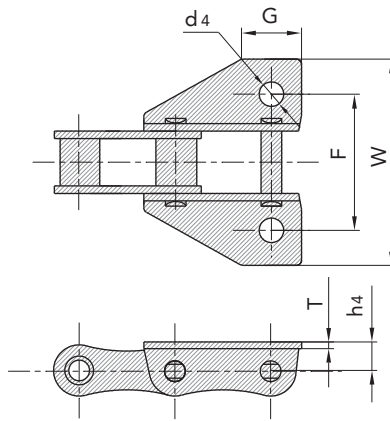
| 附件号 SFR | 链号 SFR | F | W | C | d4 | E | T |
|-----------------|------------------|------|-------|------|------|------|-----|
| SFR Att. No. | SFR Chain No. | mm | mm | mm | mm | mm | mm |
| K39 | A550 | 31.8 | 50.80 | 71.4 | 8.33 | 12.7 | 2.8 |
| K39G | A550 | 31.8 | 54.00 | 71.4 | 6.75 | 12.7 | 2.8 |
| K39M | A550 | 31.8 | 50.80 | 71.4 | 9.92 | 12.7 | 2.8 |
| K39M | A557 | 31.0 | 57.15 | 78.0 | 10.5 | 14.2 | 3.1 |
| K39S | A550 | 19.1 | 50.80 | 71.4 | 8.33 | 12.7 | 2.8 |



C型钢制农机链附件 C type steel agricultural chain attachments

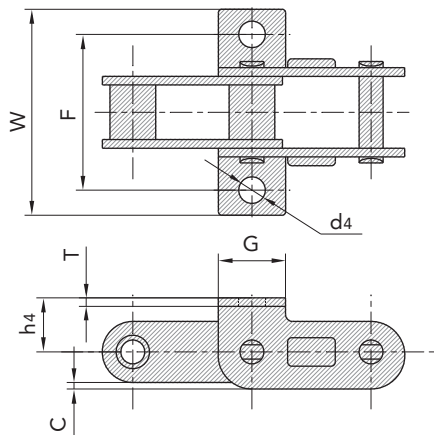
C型钢制农机链附件 C type steel agricultural chain attachments

| 附件号 SFR | 链号 SFR | G | F | W | d4 | h4 | T |
|-----------------|------------------|------|-------|------|------|------|-----|
| SFR Att. No. | SFR Chain No. | mm | mm | mm | mm | mm | mm |
| K35 | CA557 | 31.8 | 50.80 | 73.4 | 8.7 | 13.8 | 3.1 |
| K35M | CA557 | 31.8 | 50.80 | 73.4 | 10.3 | 13.8 | 3.1 |
| AK39* | CA550 | 31.8 | 50.80 | 71.4 | 8.6 | 12.7 | 2.8 |
| K39 | CA557 | 31.8 | 57.15 | 73.6 | 8.7 | 13.8 | 3.1 |
| K39M | CA550HD | 31.8 | 57.15 | 77.6 | 10.2 | 14.0 | 3.1 |
| AK39M* | CA550 | 31.8 | 50.80 | 71.4 | 10.3 | 12.7 | 2.8 |
| AK39S* | CA550 | 19.1 | 50.80 | 71.4 | 8.6 | 12.7 | 2.8 |



C型钢制农机链附件 C type steel agricultural chain attachments

| 附件号 SFR | 链号 SFR | F | W | d4 | G | C | h4 | T |
|-----------------|------------------|------|------|------|------|-----|------|-----|
| SFR Att. No. | SFR Chain No. | mm | mm | mm | mm | mm | mm | mm |
| K39 | CA555 | 42.9 | 60.3 | 6.75 | 21.8 | 2.5 | 19.1 | 3.1 |



传动链
Driving Chain

曳引链
Hoisting Chain

输送链
Conveyor Chain

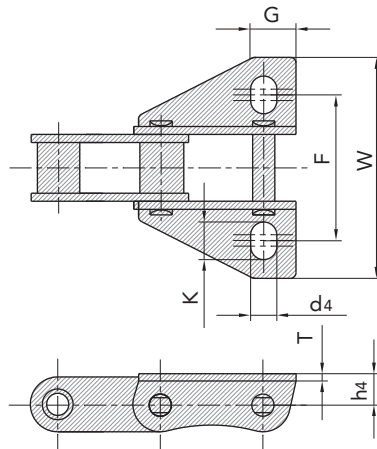
不锈钢链
Stainless Steel Chain

农机链
Agricultural Chain

C型钢制农机链附件 C type steel agricultural chain attachments

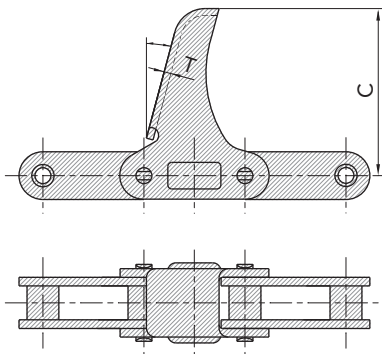
C型钢制农机链附件 C type steel agricultural chain attachments

| 附件号 SFR | 链号 SFR | G | F | W | d4 | K | h4 | T |
|-----------------|------------------|------|------|------|-----|------|------|-----|
| SFR Att. No. | SFR Chain No. | mm | mm | mm | mm | mm | mm | mm |
| K39M | CA557 | 29.5 | 50.8 | 71.4 | 9.9 | 13.0 | 12.7 | 3.1 |



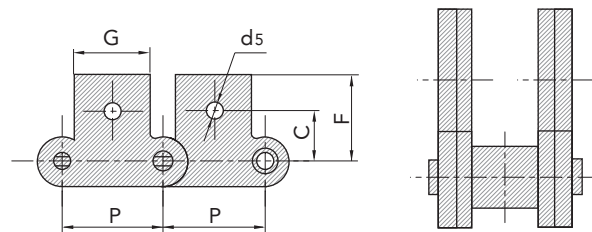
C型钢制农机链附件

| 附件号 SFR | 链号 SFR | C | T |
|-----------------|------------------|-------|------|
| SFR Att. No. | SFR Chain No. | mm | mm |
| LV41N | CA550 | 15.0° | 68.5 |



C type steel agricultural chain attachments

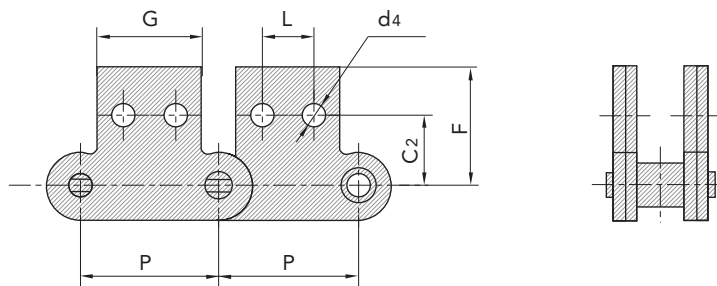
| 附件号 SFR | 链号 SFR | G | C | F | d4 | T |
|-----------------|------------------|------|------|------|-----|------|
| SFR Att. No. | SFR Chain No. | mm | mm | mm | mm | mm |
| M1 | C2060H | 28.6 | 17.5 | 32.9 | 9.2 | 3.25 |



C型钢制农机链附件 C type steel agricultural chain attachments

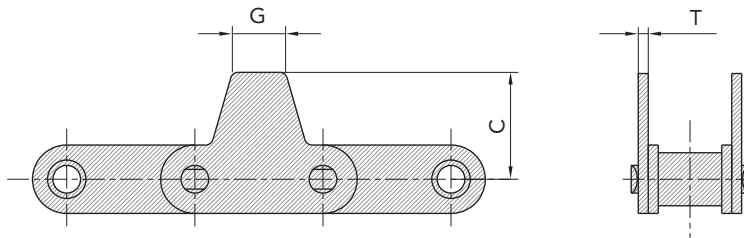
C型钢制农机链附件 C type steel agricultural chain attachments

| 附件号 SFR | 链号 SFR | G | L | C | F | d4 | T |
|-----------------|------------------|------|------|------|------|-----|------|
| SFR Att. No. | SFR Chain No. | mm | mm | mm | mm | mm | mm |
| M2 | CA2060H | 28.6 | 14.3 | 19.1 | 32.9 | 5.5 | 3.25 |



C型钢制农机链附件 C type steel agricultural chain attachments

| 附件号 SFR | 链号 SFR | C | G | T |
|-----------------|------------------|------|------|-----|
| SFR Att. No. | SFR Chain No. | mm | mm | mm |
| M19 | CA550 | 30.1 | 22.2 | 2.8 |



传动链
Driving Chain

电引链
Hoisting Chain

输送链
Conveyor Chain

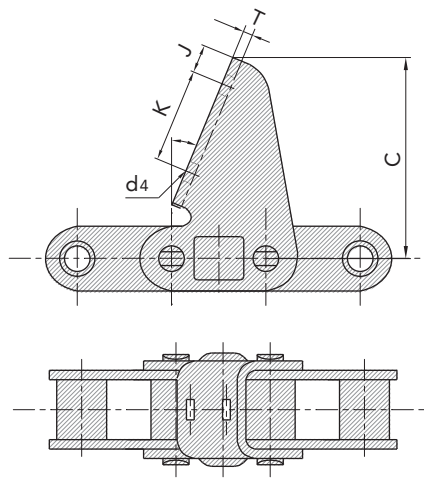
不锈钢链
Stainless Steel Chain

农机链
Agricultural Chain

C型钢制农机链附件 C type steel agricultural chain attachments

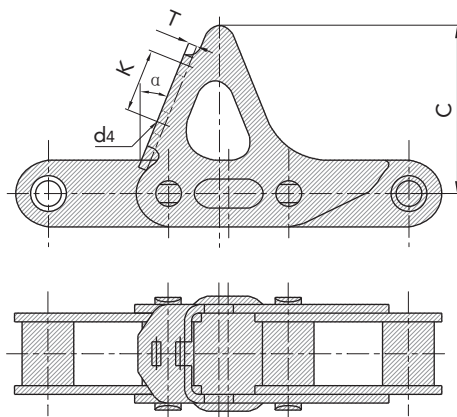
C型钢制农机链附件 C type steel agricultural chain attachments

| 附件号 SFR | 链号 SFR | | K | J | T | C | d4 |
|-----------------|------------------|-------|----|-----|-----|----|-----------|
| SFR Att. No. | SFR Chain No. | | mm | mm | mm | mm | mm |
| M20 | CA627 | 22.5° | 30 | 9.0 | 3.0 | 64 | 6.5 X 6.5 |



C型钢制农机链附件 C type steel agricultural chain attachments

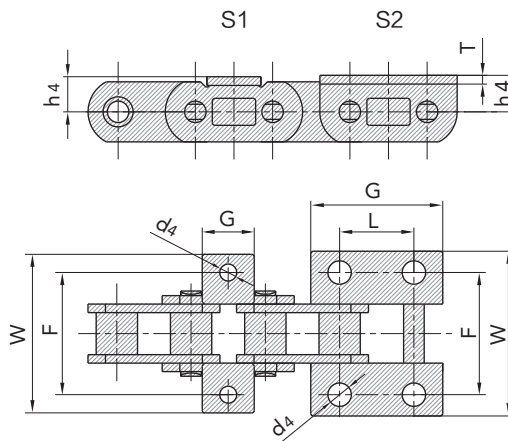
| 附件号 SFR | 链号 SFR | | K | T | C | d4 |
|-----------------|------------------|-------|------|-----|----|-----------|
| SFR Att. No. | SFR Chain No. | | mm | mm | mm | mm |
| M22 | S55H | 22.0° | 21.8 | 3.0 | 58 | 8.2 X 8.2 |



C型钢制农机链附件 C type steel agricultural chain attachments

C型钢制农机链附件 C type steel agricultural chain attachments

| 附件号 SFR | 链号 SFR | L | G | F | W | h4 | d4 | T |
|-----------------|------------------|-------|------|------|------|------|-----|------|
| SFR Att. No. | SFR Chain No. | mm | mm | mm | mm | mm | mm | mm |
| S1 | CAE44151 | | 20.0 | 47.0 | 61.0 | 13.0 | 6.5 | 3.25 |
| S2 | CAE44151 | 28.58 | 51.0 | 47.0 | 62.4 | 13.5 | 9.0 | .325 |

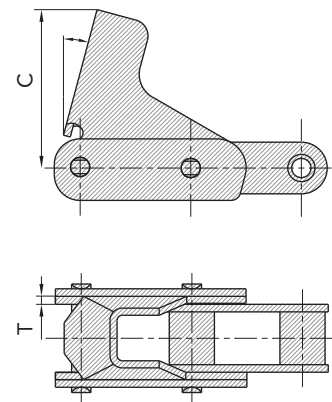
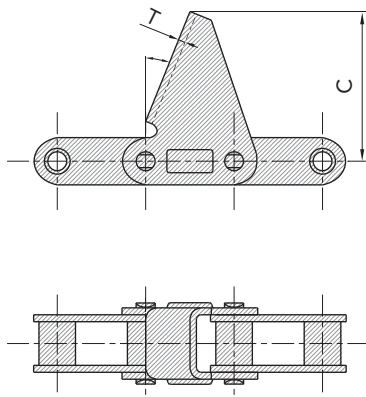


C型钢制农机链附件

| 附件号 SFR | 链号 SFR | C | T |
|-----------------|------------------|-------|------|
| SFR Att. No. | SFR Chain No. | mm | mm |
| S81 | CA624 | 22.0° | 65.0 |

C type steel agricultural chain attachments

| 附件号 SFR | 链号 SFR | C | T |
|-----------------|------------------|-------|------|
| SFR Att. No. | SFR Chain No. | mm | mm |
| TC61 | CA550 | 20.0° | 60.0 |



传动链
Driving Chain

曳引链
Hoisting Chain

输送链
Conveyor Chain

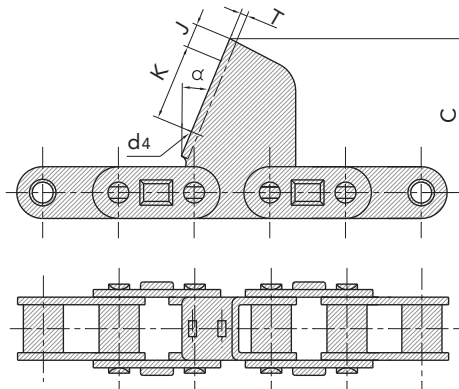
不锈钢链
Stainless Steel Chain

农机链
Agricultural Chain

C型钢制农机链附件 C type steel agricultural chain attachments

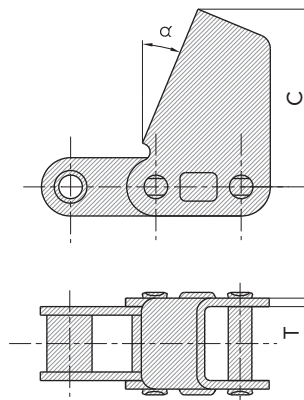
C型钢制农机链附件 C type steel agricultural chain attachments

| 附件号 SFR | 链号 SFR | | C | K | J | d4 | T |
|-----------------|------------------|-------|------|------|------|-----------|-----|
| SFR Att. No. | SFR Chain No. | | mm | mm | mm | mm | mm |
| TM91 | CA2801 | 22.5° | 62.5 | 30.0 | 10.5 | 6.3 X 6.3 | 3.0 |



C型钢制农机链附件 C type steel agricultural chain attachments

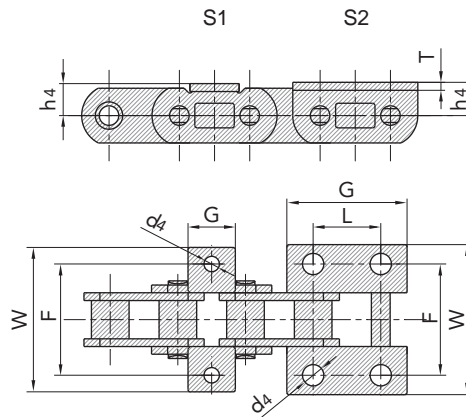
| 附件号 SFR | 链号 SFR | | C | T |
|-----------------|------------------|-------|------|-----|
| SFR Att. No. | SFR Chain No. | mm | mm | mm |
| TM91E | CA2801 | 22.5° | 62.5 | 3.0 |



C型钢制农机链附件 C type steel agricultural chain attachments

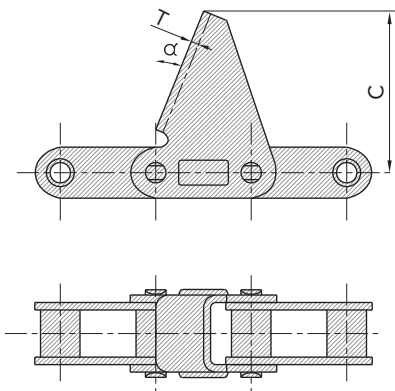
C型钢制农机链附件 C type steel agricultural chain attachments

| 附件号 SFR | 链号 SFR | L | G | F | W | h4 | d4 | T |
|-----------------|------------------|-------|------|------|------|------|-----|------|
| SFR Att. No. | SFR Chain No. | mm | mm | mm | mm | mm | mm | mm |
| S1 | CAE44151 | | 20.0 | 47.0 | 61.0 | 13.0 | 6.5 | 3.25 |
| S2 | CAE44151 | 28.58 | 51.0 | 47.0 | 62.4 | 13.5 | 9.0 | .325 |



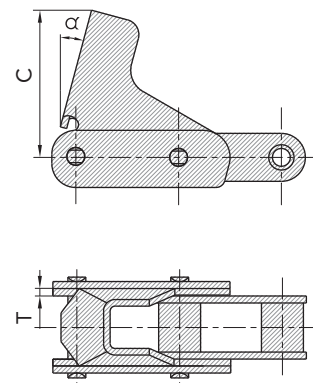
C型钢制农机链附件

| 附件号 SFR | 链号 SFR | C | T |
|-----------------|------------------|-------|------|
| SFR Att. No. | SFR Chain No. | mm | mm |
| S81 | CA624 | 22.0° | 65.0 |



C type steel agricultural chain attachments

| 附件号 SFR | 链号 SFR | C | T |
|-----------------|------------------|-------|------|
| SFR Att. No. | SFR Chain No. | mm | mm |
| TC61 | CA550 | 20.0° | 60.0 |



传动链
Driving Chain

曳引链
Hoisting Chain

输送链
Conveyor Chain

不锈钢链
Stainless Steel Chain


农机链
Agricultural Chain

功率曲线图 (A系列滚子链) Power Rating Graph (A series roller chain)

本功率曲线图的特定条件主要 The main specifics of this power graph are as follows

小链轮齿数为19
链条长度为120个节距
传动比从1:3到3:1
链传动的预期使用寿命为15000小时

For drive $Z_s=19$
Chain length: 120 pitches
Transmission ratio: 1:3 to 3:1
Service life of chain: 15000 hours



注：多排链的额定功率可由单排链的额定功率乘以排数系数得到。
Note: The rating power of multiple strand chain can be obtained by multiplying the strand factor by the rating power of single strand chain.

排数系数表 Strand factor table


| 排数 Number of strand | 1 | 2 | 3 | 4 | 5 | 6 |
|---------------------|-----|-----|-----|-----|-----|-----|
| 系数 Factor | 1.0 | 1.7 | 2.5 | 3.3 | 4.1 | 4.9 |

功率曲线图 (B系列滚子链) Power Rating Graph (B series roller chain)

本功率曲线图的特定条件主要 The main specifics of this power graph are as follows

小链轮齿数为19
链条长度为120个节距
传动比从1:3到3:1
链传动的预期使用寿命为15000小时

For drive $Z_s=19$
Chain length: 120 pitches
Transmission ratio: 1:3 to 3:1
Service life of chain: 15000 hours



注：多排链的额定功率可由单排链的额定功率乘以排数系数得到。
Note: The rating power of multiple strand chain can be obtained by multiplying the strand factor by the rating power of single strand chain.

排数系数表 Strand factor table

| 排数 Number of strand | 1 | 2 | 3 | 4 | 5 | 6 |
|---------------------|-----|-----|-----|-----|-----|-----|
| 系数 Factor | 1.0 | 1.7 | 2.5 | 3.3 | 4.1 | 4.9 |

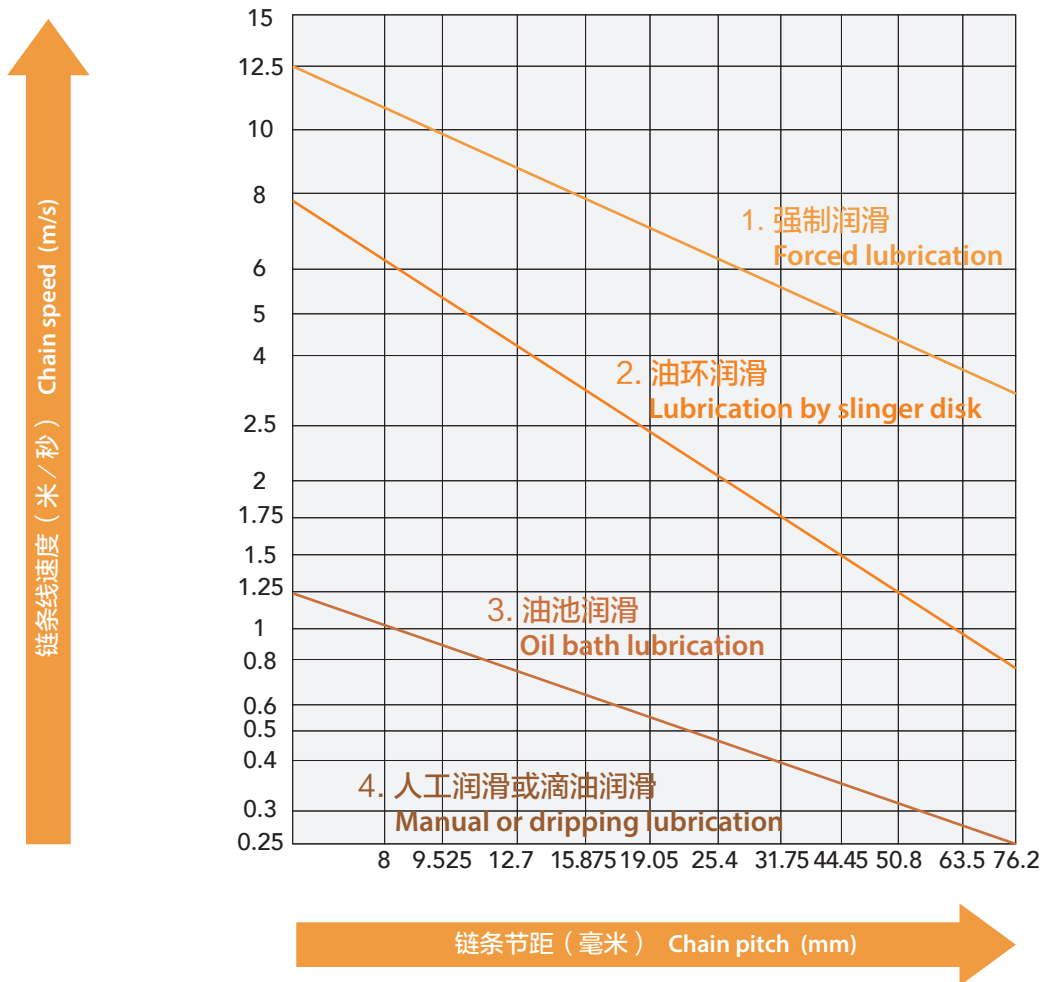
润滑选择 Selection of Lubrication

链条传动的润滑取决于使用场合、温度、链条线速度等

| | |
|--------|---|
| 使用场合影响 | 开式传动如各类联合收割机、割晒机等链条应采用油脂润滑。 闭式传动如手扶拖拉机链条传动箱，应采用机油润滑。 |
| 温度影响 | 一般推荐在 -5 ~ +60 范围内使用润滑。 冬季采用粘度小的机油，夏季采用粘度大的机油。 |
| 线速度影响 | 润滑方式直接与链条线速度有关，可参照下图选择润滑方式。 |

Lubrication of chain depends on the working environment, temperature, chain speed and so on.

| | |
|----------------------------------|--|
| Influence of working environment | For open drive such as combine chain, swather chain etc., grease lubrication is recommended. For closed drive such as walking tractor chain transmission case etc., oil lubrication is recommended. |
| Influence of temperature | Application in the temperature range of -5°C to +60°C is recommended. In winter, Lower viscosity oil is recommended; But in summer, higher viscosity oil is recommended. |
| Influence of chain speed | The lubrication method is related to chain speed. Refer to the following chart for details, please. |



检查及维修制度 Inspection and maintenance

检查及维修制度

为了链传动系统正常运行，须对链传动装置进行正确而及时的维护。如轴、轴承及支座、链条与链轮以及润滑类型的选择及系统的安装都是正确的。那么，同时还应该建立一项维护制度，以确保系统正常工作：

1. 传动机构有限、正确的润滑
2. 传动系统中无干涉及无意外发生
3. 损坏的链条和链轮必须立即更换
4. 磨损验证的链条和链轮应该更换
5. 链轮应该找正
6. 链条应适当的张紧
7. 防护装置处于良好状态且安装正确

链传动装置应在首次运转50h后进行检查。
此后，对于承受严重冲击载荷或工况恶劣的链传动，以后应该每工作500h后进行检查。

Inspection and maintenance

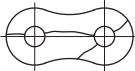
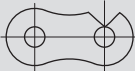
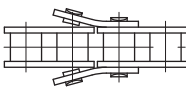
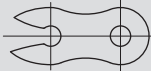
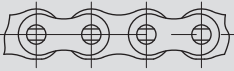
In order to run the chain transmission system normally, the chain transmission parts must be properly and timely maintained. The choice of shafts, bearings, chain and sprockets, as well as the type of lubrication and the installation of the drive must be all correct. At the same time, an effective and regular maintenance system shall be established to ensure the smooth functioning and maximum lifespan of the drive and its parts.

1. Effective and correct lubrication of the transmission drive
2. No interferences or obstructions in the transmission drive
3. Damaged chain or sprockets must be replaced immediately
4. Seriously worn-out chain or sprockets must be replaced immediately
5. The sprockets must be aligned
6. The chain must be properly stretched (tensioned)
7. Protection casings and devices shall be in good condition and properly installed

The chain drive shall be inspected after the first 50 hours of operation.
After that, for chain drives subject to severe shock loading or poor working conditions, the inspection should be performed after 500 hours of operation.

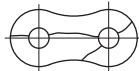
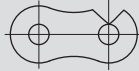
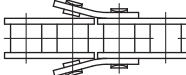

滚子链传动装置故障处理指南 Troubleshooting guide

滚子链传动装置故障处理指南

| 症状 | 可能存在的原因 | 解决方法 |
|--|--|--|
| 噪音太大 | 链条碰到障碍 护罩或轴太松 链条太松 链条磨损严重 链轮磨损严重 链轮不共面 润滑不充分 链条节距过长 | 更换链条，消除干扰 旋紧紧固件，安装好 紧好链条 更换或张紧链条 更换链条和链轮 如果有必要，更换链轮和链条重新找正确链轮 如果有必要，更换链条重新建立适当的润滑系统 重新设计并更换更短节距链条 |
| 滚子链板的内侧磨损及链轮单侧磨损 | 链轮不共面 | 如果必要，更换链条和链轮重新找正并张紧传动链 |
| 链条脱不开链轮 | 链轮磨损严重 链轮不共面 | 更换链条和链轮 如果必要，更换链条和链轮重新找正并张紧传动链 |
| 链条爬上链轮轮齿 | 链条太松 链条磨损严重 链轮磨损严重 超载严重 | 张紧链条 更换并张紧链条 更换链条和链轮 更换链条，消除过载原因 |
| 链板有裂纹（应力腐蚀）  | 暴露在腐蚀性环境中 | 更换链条，保护链条免受有害环境的侵害 |
| 链板断裂（疲劳）  | 载荷大与链条的动态载荷承受能力 | 更换链条，减小动态载荷，重新设计有较大节距的链条传动 |
| 销轴断裂  | 严重载荷，链板断裂 | 更换链条，如发现链轮有问题的征兆必须更换链轮，消除过载原因重新设计，有大节距的链条传动 |
| 链板断裂  | 链条碰到障碍 | 更换链条，消除干涉 |
| 链板边缘磨损  | | |

滚子链传动装置故障处理指南 Troubleshooting guide

Troubleshooting guide

| Description | Possible reasons | Suggested solution |
|---|--|--|
| Excessive noise | <ul style="list-style-type: none"> Drive has obstruction Loose casing or shaft mounts Excessive chain slack Excessive chain wear Excessive sprocket wear Sprocket misalignment Inadequate lubrication Chain pitch is too large Too few sprocket teeth | <ul style="list-style-type: none"> Inspect and remove obstruction. Replace chain if necessary Tighten fasteners Re-tension chain Replace chain Inspect chain for damage and replace sprockets Inspect chain and sprockets for damage and re-align sprockets and shafts Inspect chain. Clean and establish correct lubrication Redesign the drive using a smaller chain pitch (multiple strands), if possible Check to see if larger sprockets can be used. If not, redesign drive using a smaller chain pitch (multiple strands), if possible |
| Wear on roller link plates and on one side of the sprocket tooth surface | Sprocket misalignment | Inspect chain and sprockets for damage and re-align sprockets and shafts |
| Chain sticks to sprocket teeth | <ul style="list-style-type: none"> Excessive sprocket wear Sprocket misalignment | <ul style="list-style-type: none"> Inspect chain for damage and replace sprockets Inspect chain and sprockets for damage and re-align sprockets and shafts |
| Chain climbs the sprocket teeth | <ul style="list-style-type: none"> Excessive chain slack Excessive chain wear Excessive sprocket wear Extreme overload | <ul style="list-style-type: none"> Re-tension chain Replace chain Inspect chain for damage and replace sprockets Inspect the drive. Replace chain and eliminate the cause of overload |
| Flaw on chain plate (Stress Corrosion Cracking)  | <ul style="list-style-type: none"> Exposure to severe corrosion in combination with high interference fits Hydrogen embrittlement from improper plating of chain | <ul style="list-style-type: none"> Protect the chain from corrosion or use stainless steel products Never plate chains. Order plated chain from SFR |
| Sidebar breaking (Fatigue failure)  | Loading is greater than the chain's dynamic capacity | Inspect the drive to determine the cause of high load and eliminate if possible. Redesign the drive using a higher-capacity chain if the cause of high load cannot be eliminated |
| Pin failure  | <ul style="list-style-type: none"> Extreme overload Inadequate lubrication | <ul style="list-style-type: none"> Replace chain and inspect all drive components for damage. Replace damaged components and eliminate the cause of overload Replace chain and lubricate properly |
| Link plate fails (Ultimate Strength Failure)  | <ul style="list-style-type: none"> Extreme overload Drive has obstruction | <ul style="list-style-type: none"> Replace chain and inspect all drive components for damage. Replace damaged components and eliminate the cause of overload Inspect and remove obstruction. Replace chain if necessary |

SFR[®] 持正链条
S F R C H A I N



Sales Center ·
Hangzhou Transailing Industrial Co.,Ltd
销售中心 · 杭州中汇传动实业有限公司
Tel · +86 - 571 - 85461548
Fax · +86 - 571 - 85461550
Email sales@tsichain.com



SFR Hangzhou factory (Sunfun & SCH)
持正杭州工厂 (顺峰和速坡力尔)
摩托车链 Motorcycle chain
汽车链 Automotive Timing chain



SFR Huangshan factory (TVH)
持正黄山工厂 (黄山中链)
摩托车链 Motorcycle chain



SFR Deqing factory (Elephant)
持正德清工厂 (象牌)
传动链 Driving chain
农机链 Agricultural chain
曳引链 Hoisting chain



SFR Shaoxing factory (SST)
持正绍兴工厂 (绍兴持正)
输送链 Conveyor chain
非标链 Special chain